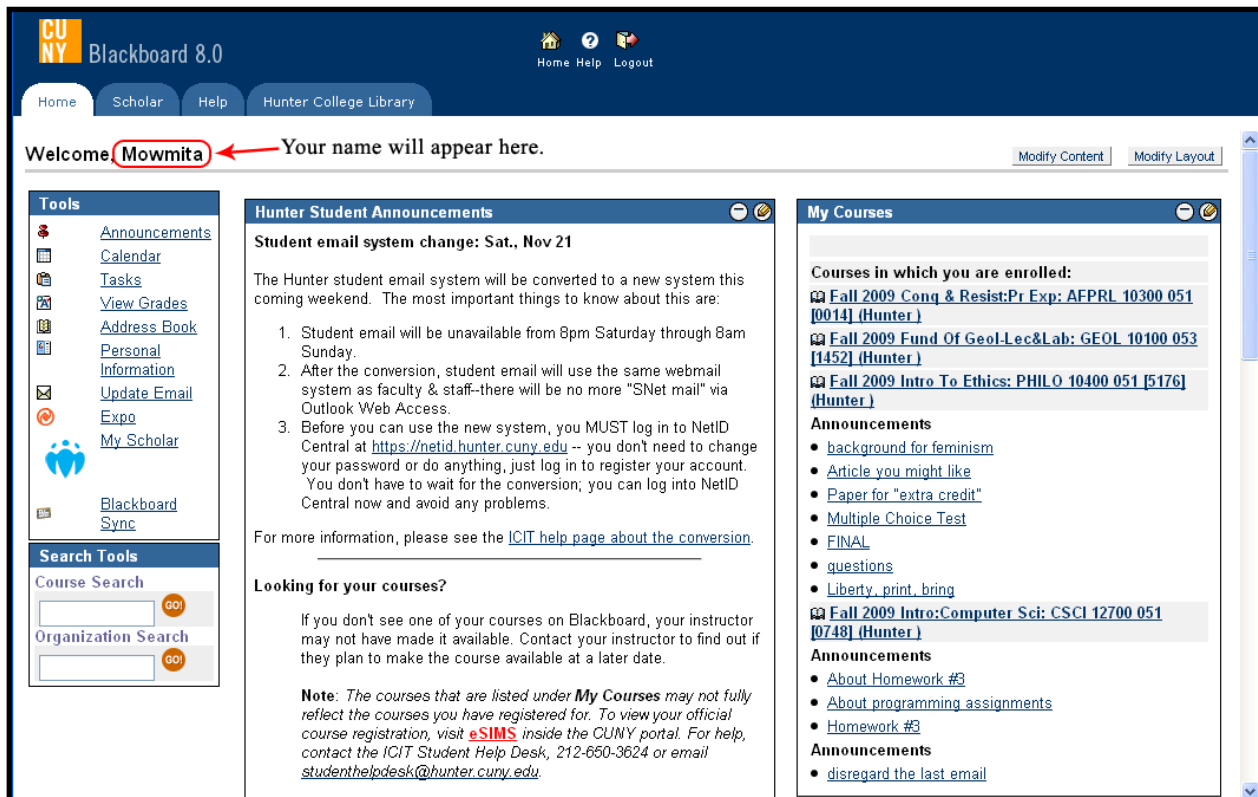


# Finding Information on Your Blackboard Home Page

The Blackboard home page is the first screen you will see after logging in to your Blackboard account. This page provides links to and information about available tools, settings, announcements and course enrollment. Provided below is information regarding:

- Navigating your home page.
- Testing your browser settings.
- Using available tools.
- Understanding the “My Courses” box.

## Your Blackboard Home Page



CU NY Blackboard 8.0 Home Help Logout

Home Scholar Help Hunter College Library

Welcome **Mowmita** ← Your name will appear here. Modify Content Modify Layout

**Tools**

- Announcements
- Calendar
- Tasks
- View Grades
- Address Book
- Personal Information
- Update Email
- Expo
- My Scholar
- Blackboard Sync

**Search Tools**

Course Search

Organization Search

**Hunter Student Announcements**

**Student email system change: Sat., Nov 21**

The Hunter student email system will be converted to a new system this coming weekend. The most important things to know about this are:

1. Student email will be unavailable from 8pm Saturday through 8am Sunday.
2. After the conversion, student email will use the same webmail system as faculty & staff--there will be no more "SNet mail" via Outlook Web Access.
3. Before you can use the new system, you MUST log in to NetID Central at <https://netid.hunter.cuny.edu> -- you don't need to change your password or do anything, just log in to register your account. You don't have to wait for the conversion; you can log into NetID Central now and avoid any problems.

For more information, please see the [ICIT help page about the conversion](#).

**Looking for your courses?**

If you don't see one of your courses on Blackboard, your instructor may not have made it available. Contact your instructor to find out if they plan to make the course available at a later date.

**Note:** The courses that are listed under **My Courses** may not fully reflect the courses you have registered for. To view your official course registration, visit **eSIMS** inside the CUNY portal. For help, contact the ICIT Student Help Desk, 212-650-3624 or email [studenthelpdesk@hunter.cuny.edu](mailto:studenthelpdesk@hunter.cuny.edu).

**My Courses**

**Courses in which you are enrolled:**

- Fall 2009 Conq & Resist:Pr Exp: AFPRL 10300 051 [0014] (Hunter)
- Fall 2009 Fund Of Geol-Lec&Lab: GEOL 10100 053 [1452] (Hunter)
- Fall 2009 Intro To Ethics: PHILO 10400 051 [5176] (Hunter)

**Announcements**

- background for feminism
- Article you might like
- Paper for "extra credit"
- Multiple Choice Test
- FINAL
- questions
- Liberty, print, bring
- Fall 2009 Intro:Computer Sci: CSCI 12700 051 [0748] (Hunter)

**Announcements**

- About Homework #3
- About programming assignments
- Homework #3

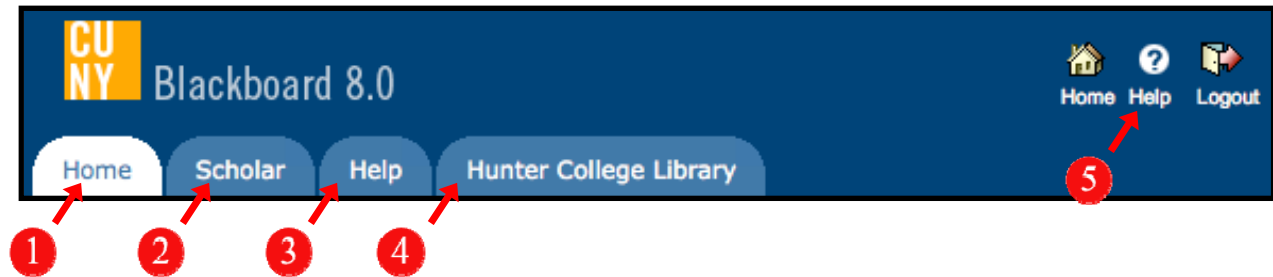
**Announcements**

- disregard the last email

Be sure to check that your name appears as indicated in the above example. If the student using the computer before you does not properly log out and close the browser, you may have inadvertently received access to another student's account.

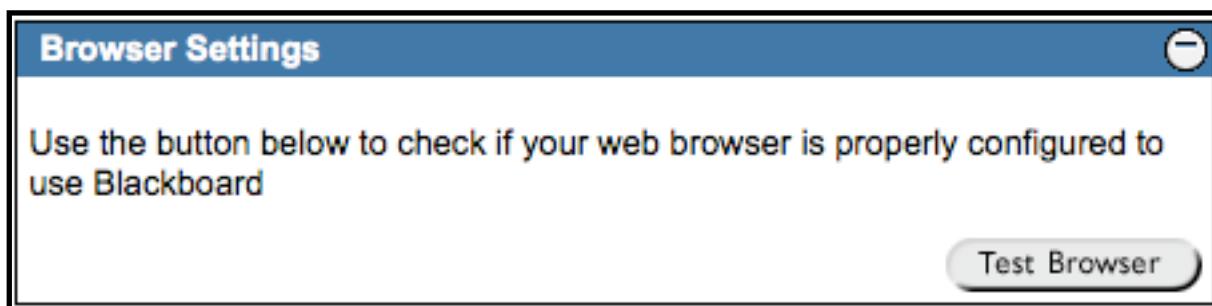
**NOTE:** Your home page may appear differently if you have modified the content or layout

## Your Tabs



- 1 The **Home** tab allows you to easily return to your Blackboard home page from any other page.
- 2 The **Scholar** tab links to a social bookmarking tool, [My Scholar](#), used to find, save and share relevant and reliable online resources. This requires the creation of a separate My Scholar account. **NOTE:** This is different from Google Scholar.
- 3 The **Help** tab links to information about the [Hunter Student Help Desk](#) where students can get assistance with many e-mail, wireless networking, CUNY Portal, and Blackboard issues. Location, hours and contact information for the help desk can also be found here.
- 4 The **Hunter College Library** tab provides information about and links to a variety of library resources.
- 5 Click the **Help** icon to access a directory of campus Blackboard help resources.

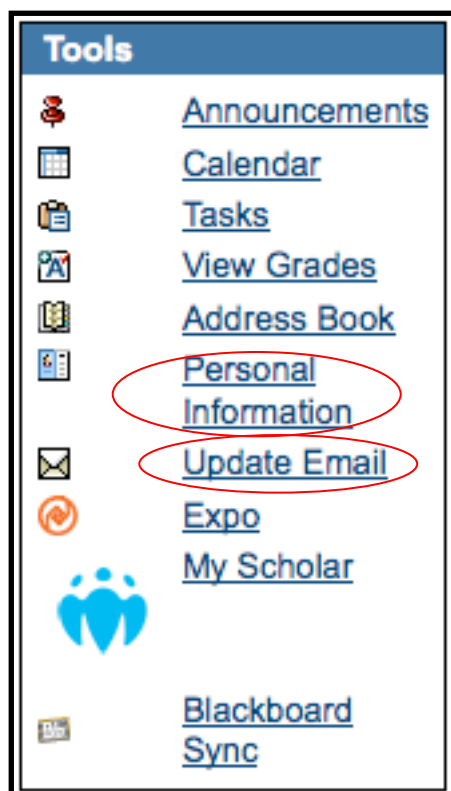
## Testing Your Browser Settings



Click on the **Test Browser** button, as pictured above, to check if your web browser is configured properly to support all Bb features. This will initiate a test of both required and optional components and will provide a report detailing your current browser setup. For more information, visit the [Blackboard supported browsers, plugins and operating systems](#) page.

## Tools

There are a number of **Tools** available on the Blackboard Home page. Including:



**Personal Information** – Personal information, privacy options and personal settings may be customized here. This includes the **Visual Text Box Editor** options essential to those using screen readers. Set this tool to “unavailable” (implicitly selecting a simpler text editor) for full functionality of screen reader software within Blackboard.

**Update Email** – Use this to change your email address to a different CUNY email address. For more information, click [here](#). **NOTE:** This will not change the email address used in the CUNY Portal or any other CUNY system (like eSIMS) It will only change the address used for email sent through Blackboard.

**Blackboard Sync** – Use this tool to set up notifications about additions to your Bb course pages on Facebook, on your iPhone, or via a browser tool bar (the latter coming soon).

The remaining tools will be discussed in greater detail in an upcoming document.

## Search Tools

The **search tools**, located in the left hand panel, allow you to search for Blackboard courses and organizations. This may be useful if you would like to view a specific course via [guest access](#) or enroll in an organization. Enter part of the course/organization name you wish to access (e.g., enter “Soc 241”, leaving a space between “Soc” and “241”) and click go. You will then see a list of results below a more

advanced search interface. Using this advanced search tool, you can now search by

**Instructor/Leader**, **Course ID**, or **Description**. Additionally, if you would like to narrow your search to a specific school, click on the name of the preferred school from the list of locations



from the box titled **Location**. You can also enter an instructor name this will not produce any immediate results but it will bring you to the advanced search page.

## My Courses Module



This module displays the courses in which you are currently enrolled as well as previous courses that have not been removed by the instructor. Courses disappear from your list only when they have been made “unavailable” by the instructor. Instructors may leave course sites “available” so that students have the opportunity to revisit Blackboard course sites from previous semesters. For more detailed instructions, view the [Customizing “My Courses” document](#).

If you have further questions or need technical assistance, please contact the Student Help Desk at (212) 650-EMAIL (3624) or [studenthelpdesk@hunter.cuny.edu](mailto:studenthelpdesk@hunter.cuny.edu).