





Windows 32-Bit or 64-Bit?

Windows 10 and Windows 8.1

1. Select the Start  button, then select Settings  > System  > About .

[Open About settings](#)

2. At the right, under Device specifications, see System type.

Windows 7

1. Select the Start button , right-click Computer, and then select Properties.
2. Under System, see the system type.

(The following text is for screen-readers)

Windows 10 and Windows 8.1

1. Select the **Start** button
2. Then select **Settings > System > About**.
3. On the right-hand side, under **Device specifications**, see **System type**.

Windows 7

1. Select the **Start** button
2. Right-click on **Computer**
3. Then select **Properties**.
4. Under **System**, see the system type.