

Volume 17, January 1991

**Directory of
Faculty Contracts
and Bargaining Agents
In Institutions of Higher Education**

Joel M. Douglas
with
L. William Havey



THE NATIONAL CENTER FOR THE STUDY OF COLLECTIVE BARGAINING IN
HIGHER EDUCATION AND THE PROFESSIONS—BARUCH COLLEGE
CITY UNIVERSITY OF NEW YORK

12

**NATIONAL CENTER FOR THE STUDY OF COLLECTIVE
BARGAINING IN HIGHER EDUCATION AND THE PROFESSIONS**

The National Center is an impartial, nonprofit educational institution serving as a clearinghouse and forum for those engaged in collective bargaining (and the related processes of grievance administration and arbitration) in colleges and universities and the professions. Operating on the campus of Baruch College, City University of New York, the Center addresses its research to scholars and practitioners in these fields.

Membership consists of institutions and individuals from all regions of the United States and Canada. Activities are financed primarily by membership, conference and workshop fees, foundation grants, and income from various services and publications made available to members and the public.

Inquiries regarding membership, publication or research orders should be addressed to the National Center for the Study of Collective Bargaining in Higher Education and the Professions, Baruch College, CUNY, 17 Lexington Avenue, Box 322, New York, New York 10010.

NATIONAL ADVISORY COMMITTEE

ERNST BENJAMIN
General Secretary
AAUP

GERIE BLEDSOE
Coordinator of Higher
Education, NEA

JOYCE F. BROWN
Acting President
Baruch College, CUNY

NEIL S. BUCKLEW
President
West Virginia University

MARY JANE CALAIS
Dir. of Federal Relations
NACUBO

JOEL M. DOUGLAS
Director, NCSCBHEP
Baruch College, CUNY

ROBERT D. HELSBY
Professor
Univ. of North Florida

DANIEL J. JULIUS
Assoc. Vice Pres.
Academic Affairs
Univ. of San Francisco

THOMAS MANNIX
Assoc. Vice Chancellor
Employee Rels. & Personnel
SUNY

CAESAR J. NAPLES
Vice Chancellor
Faculty & Staff Relations
California State University

HAROLD R. NEWMAN
Chairman
New York State PERB

IRWIN POLISHOOK
President, PSC
Vice President, AFT

DONALD SAVAGE
Executive Director
CAUT, Canada

ALBERT SHANKER
President, AFT
AFL-CIO

JAMES H. TINSMAN
President
APSCUF

JIM WHITE
Vice President for
Financial Services
AACJC

THE NATIONAL CENTER FOR THE STUDY OF COLLECTIVE BARGAINING IN
HIGHER EDUCATION AND THE PROFESSIONS-BARUCH COLLEGE
CITY UNIVERSITY OF NEW YORK



Joel M. Douglas
with
L. William Havey

Directory of Faculty Contracts and Bargaining Agents in Institutions of Higher Education

Volume 17, January 1991

ISSN 0276-7805

Price: \$35.00

All rights reserved. No part of this publication may be reproduced, stored in a retrieval system, or transmitted, in any form or by any means, electronic, mechanical, photocopying, recording, or otherwise, without the prior permission of the publisher.

Copyright © 1991 in U. S. A.
By The National Center for the Study of Collective
Bargaining in Higher Education and the Professions
Baruch College, City University of New York

TABLE OF CONTENTS

PAGE	INTRODUCTION: UNIONIZATION AMONG FACULTY, 1990	v
3	FACULTY CONTRACTS AND BARGAINING AGENTS, U.S.	
77	ADJUNCT FACULTY CONTRACTS AND BARGAINING AGENTS, U.S.	
85	GRADUATE AND TEACHING ASSISTANT CONTRACTS AND BARGAINING AGENTS IN PUBLIC AND PRIVATE INSTITUTIONS IN THE U.S.	
89	FACULTY COLLECTIVE BARGAINING AT CANADIAN UNIVERSITIES	
100	SUMMARY OF ELECTIONS, U.S. - 1990	
	STATISTICAL ANALYSIS	
106	Table One - RECOGNIZED FACULTY BARGAINING AGENTS -- PUBLIC AND PRIVATE, 1991	
107	Table Two - RECOGNIZED FACULTY BARGAINING AGENTS IN TWO- AND FOUR-YEAR INSTITUTIONS, 1991	
108	Table Three - FACULTY COLLECTIVE BARGAINING AGREEMENTS, 1991	
109	Table Four - ANALYSIS OF BARGAINING AGENTS AND COLLECTIVE BARGAINING AGREEMENTS	
110	Table Five - FACULTY BARGAINING AGENTS AND COLLECTIVE BARGAINING AGREEMENTS (CBA'S), PUBLIC AND PRIVATE INSTITUTIONS, 1974-1990	
111	Table Six A - FACULTY BARGAINING AGENTS AND COLLECTIVE BARGAINING AGREEMENTS IN FOUR-YEAR INSTITUTIONS, 1974-1990	
112	Table Six B - FACULTY BARGAINING AGENTS AND COLLECTIVE BARGAINING AGREEMENTS IN TWO-YEAR INSTITUTIONS, 1974-1990	
113	Table Six C - FACULTY BARGAINING AGENTS AND COLLECTIVE BARGAINING AGREEMENTS IN TWO- AND FOUR-YEAR INSTITUTIONS, 1974-1990	
114	Table Seven - FACULTY REPRESENTED BY CERTIFIED BARGAINING AGENTS IN PUBLIC AND PRIVATE, TWO- AND FOUR-YEAR INSTITUTIONS, 1991	
115	Table Eight - FACULTY REPRESENTED BY CERTIFIED BARGAINING AGENTS, 1991	
116	Table Nine - CAMPUSES REPRESENTED BY RECOGNIZED FACULTY BARGAINING AGENTS -- PUBLIC AND PRIVATE, 1991	

143	INDEX OF U.S. AND CANADIAN INSTITUTIONS CITED IN 1991 DIRECTORY
133	"NO-AGENT" VOTES, 1971-1990
128	Table Eighteen - NON-FACULTY BARGAINING UNITS DELETED FROM MAIN BODY OF DIRECTORY
126	Table Seventeen - BARGAINING AGENTS CITED IN THIS DIRECTORY
125	Table Sixteen - STATUS OF PUBLIC SECTOR COLLECTIVE BARGAINING LEGISLATION
124	Table Fifteen - COLLEGE CLOSINGS
122	Table Fourteen - ROSTER OF INSTITUTIONS AFFECTED BY THE YESHIVA DECISION
121	Table Thirteen - SUMMARY OF DECERTIFICATIONS
120	Table Twelve - GEOGRAPHIC DISTRIBUTION OF BARGAINING AGENTS AND COLLECTIVE BARGAINING AGREEMENTS (CBA) IN TWO- AND FOUR-YEAR INSTITUTIONS, 1991
118	Table Eleven - GEOGRAPHIC DISTRIBUTION OF FACULTY BARGAINING AGENTS, 1991
117	Table Ten - THE DISTRIBUTION OF FACULTY UNIONIZATION BY TWO- AND FOUR-YEAR CAMPUSES, 1991

All new agents elected represent full-time faculty units. The largest of the new units is at the University of New Hampshire where the AUP won bargaining rights for a group of over 600 faculty. It is interesting to note that the three faculty components of UNH are now organized, albeit by different bargaining agents -- Franklin Pierce - AFT -- Keene State - NEA -- UNH - AUP.

AGENTS ELECTED

The professorate continues to accept unionization as a means of governing their employment relationship and show no signs of reverting to a pre-bargaining, non-union period. Several reasons may account for the continued expansion of faculty collective bargaining. No faculty bargaining units were decertified in 1990, either by voluntary action or the result of court, NLRB, or other administrative agency rulings. Second, union organizing efforts in a concentrated geographic region, (NEA in Nebraska), have yielded positive membership and agent certifications. Third, although no official agreement exists between the national faculty organizations to remain on the sidelines and not intervene in the organizing efforts of the others, none of the nine 1990 initial agent election ballots included competing agents. Fourth, organizing activities appear to be directed at units of full-time faculty. All elections reported in 1990 addressed bargaining rights for full time faculty. This was the first time this occurred since 1979.

This period of growth should be measured in the context of declining or static union membership in virtually every other sector of the economy. Of the nine bargaining agent elections conducted at institutions which heretofore had been unorganized, agents were successful in winning bargaining rights in eight (88.9%). The ratio of agent/"No-Agent" election results remain significant. When one adds the results of "change in agent status" (1) and "challenge to agent status" (1) to the total of bargaining agent elections in which "No-Agent" was a possibility, agents were elected in over 90% of all cases. The only election in which "No-Agent" defeated an agent (NEA) occurred at Saint Thomas College, Florida.

Collective Bargaining in Higher Education (CBHE) continued to expand in 1990 although the rate of growth remained slight. A total of eight new faculty bargaining agents were elected in colleges and universities bringing the total of certified agents to 474. This represented an increase in agents of 1.7% over the previous year. The number of represented faculty increased by 7,196 to 224,584. All the newly elected agents were at public institutions -- six at community colleges, the remainder at four-year institutions.

INTRODUCTION

**UNIONIZATION AMONG COLLEGE FACULTY
January 1 - December 31, 1990**

An analysis of faculty union organizing and agent elections follows:

AAUP

The American Association of University Professors was involved in three elections in 1990, winning one and losing two. At the University of New Hampshire, AAUP defeated "No-Agent" 303-249 for bargaining rights for a unit of 603. This is the largest unit of the eight newly organized institutions in 1990. In two challenges to agent status elections, the AAUP unsuccessfully sought bargaining rights at Ferris State University and the University of Detroit/Mercy College. At Ferris State University, the NEA affiliate defeated AAUP and "No-Agent" by a vote of 279-109-26. At the University of Detroit/Mercy College, the NEA affiliate retained bargaining rights for this newly merged institution by a vote of 118-101.

AFT

The American Federation of Teachers and their local affiliates were involved in five elections. In each, they were victorious. New AFT locals include units at Central Ohio Technical College, Flathead Valley Community College, San Diego Community College, Naval Technical Training, Terra Technical College, and Antelope Valley Community College.

At Central Ohio, the AFT won bargaining rights for a unit of 43 by defeating "No-Agent" 26-16. At Flathead Valley, the 238 person unit elected AFT over "No-Agent" by a vote of 78-43. At Terra Technical College, the AFT received all of the votes cast and defeated "No-Agent" 41-0. In a "Change in Agent Status" election at Antelope Valley Community College, the AFT defeated NEA and "No-Agent" by a vote of 141-123-14 for a unit of 360.

NEA

The National Education Association and their affiliates were involved in eight elections; winning five and losing three. Three of the five victories reflect substantial NEA organizing in the state of Nebraska with new NEA bargaining units at Chadron State, Norfolk Community, and Northeast Community College. NEA affiliates defeated "challenge to Agent status" at Ferris State University and the University of Detroit/Mercy College. At Chadron, the 75-member unit elected NEA over "No-Agent" 46-2. At Norfolk, the NEA defeated "No-Agent" by a vote of 48-6 for a unit of 54 employees. In an election at Northeast Community College, NEA defeated "No-Agent" 63-14 for bargaining rights for a unit of 77. The NEA affiliate at Ferris State successfully withstood a "challenge to Agent Status" from both the AAUP and "No-Agent" by a vote of 279-109-26. A similar result occurred at the University of Detroit/Mercy College where the NEA affiliate withstood an AAUP challenge 118-101.

There were five reported faculty strikes in the fall of 1990. All strikes were repeat strikes and involved institutions where faculty had previously struck. The mean length for strikes was 12 days. The independent local at Temple University engaged in a 29-day work stoppage. The NEA local at Shawnee State University struck for 14 days. Three AUP units were involved in work stoppages. At Union County College, the faculty struck for one day. At Wayne State University, the strike lasted three days. In perhaps the most significant strike of all, faculty at the University of Bridgeport struck with the majority of strikers

STRIKES

There were no reported faculty bargaining agent certifications in 1990.

DECESSIONS

At St. Thomas University in Florida, "No-Agent" defeated the NEA affiliate, United Faculty of Florida, by a vote of 30-13. The St. Thomas election is unique in that the parties had litigated the NEA question before the NLRB. The Regional Director of the NLRB (Region 12/Tampa, Florida), held that the faculty were managerial; however, that decision was reversed by the Board (See 298 NLRB 32). An election was ordered with the aforementioned results noted.

University. and a "challenge to Agent status" election at Ferris State also lost a "change of Agent status" election at Antelope Valley Technical College and the University of New Hampshire. "No-Agent" San Diego Community College Naval Technical Training, Terra College, Norfolk Community College, Northeast Community College, Technical College, Chadron State, Flathead Valley Community College, while losing 10. "No-Agent" was defeated by agents at Central Ohio "No-Agent" was on the ballot in eleven elections, winning one

"NO-AGENT"

Activity among independent unions was modest this past year. In the Minnesota State University System, the IFO/NEA coalition was ended as disaffiliation occurred. The vote to leave the NEA was 860-201. No other elections involving independent unions were reported.

INDEPENDENT

NEA affiliates were unsuccessful in three elections. At Antelope Valley, the AFT successfully challenged the NEA local and "No-Agent" winning bargaining rights for a unit of 360 by a vote of 141-123-14. At the Minnesota State University System, the Inter-Faculty Organization (IFO) voted to disaffiliate from the NEA 860-201. NEA was defeated by "No-Agent" for bargaining rights at St. Thomas University by a vote of 30-13.

1. Collective bargaining units are not generally categorized according to number of employees but instead, are comprised mainly of

It is the intent of the center to continue to refine the Faculty Directory and to expand the Non-Faculty Directory. The number of college faculty currently represented by certified bargaining agents is estimated at 224,584. This number is based on institutional self-reporting and while we believe that it is reasonably accurate, several compilation questions should be noted. Set forth below are difficulties that we have identified in previous Directories.

18 also includes the adjusted databases reflecting the 1990 Directory. Approximately 2,500 employees are included in this change. Table removed from Volume 17 of the Directory are cited in Table 18. but constitutes a reclassification of units and directories. Units removed from the Faculty Directory. This year 16 administrative and support staff units were deleted. The elimination of these 35 units does not reflect a decrease in faculty collective bargaining removed from the Faculty Directory. This year 16 administrative and support staff, reflecting a total of 2,512 individuals, were 19 of these units, and not administrative and support staff. In 1990, (Volume 16), is to ensure that the Faculty Directory contains teaching faculty inclusion in our new Non-Faculty Directory. Our primary purpose personnel, and other bargaining units that are better suited for support staff, professional staff, administrators, medical we are refining our faculty contract and agent database by deleting continuing a process begun with Volume 16 of the Directory,

DEMOGRAPHIC ANALYSIS

Three "first contracts" were signed in 1990. The AAUP affiliate at Cincinnati Technical College, a unit of 131, organized in 1989, signed a three-year agreement. At Santa Rosa Junior College, the 1,170 person independent unit, organized in 1989, signed their initial agreement. At Feather River College, the AFT affiliate, unionized in 1989, signed a three-year agreement covering 29 full-time and 58 part-time members.

FIRST CONTRACT SIGNED

No higher education collective bargaining legislation was enacted during 1990. For a complete listing of all faculty collective bargaining legislation, see Directory, Table No. 16.

LEGISLATION

ultimately being permanently replaced. The Bridgeport strike was tabulated for statistical purposes at 15 days, the time period from the commencement of the strike until eligibility for state unemployment compensation was declared. For further information, see Newsletter, Vol. 18, No. 4.

There are now 460 recognized faculty bargaining agents covering faculty at 989 campuses. (See Tables One, Two, Nine and Ten).

collective bargaining in higher education remains a viable option for college faculty to participate in and regulate both the terms and conditions of their employment relationship and participate in institutional self-governance. At a time when unionization in the private sector continues to decrease and is now estimated at approximately 17% of the work force, the number of represented faculty continues to increase. Approximately 30% of the nation's professorate is covered by collective bargaining agreements with new organizing drives reported.

SUMMARY AND CONCLUSIONS

The Directory includes data pertaining to collective bargaining in Canada; however, for demographic analysis purposes only United States institutions are included.

An increase of 7,196 faculty members represented by collective bargaining agents were reported in this Directory. This represented an adjustment of 3.3%. Not all of this increase can be attributed to growth in the number of represented faculty. Each year as we continue to survey organized colleges and universities, we identify units organized in prior years that were not included in previous Directories. When this occurs, we add them to the current count but make no attempt to back date the information to the year when faculty unionization first occurred at a specific institution. Therefore, the increase in represented faculty in any given year exceeds the numbers organized in the instant year.

3. There is no one generally accepted number of teaching faculty in the United States. While several government agencies attempt to tabulate this information, substantial time lags exist between data gathering and publication.

2. The number of adjunct faculty is enrollment driven and, as a result, widespread fluctuations may occur in any given semester. Since many units are comprised of full-time and adjunct faculty, without constant revision there is no one number that is valid for each semester.

For example, a bargaining unit job titles. Therefore, with a fluid number there is no way of knowing the exact unit size without an up-to-date semester accounting by an institution's personnel or labor relations department.

The center's Directory project includes both the Directory of Faculty Contracts and the Directory of Non-Faculty Contracts. Consequently, we have devoted a great deal of energy and effort to ensuring the proper placement of bargaining units in the relevant Directory. This volume constitutes the most comprehensive data pertaining to "teaching faculty". Beginning with Volume 16 (1990), we have deleted non-faculty units from the faculty directory and placed them into the non-faculty directory. Lynn Havel, a researcher with the center, was responsible for data collection and tracking appropriate unit directory classification. Lynn also prepared the statistical analysis and assisted in the compilation of tables and charts. To him, I extend my sincere thanks for a job well done. Beth Hillman Johnson supervised and coordinated the

ACKNOWLEDGMENTS

There is now a growing awareness of collective bargaining for non-faculty and support staff personnel and that group, coupled with faculty bargaining, constitute a major aspect of the higher education employment relationship. Unlike faculty bargaining there are major organizing drives underway to represent administrative and support staff personnel at private colleges. These efforts and the accompanying results will be reported in the Non-Faculty Directory.

As collective bargaining in higher education completes its first year of a new decade, it is apparent that the process has become evermore a public sector phenomenon. CBHE is now considered to be a mature process and widely accepted in the higher education community. Once organized, faculty continue to bargain collectively and show little evidence of reverting to a pre-bargaining position.

Collective bargaining litigation appears to have diminished in 1990. The continued decline of private sector organizing limited Yeshiva challenges to cases already in the "pipeline". The only reported unionization activities at private institutions occurred at St. Thomas University in Florida where the faculty, after having received a favorable Yeshiva determination voted "No-Agent" and at the University of Detroit where a merger with Mercy College necessitated a unit election between the two faculties.

Notwithstanding the situation at the University of Bridgeport, there is evidence that CBHE has become somewhat less adversarial than in previous years. Although difficult to document cooperation between faculty agents to have stabilized. No inter-agent competition was noted in faculty unit elections for campuses which previously had not been organized. This marks the first time since 1983 that bargaining agents did not compete with each other in either the "Agents Elected" or "No-Agent" categories. There were only two reported "change in Agent Status" elections and two "challenge to Agent Status" elections. This is also indicative of a relaxation of the tendency of bargaining agents to challenge each other instead of attempting to organize the unorganized.


production of this Volume and also served as a valuable resource in the preparation of the charts and tables. Ruby N. Hill inputted the entire project and kept track of its various components. The Center also wishes to acknowledge help from what we euphemistically refer to as our "second group". These representatives of the national faculty organizations continuously update and inform us of their organizing activities. This assembly includes Perry Robinson, AFT, Steven Finner, AUP, and Christine Maitland, NEA, Christiane Tardif-Dulude, CAUF, and Katie FitzRandolph, OPSEU.

I wish to extend my gratitude to all those who assisted in this project. It is through their combined efforts that the Directory has become, and continues to be, the definitive source of academic collective bargaining data. We apologize for any errors or omissions and are proud and pleased to present Volume 17 to the practitioners, researchers, and students of collective bargaining in higher education.

Joel M. Douglas, Ph.D.
 Director, National Center for
 the Study of Collective Bargaining
 in Higher Education and the Professions
 Professor, Public Administration



**FACULTY CONTRACTS AND BARGAINING AGENTS
IN PUBLIC AND PRIVATE INSTITUTIONS
IN THE UNITED STATES**



**FACULTY CONTRACTS AND BARGAINING AGENTS
IN PUBLIC AND PRIVATE INSTITUTIONS¹**

 Institution Bargaining Agent⁺ Unit Size Cur. Agent Elected Initial Contract⁺⁺ 2/4 Yr. College Campuses[#] No. of Contract Expiration

ALASKA

Prince William Sound Community College ²	AFT	6	1974	1974	2	3	3/31/89
Copper Basin Campus					2		
Cordova Campus					2		
Valdez Campus					2		

ARIZONA

u Pima Community College	PCCEA/AEA/ NEA	280	1978	1978	2	4	6/30/90
Community Campus					2		
Downtown Campus					2		
East Campus					2		
West Campus					2		

CALIFORNIA

Antelope Valley College	AFT (CTA/NEA 1986)	122 ft 200 pt	1990	1990	2	1	6/30/93
Barstow Community College	CTA/NEA	31 ft 71 pt	1979	1979	2	1	6/30/91

 Institution Bargaining Agent+ Unit Size Cur. Agent Elected Initial Contract++ 2/4 Yr. College Campuses# No. of Contract Expiration

CALIFORNIA (Cont.)

Butte College CTA/NEA 156 ft 1978 1978 2 1 6/30/91
 418 pt

Cabrillo College AFT 202 ft 1984 1986 2 1 6/30/91
 281 pt

California State University CFA/ 20,649 1982 1982 4 20 6/30/91
 System AAUP/NEA

Cal. Polytech. St. Univ. 4
 San Luis Obispo 4
 Cal. St. Col.-Bakersfield 4
 Cal. St. Polytech. Univ.-Pomona 4
 Cal. St. Univ.-Chico 4
 Cal. St. Univ.-Dominguez Hills 4
 Cal. St. Univ.-Fresno 4
 Cal. St. Univ.-Fullerton 4
 Cal. St. Univ.-Hayward 4
 Cal. St. Univ.-Long Beach 4
 Cal. St. Univ.-Los Angeles 4
 Cal. St. Univ.-Northridge 4
 Cal. St. Univ.-Sacramento 4
 Cal. St. Univ.-San Bernardino 4
 Cal. St. Univ.-San Marcos 4
 Cal. St. Univ.-Stanislaus 4
 Humboldt St. Univ. 4
 San Diego St. Univ. 4
 San Francisco St. Univ. 4
 San Jose St. Univ. 4
 Sonoma St. Univ. 4

 Institution Bargaining Agent+ Unit Size Cur. Agent Elected Initial Contract++ 2/4 Yr. No. of Campuses# Contract Expiration

CALIFORNIA (Cont.)

Chabot-Las Positas Community College District
 Ind. 263 ft 1989 1979 2 2 6/30/90
 (CTA/NEA 471 pt
 1978)

Chabot College
 Las Positas College

Chafey Community College CTA/NEA 188 ft 1980 1981 2 1 12/31/90
 191 pt

u

Citrus College CTA/NEA 139 ft 1976 1977 2 1 6/30/90

Claremont Colleges OPEIU⁵ Librarians 1972 4 6 None in effect
 Claremont McKenna Col. 4
 Claremont Univ. Grad. School 4
 Harvey Mudd Col. 4
 Pitzer Col. 4
 Pomona Col. 4
 Scripps Col. 4

Coast Community College AFT 610 1979 1980 2 3 6/30/92
 District

Coastline Comm. Col.
 Golden West Comm. Col.
 Orange Coast Comm. Col.

o Part-time CTA/NEA 1,168 1979 1980 2 3 9/1/93

 Institution Bargaining Agent+ Unit Size Cur. Agent Elected Initial Contract++ 2/4 Yr. College No. of Campuses# Contract Expiration

CALIFORNIA (Cont.)

College of Marin⁴ AFT (CTA/NEA 1976) 181 ft 1978 1980 2 2 6/30/90
 263 pt

Indian Valley Campus 2
 Kentfield Campus 2

College of the Redwoods Ind. 111 ft 1977 1977 2 1⁵ 8/31/91
 272 pt

College of the Sequoias CTA/NEA 153 ft 1976 1977 2 1 6/30/90
 220 pt

Compton Community College AFT 94 ft 1978 1979 2 1 6/30/92
 113 pt

Contra Costa Community Ind. 458 ft 1976 1977 2 3 6/30/91
 College District 605 pt

Contra Costa Col. 2
 Diablo Valley Col. 2
 Los Medanos Col. 2

Desert Community College CTA/NEA 122 ft 1988 1988 2 1 6/30/92
 District (College of the Desert)⁶

El Camino Community College AFT 330 ft 1976 1977 2 1 12/31/89
 456 pt

Feather River College AFT 29 ft 1989 1990 2 1 6/30/93
 58 pt

Institution	Bargaining Agent+	Unit Size	Cur. Agent Elected	Initial Contract++	2/4 Yr. College	No. of Campuses#	Contract Expiration
<u>CALIFORNIA (Cont.)</u>							
Foothill-Deanza Community College District	Ind.	638 ft 727 pt	1977	1977	2	4	6/30/92
Deanza Col.					2		
Foothill Col.					2		
Middlefield Col.					2		
Sunnyvale Col.					2		
Gavilan College	CTA/NEA	77 ft	1977	1977	2	1	6/30/91
Glendale Community College	AFT	234 ft 429 pt	1979	1980	2	1	6/30/91
Grossmont/Cuyamaca Community College District	Ind. (CTA/NEA 1977)	246 ft 510 pt	1984	1978	2	2	6/30/93
Cuyamaca Col.					2		
Grossmont Col.					2		
Hartnell Community College	CTA/NEA	97 ft 191 pt	1979	1979	2	1	6/30/92
Imperial Valley College	CTA/NEA	93 ft	1981	1984	2	1	6/30/89
Kern Community College District	CTA/NEA	334 ft 506 pt	1977	1977	2	3	6/30/91
Bakersfield Col.					2		
Cerro Coso Col.					2		
Porterville Col.					2		

 Institution Bargaining Agent+ Unit Size Curr. Agent Elected Initial Contract++ 2/4 Yr. College Campuses# No. of Campuses# Contract Expiration

CALIFORNIA (Cont.)

Lassen Community College AFT 43 ft 1986 2 1 6/30/91

Long Beach City College CTA/NEA 323 ft 1978 1979 2 2 12/31/91

Liberal Arts Campus
 Pacific Coast Campus 2 2

o Part-time CTA/NEA 638 1990

Los Angeles Community College System AFT 1,943 ft 1977 1978 2 9 9/29/90
 1,790 pt

∞

East L.A. Col. 2
 L.A. City Col. 2
 L.A. Harbor Col. 2
 L.A. Mission Col. 2
 L.A. Pierce Col. 2
 L.A. Southwest Col. 2
 L.A. Trade-Tech. Col. 2
 L.A. Valley Col. 2
 West L.A. Col. 2

Los Rios Community College System AFT 720 ft 1977 1977 2 3 6/30/93
 803 pt

American River Col. 2
 Cosumnes River Col. 2
 Sacramento City Col. 2

Mendocino College Ind. 153 pt 1981 2 1 6/30/90

Institution	Bargaining Agent+	Unit Size	Cur. Agent Elected	Initial Contract++	2/4 Yr. College	No. of Campuses#	Contract Expiration
<u>CALIFORNIA (Cont.)</u>							
Merced College	CTA/NEA	131 ft 282 pt	1976	1977	2	1	6/30/90
Monterey Peninsula Community College	CTA/NEA	127 ft 231 pt	1978	1980	2	1	6/30/93
Mount San Antonio College	CTA/NEA	285 ft 364 pt	1976	1978	2	1	12/31/90
Mount San Jacinto College	CTA/NEA	52	1976	1977	2	1	6/30/90
Napa Valley College	CTA/NEA	106 ft 227 pt	1977	1979	2	1	6/30/91
North Orange County Community College District	CTA/NEA	554 ft	1979	1981	2	2	6/30/91
Cypress Col. Fullerton Col.					2	2	
Ohlone College	Ind.	127 ft 264 pt	1979		2	1	6/30/92
Palo Verde College	CTA/NEA (AFT 1976)	15 ft 44 pt	1980	1976	2	1	9/30/90
Pasadena City College	CTA/NEA	347 ft	1979	1979	2	1	6/30/91
Peralta Community College District	AFT	439 ft 486 pt	1979	1980	2	4	6/30/91

Institution	Bargaining Agent+	Unit Size	Cur. Agent Elected	Initial Contract++	2/4 Yr. College	No. of Campuses#	Contract Expiration

Peralta Community College District (Cont.)							
Col. of Alameda					2		
Laney Col.					2		
Merritt Col.					2		
Vista Col.					2		

Rancho Santiago Community College District	Ind.	400 ft 721 pt	1978		2	3	6/30/91
o Continuing Educ. Facul.	CTA/NEA	40 ft 1,300 pt	1977		2	2	6/30/91

Rio Hondo Community College	CTA/NEA	191 ft 286 pt	1979	1980	2	1	6/30/92

Riverside Community College District	CTA/NEA	187 ft 494 pt	1978	1979	2	1	8/31/90

Saddleback Community College District	CTA/NEA	317 ft 574 pt	1976	1976	2	2	6/30/91

Irving Valley Col. Saddleback Col.					2 2		

San Bernardino Community College District	CTA/NEA	232 ft 411 pt	1984	1986	2	2	12/31/91

Crafton Hills Community Col. San Bernardino Valley Col.					2 2		

 Institution Bargaining Agent+ Unit Size Cur. Agent Elected Initial Contract++ 2/4 Yr. College Campuses# No. of Contract Expiration

CALIFORNIA (Cont.)

San Diego Community Colleges AFT 625 ft 1987 1977 2 3 12/31/92
 (CTA/NEA 1,817 pt
 1977)
 San Diego City Col. 2
 San Diego Mesa Col. 2
 San Diego Miramar Col. 2

San Diego Community College AFT 114 ft 1977 1977 2 10 12/31/92
 Adult Educational System 955 pt

Centre City/Skills Center
 Clairmont Mesa Campus Center
 East San Diego Campus Center
 Ed. Cultural Complex Campus Center

Harbor View Campus Center
 Kearney Mesa Campus Center
 Midway Campus Center
 Mira Mesa Campus Center
 Navajo Campus Center
 North Shores Campus Center

San Francisco Art Institute SFAIFU 35 1984 1984 4 1 6/30/91

San Francisco Community College AFT 792 ft 1978 1979 2 2⁸ 6/30/92
 979 pt

City Col. of San Fran.
 Comm. Col. Centers 2
 2

 Institution Bargaining Agent+ Unit Size Cur. Agent Elected Initial Contract++ 2/4 Yr. No. of Contract

CALIFORNIA (Cont.)

San Joaquin Delta College CTA/NEA 250 ft 1977 1977 2 1 6/30/90
 314 pt

San Jose/Evergreen Community Ind. 252 ft 1989 1978 2 2 4/30/93
 College District (CTA/NEA 604 pt 1977)

Evergreen Valley Col. 2
 San Jose city col. 2

San Mateo County Community AFT 436 ft 1982 1978 2 3 6/30/89
 College District (NEA 1977) 563 pt

Canada Col. 2
 Col. of San Mateo 2
 Skyline Col. 2

Santa Barbara City Ind. 198 ft 1986 1987 2 1 12/31/92
 College

Santa Clarita Community CTA/NEA 68 ft 1977 1978 2 1 6/30/90
 College District

Santa Monica Community Ind. 277 ft 1978 1979 2 1 12/31/92
 College 399 pt

Santa Rosa Junior College Ind. 268 ft 1989 1990 2 1
 736 pt

o Sonoma Developmental AFT 237 1989 2 1
 Center Unit

 Institution Bargaining Agent+ Unit Size Cur. Agent Elected Initial Contract++ 2/4 Yr. No. of Contract

 Expiration

CALIFORNIA (Cont.)

Shasta College CTA/NEA 136 ft 1976 1976 1976 2 1¹⁰ 6/30/90
 239 pt

Sierra Joint Community CTA/NEA 145 ft 1977 1978 1978 2 1 6/30/93
 College District 318 pt

Solano Community College CTA/NEA 140 ft 1976 1977 1977 2 1 6/30/91
 275 pt

Southwestern Community CTA/NEA 200 ft 1977 1979 1979 2 2 6/30/91
 College District

13 San Ysidro Educ. Center
 Southwestern Col. 2 2

State Center Community AFT 326 ft 1977 1977 1977 2 2¹¹ 6/30/91
 College District

Fresno City Col. Kings River Comm. Col. 2 2

Taft College CTA/NEA 26 ft 1976 1977 1977 2 1 6/30/90
 29 pt

University of California

o Lecturers AFT 2,000 1984 1986 4 9 6/30/93
 o Librarians UFL/AFT 432 1983 1984 4 9 6/30/92

Berkeley 4
 Davis 4
 Irvine 4

 Institution Bargaining Agent+ Unit Size Cur. Agent Elected Initial Contract++ 2/4 Yr. College Campuses# No. of Contract Expiration

 University of California (Cont.)

Los Angeles
 Riverside
 San Diego
 San Francisco
 Santa Barbara
 Santa Cruz

o Faculty SCFA/AAUP 437 1981 1982 4 4 1¹² 6/30/90

University of San Francisco AFT 201 ft 1982 1976 4 4 1 6/30/94
 (Ind. 1975)

o Adjunct Faculty AFT 251 1981 1985 4 4 1 12/30/94

University of San Francisco Ind. 27 1973 1974 4 4 1 6/30/90
 Law School

Ventura County Community AFT 400 ft 1977 1978 2 2 3 6/30/93
 College District 750 pt

Moorpark Col. 2
 Oxnard Col. 2
 Ventura Col. 2

Victor Valley College CTA/NEA 75 ft 1976 2 2 1 6/30/92

West Hills College CTA/NEA 58 ft 1977 2 2 1 6/30/90

West Valley Mission ACE 318 ft 1984 1985 2 2 2 6/30/91
 Community College District (Ind.) 517 pt

 Institution Bargaining Agent+ Unit Size Cur. Agent Elected Initial Contract++ 2/4 Yr. College No. of Campuses# Contract Expiration

West Valley Mission
 Community College
 District (Cont.)

Mission Col.
 West Valley col.

Yosemite Community College Ind. 288 ft 1989 1978 2 2 6/30/91
 District (CTA/NEA 180 pt 1976)

Columbia Col.
 Modesto Jr. Col.

Yuba College YCFA-Ind. 133 ft 1988 1978 2 2 6/30/93
 (CTA/NEA 284 pt 1976)

COLORADO

Colorado Community College NEA 736 1979 2 12
 System

- Arapahoe Comm. Col. 2
- Colo. Northwestern Col. 2
- Denver-Auraria Comm. Col. 2
- Front Range Comm. Col. 2
- Lamar Comm. Col. 2
- Morgan Comm. Col. 2
- Northeastern Jr. Col. 2
- Otero Comm. Col. 2
- Pikes Peak Comm. Col. 2

Institution	Bargaining Agent+	Unit Size	Cur. Agent Elected	Initial Contract++	2/4 Yr. College	No. of Campuses#	Contract Expiration
Colorado Community College System (Cont.)							
Pueblo Comm. Col.					2		
Red Rocks Comm. Col.					2		
Trinidad St. Jr. Col.					2		

Regis College	AAUP	70 ft	1973	1973	4	1	8/14/93
---------------	------	-------	------	------	---	---	---------

CONNECTICUT

1 Connecticut Community and Technical College System's	CCCC/AAUP/ 1199 (Ind./AAUP) (AFSCME 1976)	950 ft 900 pt	1987	1977	2	17	6/30/91
--	--	------------------	------	------	---	----	---------

Asnuntuck Comm. Col.					2		
Greater Hartford Comm. Col.					2		
Housatonic Regional Comm. Col.					2		
Manchester Comm. Col.					2		
Mattatuck Comm. Col.					2		
Middlesex Comm. Col.					2		
Mohegan Comm. Col.					2		
Northwestern Conn. Comm. Col.					2		
Norwalk Comm. Col.					2		
Quinebaug Valley Comm. Col.					2		
South Central Comm. Col.					2		
Tunxis Comm. Col.					2		
Greater New Haven St. Tech. Col.	AFT	220 ft	1976	1977	2		6/30/90
Hartford St. Tech. Col.					2		

 Institution Bargaining Agent+ Unit Size Cur. Agent Elected Initial Contract++ 2/4 Yr. College No. of Campuses# Contract Expiration

Connecticut Community and Technical College System (Cont.)

Norwalk St. Tech. Col. 2
 Thames Valley St. Tech. Col. 2
 Waterbury St. Tech. Col. 2

Connecticut State University System AAUP 2,200 1976 1976 4 4 8/19/93

Central Conn. St. Col. 4
 Eastern Conn. St. Col. 4
 Southern Conn. St. Col. 4
 Western Conn. St. Col. 4

o Administrative Faculty AFSCME 320 1976 4 4 6/30/93

Mitchell College AFT 30 1975 1975 2 1 6/30/93

Post College AAUP 27 1978 1979 4 1 8/31/92
 (PCFA 1978, PCTA/AAUP)

Quinnipiac College AFT 155 ft 1975 1975 4 1 6/30/92

U.S. Coast Guard Academy AFGE 35 1975 1978 4 1 6/15/92

University of Bridgeport AAUP 170 1973 1974 4 1 8/31/90

University of Connecticut AAUP 1,788 1976 1977 2/4 6 6/30/92

Hartford 4
 Southeastern 2

 Institution Bargaining Agent+ Unit Size Cur. Agent Elected Initial Contract++ 2/4 Yr. College No. of Campuses # Contract Expiration

University of Connecticut (Cont.)

Stamford 4
 Storrs 4
 Torrington 4
 Waterbury 4

o Non-Teaching Professionals 830 1976 1977 4 6 6/30/92
 o Health Center AFT 1,322 1978 1978 4 1 6/30/90

DELAWARE

Delaware State College AAUP 165 1977 1981 4 1 8/31/90

University of Delaware AAUP 790 Ft 1972 1973 4 1 6/30/92

DISTRICT OF COLUMBIA

American University Teaching Staff ELIPA 20 1982 1982 4 1 12/31/89

University of the District of Columbia NEA 430 1978 1980 4 1 9/30/93

Institution	Bargaining Agent+	Unit Size	Cur. Agent Elected	Initial Contract++	2/4 Yr. College	No. of Campuses#	Contract Expiration
-------------	-------------------	-----------	--------------------	--------------------	-----------------	------------------	---------------------

FLORIDA

Brevard Community College	UFF/NEA ¹⁴ (AFT 1976, UCCFF 1977)	235	1981	1981	2	4	6/30/91
---------------------------	--	-----	------	------	---	---	---------

Cocoa Campus
Melbourne Campus
Palm Bay Center
Titusville Campus

Broward Community College	UFF/NEA (UFF/AFT/AAUP 1981, UFF/NEA/ AAUP 1983)	310	1983	1981	2	4	8/1/91
---------------------------	--	-----	------	------	---	---	--------

Allied Health Center Campus
Central Campus
North Campus
South Campus

Chipola Junior College	UFF/NEA (NEA 1983)	70	1976		2	1	6/30/91
------------------------	-----------------------	----	------	--	---	---	---------

Edison Community College	AFT (ECCFF 1977)	110	1976	1979	2	1	6/30/92
--------------------------	---------------------	-----	------	------	---	---	---------

Florida Memorial College	UFF/NEA	40	1979		4	1	
--------------------------	---------	----	------	--	---	---	--

Florida State University System	UFF/FTP/ NEA (UFF/AFT ¹⁵)	6,500 ft 1,500 pt	1976	1976	4	9	6/30/91
---------------------------------	---	----------------------	------	------	---	---	---------

Florida Agric. & Mech. Univ.
Florida Atlantic Univ.
Florida Int'l Univ.

 Institution Bargaining Agent+ Unit Size Cur. Agent Elected Initial Contract++ 2/4 Yr. College No. of Campuses# Contract Expiration

Florida State University System (Cont.)

Florida State Univ.
 Univ. of Central Florida
 Univ. of Florida
 Univ. of N. Florida
 Univ. of S. Florida
 Univ. of W. Florida

Hillsborough Community College UFF/FUSA/NEA 198 1983 1974 2 4 8/25/92
 (FUSA/NEA 1974)

Brandon Learning Center
 Dale Mabry Campus
 Plant City Campus
 Ybor Campus

Indian River Community College AAUP 130 ft 1973 1975 2 1 7/31/90

Palm Beach Community College UFF/NEA 223 1988 1978 2 4 6/30/91
 (AFT¹⁶ 1975, UCCFF 1977)

Central Campus
 Glade Campus
 North Campus
 South Campus

Pensacola Junior College UFF/NEA 260 1985 1987 2 1 6/30/90

Saint Leo College UFF/NEA 54 1979 1978 4 1 6/1/93
 (AFT 1976)

Institution	Bargaining Agent+	Unit Size	Cur. Agent Elected	Initial Contract++	2/4 Yr. College	No. of Campuses#	Contract Expiration
-------------	-------------------	-----------	--------------------	--------------------	-----------------	------------------	---------------------

HAWAII

University of Hawaii	UHPA/AAUP /NEA	2,751 ft	1974	1975	2/4	10	6/30/93
Hawaii Comm. Col.					2		
Honolulu Comm. Col.					2		
Kapiolani Comm. Col.					2		
Kauai Comm. Col.					2		
Leeward Comm. Col.					2		
Manoa Col.					4		
Mau Comm. Col.					2		
West Oahu Col.					4		
Windward Comm. Col.					2		
UH-Hilo					4		

ILLINOIS

Belleville Area College	AAUP/AFT	120 ft	1967	1967	2	3	8/15/92
Belleville Campus					2		
Granite Campus					2		
Red Bud Campus					2		

Black Hawk College	IFT/AFT	150	1984		2	2	8/7/90
East Campus					2		
Quad Campus					2		

Carl Sandburg College	IEA/NEA	57 ft	1975		2	2	8/31/90
-----------------------	---------	-------	------	--	---	---	---------

 Institution Bargaining Agent+ Unit Size Cur. Agent Elected Initial Contract++ 2/4 Yr. College Campuses# No. of Contract Expiration

Carl Sandburg College (Cont.)

Carthage Extension Center
 Main Campus

City Colleges of Chicago AFT 1,025 ft 1966 1967 2 8 7/15/93
 (Cook County)

City-Wide Col.
 Kennedy-King Col.
 Malcolm X Col.
 Olive-Harvey Col.
 Richard J. Daley Col.
 Truman Col.
 Washington Col.
 Wright Col.

College of DuPage NEA 280 1989 1984 2 1 6/30/92
 (Ind. 1984)

College of Lake County AFT 173 ft 1973 1973 2 1 8/12/90
 (NEA 1971)

Danville Area College NEA 65 1983 1983 2 1 6/30/92

Highland Community College AFT 46 ft 1968 1968 2 1 8/20/91
 2 Adjunct

Illinois Board of Governors UPI/IFT/ 1,750 1976 1977 4 5 8/31/91
 Universities AFT

Chicago St. Univ.
 Eastern Illinois Univ.
 Governors St. Univ.

4
 4
 4

 Institution Bargaining Agent+ Unit Size Cur. Agent Elected Initial Contract++ 2/4 Yr. College No. of Campuses# Contract Expiration

Illinois Board of Governors
 Universities (Cont.)

Northeastern Illinois Univ. 4
 Western Illinois Univ. 4

Illinois Central College Ind. 193 ft 1977 1977 2 1 7/31/93
 400 pt

Illinois Eastern Community Colleges IEA/NEA 95 1985 1985 2 4 9/1/93

Frontier Community col. 2
 Lincoln Trail col. 2
 Olney Central col. 2
 Wabash Valley col. 2

3

Illinois Valley Community College AFT 76 ft 1966 1966 2 1 8/31/91

John A. Logan College IEA/NEA 55 ft 1972 1972 2 1 8/15/90

Joliet Junior College AFT 153 ft 1967 1967 2 1 8/12/91

Kankakee Community College AFT 52 1984 1985 2 1 8/91

Kaskaskia College NEA 64 1984 1985 2 1 8/12/91

Kishwaukee Community College AFT 76 1986 1986 2 1 8/8/91

Lake Land College AFT 110 ft 1968 1970 2 1 8/21/91

Institution	Bargaining Agent+	Unit Size	Cur. Agent Elected	Initial Contract++	2/4 Yr. College	No. of Campuses#	Contract Expiration
ILLINOIS (Cont.)							
Lewis and Clark Community College	IEA/NEA	81 ft	1979	1979	2	1	7/31/91
MHenry County College	NEA	67 ft	1971	1972	2	1	8/92
Moraine Valley Community College	AFT	225	1972	1972	2	1	6/30/92
Morton College	AFT	57 ft	1967	1986	2	1	8/19/92
Oakton Community College	IEA/NEA	152	1986	1986	2	1	8/15/92
o Adjunct Faculty	IEA/NEA	75	1985	1987	2	1	8/10/93
Parkland College	PAE (Ind.)	145 ft	1985	1987	2	1	8/20/91
Prairie State College	AFT	94 ft	1969	1969	2	1	8/89
Rend Lake College	AFT	55	1985	1986	2	1	8/10/92
Sangamon State University	AFT	161	1986	1988	4	1	6/30/90
Sauk Valley College	NEA	50 ft	1969	1970	2	1	6/30/90
Shawnee Community College	NEA	25	1984	1984	2	1	8/8/93
South Suburban College ^{ts}	AFT	117	1971	1972	2	1	8/15/93
Southeastern Illinois College	NEA	40	1985	1984	2	1	8/15/92

 Institution Bargaining Agent+ Unit Size Cur. Agent Elected Initial Contract++ 2/4 Yr. College No. of Campuses # Contract Expiration

ILLINOIS (Cont.)

Spoon River College	NEA	33	1973	1976	2	1	9/1/91
State Community College of East St. Louis ¹⁹	IFT/AFT	41	1980	1982	2	1	6/30/91
Triton College	AFT	228 ft	1973		2	1	6/30/92
Waubensee Community College	AFT	63	1968	1970	2	1	6/10/92
William Rainey Harper College	AFT	200	1976	1976	2	1	8/15/93

IOWA

Des Moines Area Community College	NEA	252 f/pt	1976	1976	2	4	8/16/90
Ankeny Campus					2		
Boone Campus					2		
Carroll Campus					2		
Urban Campus					2		
Eastern Iowa Community College District IX	NEA	145 ft	1975	1976	2	3	8/13/91
Clinton Comm. Col.					2		
Muscatin Comm. Col.					2		
Scott Comm. Col.					2		

 Institution Bargaining Agent+ Unit Size Cur. Agent Elected Initial Contract++ 2/4 Yr. College No. of Campuses# Contract Expiration

IOWA (Cont.)

Hawkeye Institute of Technology NEA 118 ft 1980 1981 2 1 6/30/91

Iowa Central Community College NEA 92 ft 1975 1976 2 1 6/30/90

Iowa Lakes Community College NEA 86 f/pt 1975 1976 2 2 6/30/90

North Campus South Campus 2 2

Iowa Western Community College NEA 112 ft 1975 1976 2 2 8/29/91

Clarinda Campus Council Bluffs Campus 2 2

Kirkwood Community College NEA 189 ft 1975 1976 2 1 8/29/91

Northeast Iowa Community College (Area I) NEA 90 ft 25 pt 1975 1976 2 2 8/15/92

Calmar Campus Peosta Campus 2 2

Northwest Iowa Technical College (Area IV) NEA 37 ft 1975 1976 2 1 6/30/91

Southeastern Community College NEA 88 ft 1987 1976 2 2 6/30/91

 Institution Bargaining Agent+ Unit Size Cur. Agent Elected Initial Contract++ 2/4 Yr. No. of Contract

 College Expiration

Southeastern Community College (Cont.)

North Campus
 South Campus

2
 2

Southwestern Community College NEA 44 Ft 1975 1976 2 2 7/31/90

Creston
 Red Oak

2
 2

27

University of Northern Iowa NEA 680 1980 1977 4 1 6/30/91
 (AAUP/NEA²⁰ F/pt 1976)
 Western Iowa Tech Community College NEA²¹ 70 Ft 1976 1978 2 1 6/30/91

KANSAS

Butler County Community College NEA 93 Ft 1971 1971 2 1 7/31/90

Cloud County Community College NEA 47 Ft 1970 1973 2 1 6/30/90

Coffeyville Community College Ind. (NEA 1980) 35 Ft 1982 2 1 6/30/89

 Institution Bargaining Agent+ Unit Size Cur. Agent Elected Initial Contract++ 2/4 Yr. No. of Contract
 Expiration

KANSAS (Cont.)

Colby Community College NEA 71 1988 1975 2 1 6/30/91
 (Ind. 1972)

Cowley County Community College NEA 44 1969 1970 2 1 6/30/91
 (Memo of Understanding) Yearly Negotiations

Dodge City Community College Ind. 56 ft 1974 1972 2 1 6/30/91

Fort Scott Community College Ind. (FSCAPE) 34 1984 1985 2 1 5/15/89
 (NEA 1974)

Garden City Community College NEA 65 ft 1971 1973 2 1 6/30/91

Hutchinson Community College NEA 72 f/pt 1969 2 1 6/30/90

Independence Community College NEA 34 1970 1970 2 1 6/30/91

Johnson County Community College NEA 245 ft 1980 1981 2 1 6/30/93

Kansas City Kansas Community College NEA 109 ft 1971 1971 2 1 6/30/90

Labette Community College NEA 35 1970 1970 2 2 6/30/92

 Institution Bargaining Agent+ Unit Size Cur. Agent Elected Contract++ 2/4 Yr. College Campuses# No. of Contract Expiration

Labette Community College (Cont.)

Main Campus
 Oswego Campus

2
 2

Pittsburg State University NEA 218 1974 1978 4 1 6/30/90

Pratt Community College NEA 25 f/pt 1977 1977 2 1 6/30/91

MAINE

29 Maine Technical College NEA/MTA 307 1971 2 6 6/30/91
 System

Central Maine Tech. Col.
 Eastern Maine Tech. Col.
 Kennebec Valley Tech. Col.
 Northern Maine Tech. Col.
 Southern Maine Tech. Col.
 Washington County Tech. Col.

2
 2
 2
 2
 2
 2

University of Maine System NEA 1,359 ft 1978 1979 4 7 6/30/92

Univ. of Maine
 Univ. of Maine-Augusta
 Univ. of Maine-Farmington
 Univ. of Maine-Fort Kent
 Univ. of Maine-Machias
 Univ. of Maine-Presque Isle
 Univ. of Southern Maine

4
 4
 4
 4
 4
 4
 4

Institution	Bargaining Agent+	Unit Size	Cur. Agent Elected	Initial Contract++	2/4 Yr. College	No. of Campuses#	Contract Expiration
University of Maine System (Cont.)							
o Part-time Faculty	PATFA/AFT	302	1986	1988	4	7	8/31/92

MARYLAND

Montgomery College	AAUP	400	1980	1982	2	3	8/23/94
Germantown Campus Rockville Campus Takoma Park Campus					2 2 2		

New Community College of Baltimore	AFT	162 ft	1969	1970	2	2	6/30/90
Harbor Campus Liberty Campus					2 2		

Towson State University	AAUP	550	1973		4	1	
-------------------------	------	-----	------	--	---	---	--

MASSACHUSETTS

Becker College	AFT	47	1974	1975	2	2	8/31/93
Leicester Campus Worcester Campus					2 2		

Berklee College of Music	AFT	151 ft	1985	1986	4	1	6/1/92
--------------------------	-----	--------	------	------	---	---	--------

 Institution Bargaining Agent++ Unit Size Cur. Agent Elected Initial Contract++ 2/4 Yr. No. of Contract

 Berklee College of Music (Cont.)

Institution	Bargaining Agent++	Unit Size	Cur. Agent Elected	Initial Contract++	2/4 Yr.	No. of Campuses#	Contract Expiration
o Part-time Faculty	AFT	54 pt	1985	1986	4	1	6/1/92
Emerson College	AAUP	95 Ft	1975	1976	4	1	8/31/91
Endicott College	NEA	30 Ft	1973	1974	2	1	8/30/93
Laboure College	NEA	17 Ft	1975	1979	2	1	6/30/93
Massachusetts Community College System ²²	NEA/MTA/ MCCC ²³	1,700	1976	1976	2	15	6/30/93
Berkshire Comm. Col.					2		
Bristol Comm. Col.					2		
Bunker Hill Comm. Col.					2		
Cape Cod Comm. Col.					2		
Greenfield Comm. Col.					2		
Holyoke Comm. Col.					2		
Mass. Bay Comm. Col.					2		
Massasoit Comm. Col.					2		
Middlesex Comm. Col.					2		
Mount Wachusett Comm. Col.					2		
North Shore Comm. Col.					2		
Northern Essex Comm. Col.					2		
Quinsigamond Comm. Col.					2		
Roxbury Comm. Col.					2		
Springfield Tech. Comm. Col.					2		
o Div. of Continuing Ed.	NEA/MTA/ MCCC	1,800 pt	1987		2	15	

 Institution Bargaining Agent+ Unit Size Cur. Agent Elected Initial Contract++ 2/4 Yr. College No. of Campuses# Contract Expiration

MASSACHUSETTS (Cont.)

Massachusetts State NEA/MTA 1,535 1977 1977 4 4
 Colleges^{2/4}

- Bridgewater St. Col. 4
- Fitchburg St. Col. 4
- Framingham St. Col. 4
- Mass. College of Art 4
- Mass. Maritime Academy 4
- North Adams St. Col. 4
- Salem St. Col. 4
- Westfield St. Col. 4
- Worcester St. Col. 4

o Div. of Continuing Educ. NEA/MTA 1,050 pt 1987 1989 4 9 8/31/92

Simon's Rock of Bard AFT 30 1984 1981 4 1 6/30/90
 College (SRFBC/AAUP 1980)

o Part-time and Visiting AFT 81 1985 1986 4 1 6/30/89
 Lecturers

University of Lowell MSP/MTA/ 526 ft 1976 1977 4 1 6/30/93
 NEA

University of Massachusetts MSP/FSU/ 1,800 1976 1978 4 2 6/30/93
 MTA/NEA

o Div. of Continuing Educ. NEA/MTA 1,050 pt 1987 1989 4 9 8/31/92

o Part-time and Visiting AFT 81 1985 1986 4 1 6/30/89
 Lecturers

University of Lowell MSP/MTA/ 526 ft 1976 1977 4 1 6/30/93
 NEA

University of Massachusetts MSP/FSU/ 1,800 1976 1978 4 2 6/30/93
 MTA/NEA

 Institution Bargaining Agent+ Unit Size Cur. Agent Elected Initial Contract++ 2/4 Yr. College Campuses# No. of Contract Expiration

University of Massachusetts (Cont.)

Amherst Campus
 Boston Campus

4
 4

Wentworth Institute of Technology AFT 145 1973 1976 4 2 8/31/89
 Boston Campus
 East Coast Aero Technical School 4 4

MICHIGAN

33

Adrian College NEA 56 1975 1977 4 1 8/31/91

Alpena Community College NEA 52 1965 1965 2 1 8/18/91

Baker College of Flint NEA 20 ft 1978 1978 2 1 8/31/92

Bay de Noc Community College NEA (Ind. 1971) 43 ft 1973 1971 2 1 8/30/92

Central Michigan University NEA (NEA 1969) 632 1977 1970 4 1 6/30/90

Detroit College of Business NEA Ind. (1971) 22 ft 1973 1971 4 1 6/30/90

Eastern Michigan University AAUP 670 ft 1974 1974 4 1 8/31/93

Ferris State University NEA 517 ft 1973 1973 4 1 6/30/94

Institution	Bargaining Agent+	Unit Size	Cur. Agent Elected	Initial Contract++	2/4 Yr. College	No. of Campuses#	Contract Expiration
<u>MICHIGAN (Cont.)</u>							
Glen Oaks Community College	NEA	32 ft	1968	1968	2	1	8/31/93
Gogebic Community College	NEA	47	1965	1965	2	1	8/15/92
Grand Rapids Junior College	Ind.	489 f/pt	1965	1965	2	1	8/19/91
Henry Ford Community College	AFT	213	1965	1966	2	3	8/31/93
Dearborn Heights Campus Main Campus Searle Technical Campus Ctr.					2	2	
Highland Park Community College	AFT	43	1966	1989	2	1	6/30/92
Jackson Community College	NEA	120 ft	1965	1966	2	1	8/31/91
Kalamazoo Valley Community College	NEA	105	1969	1969	2	1	5/31/92
Kelllogg Community College	MEA/NEA (AFT 1967)	103 ft 1 pt	1968	1968	2	1	8/15/93
Kendall College of Art and Design	MEA/NEA	72	1974	1989	4	1	8/21/91
Kirtland Community College	AFT/MFT (Ind. 1969, NEA 1973)	33 ft	1985	1971	2	1	6/30/93

Institution	Bargaining Agent+	Unit Size	Cur. Agent Elected	Initial Contract++	2/4 Yr. College	No. of Campuses#	Contract Expiration
MICHIGAN (Cont.)							
Lake Superior State University	MEA/NEA	116 ft	1978	1978	4	1	8/31/91
Lansing Community College	MEA/NEA	1,000 f/pt	1968	1969	2	1	9/12/93
Macomb County Community College	Ind.	341 ft	1966	1967	2	2	8/13/92
Center Campus South Campus					2	2	
Mid Michigan Community College	MEA/NEA	39 ft	1968	1969	2	1	8/22/91
Monroe County Community College	NEA	57 ft	1973	1969	2	1	8/31/92
Montcalm Community College	NEA	26 ft	1968	1968	2	1	8/15/91
Mott Community College	NEA	217	1966	1966	2	1	8/24/92
Muskegon Community College	MEA/NEA	97 ft	1965	1967	2	1	8/31/91
North Central Michigan College	MEA/NEA	35	1980	1981	2	1	8/31/91
Northern Michigan University	AAUP	297 ft	1975	1976	4	1	6/30/94
o Skills Center Instructors	MEA/NEA	35 ft	1980	1980	4	1	8/25/92

35

 Institution Bargaining Agent+ Unit Size Cur. Agent Elected Initial Contract++ 2/4 Yr. No. of Contract

MICHIGAN (Cont.)

Oakland Community College NEA/MEA 301 1971 1966 2 4 8/31/92
 Auburn Hills Campus 2
 Highland Lakes Campus 2
 Orchard Ridge Campus 2
 Southeast Campus 2

Oakland University AAUP 376 ft 1970 1971 4 1 8/14/91
 36 pt

Saginaw Valley State MEA/NEA 160 ft 1972 1972 4 1 6/30/93
 University

St. Clair County Community MEA/NEA 97 1968 1970 2 1 8/30/91
 College

Schoolcraft College MEA/NEA 133 ft 1972 1967 2 1 8/23/91
 299 pt

University of Detroit NEA 206 ft 1975 1977 4 2 8/15/90
 Mercy Col. of Univ. of Detroit²⁶

Washtenaw Community College MEA/NEA 162 ft 1966 1967 2 1 8/29/93

Wayne County Community AFT 152 ft 1970 1970 2 5 8/31/91
 College 350 pt

Downriver Campus 2
 Downtown Campus 2
 Eastern Campus 2

Institution	Bargaining Agent+	Unit Size	Cur. Agent Elected	Initial Contract++	2/4 Yr. College	No. of Campuses#	Contract Expiration
Wayne County Community College (Cont.)							
Northwestern Campus Western Campus					2		
Wayne State University	AAUP	1,475 f/pt	1972	1972	4	1	7/31/92

West Shore Community College	MEA/NEA (Ind. 1970)	28 ft 52 pt	1984	1970	2	1	8/20/91
------------------------------	---------------------	-------------	------	------	---	---	---------

37

Western Michigan University	AAUP	780 f/pt	1975	1976	4	6	9/6/93
Battle Creek Campus					4		
Benton Harbor Campus					4		
Grand Rapids Campus					4		
Kalamazoo (Main) Campus					4		
Lansing Campus					4		
Muskegon Campus					4		
o Language Association	AAUP		1988		4	6	

MINNESOTA

Minnesota Community College System	MCCFA/NEA	2,200	1972	1973	2	18	6/30/91
Anoka-Ramsey Comm. Col.					2		
Arrowhead Comm. Col. District					2		
Hibbing Comm. Col.					2		
Itasca Comm. Col.					2		

Institution	Bargaining Agent+	Unit Size	Cur. Agent Elected	Initial Contract++	2/4 Yr. College	No. of Campuses#	Contract Expiration
-------------	-------------------	-----------	--------------------	--------------------	-----------------	------------------	---------------------

Minnesota Community College System (Cont.)

Mesabi Comm. Col.		2			2		
Rainy River Comm. Col.		2			2		
Vermillion Comm. Col.		2			2		
Austin Comm. Col.		2			2		
Clearwater Comm. Col. District		2			2		
Brainerd Comm. Col.		2			2		
Fergus Falls Comm. Col.		2			2		
Northland Comm. Col.		2			2		
Inver Hills Comm. Col.		2			2		
Lakewood Comm. Col.		2			2		
Minneapolis Comm. Col.		2			2		
Normandale Comm. Col.		2			2		
North Hennepin Comm. Col.		2			2		
Rochester Comm. Col.		2			2		
Willmar Comm. Col.		2			2		
Worthington Comm. Col.		2			2		

88

Minnesota State University System	IFO ²⁷	2,250	1975	1976	4	7	6/30/89
-----------------------------------	-------------------	-------	------	------	---	---	---------

Bemidji St. Univ. 4
 Mankato St. Univ. 4
 Metropolitan St. Univ. 4
 Moorhead St. Univ. 4
 Saint Cloud St. Univ. 4
 Southwest St. Univ. 4
 Winona St. Univ. 4

University of Minnesota	NEA	367	1982	2/4	2 ²⁸	6/30/91
-------------------------	-----	-----	------	-----	-----------------	---------

Institution	Bargaining Agent+	Unit Size	Cur. Agent Elected	Initial Contract++	2/4 Yr. College	No. of Campuses#	Contract Expiration
University of Minnesota (Cont.)							
Duluth Campus				1980	4		
Waseca Campus				1981	2		

MISSOURI

Park College	AFT	40	1976	1977	4	1	5/15/92
St. Louis Community College	NEA	471 ft	1977	1977	2	3	6/30/91
Florissant Valley Forest Park					2	2	
Meramec					2	2	

MONTANA

Dawson Community College	AFT	30 f/pt	1975	1975	2	1	7/1/91
Eastern Montana College	AAUP/MFT (AAUP/AFT 1975)	213 f/pt	1978	1976	4	1	6/30/93
Miles Community College	Ind.	24	1973		2	1	6/30/91
Northern Montana College	AFT (NEA 1975)	85	1979	1976	4	1	6/30/91

 Institution Bargaining Agent++ Unit Size Curr. Agent Elected Initial Contract++ 2/4 Yr. College No. of Campuses# Contract Expiration

MONTANA (Cont.)

University of Montana	AFT	424 f/pt	1978	1979	4	1	6/30/91
Western Montana College	AFT (NEA 1975)	47 ft	1983	1975	4	1	6/30/91

NEBRASKA

Central Community College	NEA	118	1985	1976	2	3	8/14/90
Columbus-Region 1					2		
Grand Island-Region 2					2		
Hastings-Region 3					2		

Chadron State	NEA	75	1990		4	1	
Metropolitan Community College	NEA	118 ft	1974	1974	2	3	6/30/91
Elkhorn Valley Campus					2		
Main Campus					2		
South Campus					2		

Mid-Plains Technical Community College Area	NEA	75	1976	1976	2	2	1991
McCook					2		
North Platte					2		

 Institution Bargaining Agent+ Unit Size Cur. Agent Elected Initial Contract++ 2/4 Yr. College Campuses# No. of Contract Expiration

NEBRASKA (Cont.)

Nebraska State Colleges SCEA/NEA 202 1976 4 2 6/30/91
 Peru St. Col. 4 4
 Wayne St. Col. 4 4

 Northeast Community College NSEA/NEA 77 1990 2 1
 Southeast Community College Ind. 238 1979 1975 2 3 6/30/91
 (NEA 1975)

Beatrice Campus 2
 Lincoln Campus 2
 Milford Campus 2

41

University of Nebraska²⁹

Omaha AAUP 400 1979 1981 4 4 1 6/30/91
 Kearney NEA 315 1976 4 4 1 6/30/91

University of Nebraska Ind. 25 1976 4 4 1
 College of Law (Lincoln)

 Western Nebraska Community College NEA 72 1976 2 2 8/31/91

Scottsbluff Campus 2
 Sidney Campus 2

 Institution Bargaining Agent+ Unit Size Cur. Agent Elected Initial Contract++ 2/4 Yr. College No. of Campuses# Contract Expiration

NEW JERSEY (cont.)

Essex County College NJEA/NEA 148 1968 1970 2 2 8/31/91
 Newark Campus
 West Caldwell Campus 2 2

Gloucester County College AFT (NEA 1968) 75 ft 1972 1969 2 2 6/30/92

Hudson County Community College NJEA/NEA 45 1989 1989 2 1 6/30/91

4
 Mercer County Community College NJEA/NEA 121 ft 1970 1971 2 1³² 6/30/90

Middlesex County College AFT 205 1968 1968 2 1 6/30/91

Monmouth College AAUP (NEA 1971) 152 ft 1978 1971 4 1 6/30/91

New Jersey Institute of Technology PSA/AAUP (Ind. 1970) 350 1988 1971 4 1 6/30/92

New Jersey State College System AFT (NEA 1969) 3,024 1972 1970 4 9 6/30/92

- Glassboro St. Col. 4
- Jersey City St. Col. 4
- Kean Col. of New Jersey 4
- Montclair St. Col. 4
- Ramapo Col. of New Jersey 4
- Stockton St. Col. 4
- Thomas A. Edison St. Col. 4

 Institution Bargaining Agent++ Unit Size Cur. Agent Elected Initial Contract++ 2/4 Yr. No. of Contract

New Jersey State College System (Cont.)

Trenton St. Col.
 William Paterson Col. of NJ

o Part-time Faculty

Ocean County College

Passaic County Community College

44
 44
 Raritan Valley Community College

Rider College

Rutgers State University of New Jersey

Camden Campus
 New Brunswick Campus
 Newark Campus

o Adjunct Faculty

Salem Community College

Union County College

Elizabeth Campus
 Main Campus-Cranford

Institution	Bargaining Agent++	Unit Size	Cur. Agent Elected	Initial Contract++	2/4 Yr. College	No. of Campuses #	Contract Expiration
Trenton St. Col.					4		
William Paterson Col. of NJ					4		
o Part-time Faculty	AFT	102	1987		4	9	
Ocean County College	NJEA/NEA	110 ft	1968	1968	2	1	8/25/93
Passaic County Community College	NJEA/NEA	60 ft	1972	1972	2	1	8/20/90
Raritan Valley Community College	AFT (NEA)	92	1973		2	1	6/30/93
Rider College	AAUP	310 f/pt	1973	1974	4	1	8/31/91
Rutgers State University of New Jersey	AAUP	2,552 1,599 (TA/GA)	1970	1971	4	3	6/30/92
Camden Campus New Brunswick Campus Newark Campus					4 4 4		
o Adjunct Faculty	AAUP	450	1988		4	3	
Salem Community College	NJEA/NEA	30	1975	1976	2	1	6/30/91
Union County College	AAUP	180 ft	1974	1975	2	4	8/31/93
Elizabeth Campus Main Campus-Cranford					2 2		

 Institution Bargaining Agent+ Unit Size Cur. Agent Elected Initial Contract++ 2/4 Yr. No. of Contract

 College Colleges# Expiration

Union County College (Cont.)

Plainfield Campus
 Scotch Plains Campus

University of Medicine and Dentistry of New Jersey AAUP 1,082 ft 1972 1973 4 5 6/30/92
 229 pt

Grad. School of Biomedical Sciences
 New Jersey Dental School
 New Jersey Medical School
 School of Osteopathic Medicine
 Robert Wood Johnson Medical School³⁵

o School of Health Related Professions NJEA/NEA 41 ft 1984 1984 4 3 6/30/92
 6 pt

NEW YORK

Adelphi University AAUP 296 ft 1972 1973 4 1³⁶ 8/31/90
 450 pt

Adirondack Community College NEA (ACCF³⁷ 1970, AFT 1978) 90 1985 1970 2 1 8/31/92

Bard College AAUP 92 1972 1973 4 1 6/30/91

 Institution Bargaining Agent+ Unit Size Cur. Agent Elected Contract++ 2/4 Yr. College No. of Campuses# Contract Expiration

NEW YORK (Cont.)

Broome Community College NYEA/NEA 217 ft 1979 1969 2 1 8/31/93
 150 pt

Cayuga County Community College NYEA/NEA 75 ft 1978 1970 2 1 8/31/92
 (NEA 1970, ACCF 1972)

City University of New York PSC/AFT/ 9,985 ft 1969 1969 2/4 19 8/31/90
 AAUP³⁸ 6,202 pt

- 4
 6
 Baruch College 4
 Bor. of Manhattan Comm. Col. 2
 Bronx Comm. Col. 2
 Brooklyn College 4
 City College 4
 College of Staten Island 4
 St. George's Campus
 Sunnyside Campus
 Grad. School & Univ. Center 4
 Hostos Comm. Col. 2
 Hunter College 4
 John Jay Col. of Criminal Justice 4
 Kingsborough Comm. Col. 2
 Laguardia Comm. Col. 2
 Lehman College 4
 Medgar Evers College 2
 New York City Tech. Col. 4
 Queens College 4
 Queensborough Comm. Col. 2

Institution	Bargaining Agent+	Unit Size	Cur. Agent Elected	Initial Contract++	2/4 Yr. College	No. of Campuses#	Contract Expiration
City University of New York (Cont.)							
York College		4					
o Research Foundation	PSC/AFT/AAUP	59	1969	1974		1	9/30/91
Clinton Community College	NYEA/NEA (ACCF 1972)	55 ft	1978	1973	2	1	8/31/91
College of Insurance	AAUP	19	1985	1987	4	1	8/31/90
Columbia-Greene Community College	NYEA/NEA (NYSUT/AFT 1971)	47 ft	1979	1971	2	1	8/31/93
Community College of the Finger Lakes	NYEA/NEA (ACCF 1974)	164 ft	1978	1975	2	1	8/31/91
Cooper Union	NYSUT/AFT	61	1975	1978	4	1	8/31/92
Cornell University ILR							
o Adjunct Faculty	NYSUT	200	1981	1981	4	3	8/31/92
Long Island Campus					4		
New York City Campus					4		
Westchester/Rockland Campus					4		
Culinary Institute of America	Ind.	95	1979	1979	2	1	5/31/92

 Institution Bargaining Agent+ Unit Size Cur. Agent Elected Initial Contract++ 2/4 Yr. College Campuses# No. of Contract Expiration

NEW YORK (Cont.)

Dowling College NYSUT/AFT 82 1978 1979 4 1 8/31/91

Dutchess Community College NEA (NYSUT/AFT 1968) 200 1987 1969 2 1 8/31/91

o Adjunct Faculty NEA (NYSUT/AFT 1985) 270 1987 1987 2 1 8/31/90

D'Youville College AAUP 67 ft 1976 1977 4 1 8/31/89

Erie Community College NEA/NYEA (NEA 1971, ACCF 1972) 471 1978 1967 2 3 8/31/90

City Campus 2
 North Campus 2
 South Campus 2

Fashion Institute of NYSUT/AFT³⁹ 570 ft 202 pt

o Adjunct Faculty NYSUT/AFT 626 8/31/90

Forham University Law School Ind. 26 1971 4 1

Fulton-Montgomery Community College NYEA/NEA (NEA 1969, ACCF 1972) 78 ft 1978 1969 2 1 8/31/93

 Institution Bargaining Agent+ Unit Size Curr. Agent Elected Contract++ 2/4 Yr. College Campuses# No. of Contract Expiration

NEW YORK (Cont.)

Genesee Community College NYEA/NEA 123 ft 1978 1970 2 1 8/31/93
 (NEA 1970, ACCF 1972)

Herkimer County Community College NYSUT 92 1983 1977 2 1 8/31/91
 (Ind. 1975)

Hofstra University AAUP 400 ft 1973 1974 4 1 8/31/91
 300 pt

Hudson Valley Community College Ind. 250 ft 1983 1969 2 1⁴⁰ 8/31/92
 (NYEA/NEA 1969, ACCF 1972)

49

o Opportunity Center NYSUT 26 ft 1976 1976 2 1 8/31/92
 Jamestown Community College Ind. 125 1970 1970 2 2 8/31/92

Cattaraugus County Campus Jamestown Campus 2 2

Jefferson Community College NYEA/NEA 75 ft 1975 1969 2 1 8/31/91

Long Island University- Brooklyn Center AFT/NYSUT 200 1976 1972 4 1 8/31/91
 (AFT 1970)

o College of Pharmacy AAUP 30 1978 1979 4 1 10/31/91

Long Island University- C.W. Post Center AFT 350 1976 1975 4 1 8/31/91
 (NYSUT 1973)

 Institution Bargaining Agent++ Unit Size Cur. Agent Elected Contract++ Initial Contract 2/4 Yr. No. of Contract

Long Island University-
 C.W. Post Center (Cont.)

o Adjunct Faculty CWA (NYEA/NEA 1978) 320 1987 1979 4 1 10/31/93

Long Island University-
 Southampton Center AFT (NYSUT 1973) 64 1976 1975 4 1 8/31/91

Marymount College AAUP 65 1976 1977 4 1 8/31/88

5 Mohawk Valley Community College NYSUT/AFT 210 Ft 1972 1972 2 2 8/31/92

Rome Campus Utica Campus 2 2

Monroe Community College NYSUT/AFT 442 Ft 264 pt 1969 1969 2 1 8/31/93

Nassau Community College NYSUT/AFT (Ind., NCCFT) 690 1969 1969 2 1 8/31/91

o Adjunct Faculty NYSUT/AFT (AFA) 1,644 1974 1974 2 1 9/30/91

New York Institute of Technology AAUP 311 1970 1971 4 3 8/31/92

Central Islip Campus 4

Institution	Bargaining Agent+	Unit Size	Cur. Agent Elected	Initial Contract++	2/4 Yr. College	No. of Campuses#	Contract Expiration
-------------	-------------------	-----------	--------------------	--------------------	-----------------	------------------	---------------------

Pratt Institute (Cont.)

Brooklyn
Pratt Manhattan Center

Rockland Community College	NYSUT/AFT	160	1969	1967	2	1	8/31/91
----------------------------	-----------	-----	------	------	---	---	---------

St. John's University	AAUP/Ind.	615 ft 305 pt	1970	1970	2/4	2	6/30/91
-----------------------	-----------	------------------	------	------	-----	---	---------

Queens
Staten Island

Schenectady County Community College	NYEA/NEA (NEA 1970, ACCF 1972)	76	1978	1971	2	1	8/31/91
--------------------------------------	--------------------------------------	----	------	------	---	---	---------

52

State University of New York	UUP ² / AFT	16,200	1978	1971	2/4	30	6/30/91
------------------------------	---------------------------	--------	------	------	-----	----	---------

(NYSUT 1971,
UUP/AFT
1976)

College of Technology

Alfred
Canton
Cobleskill
Delhi
Farmingdale
Morrisville
Col. of Environmental Sci.
and Forestry at Syracuse
Inst. of Technology at
Utica/Rome
Empire State College

2
2
2
2
2
2
4
4
4

Institution	Bargaining Agent+	Unit Size	Cur. Agent Elected	Initial Contract++	2/4 Yr. College	No. of Campuses#	Contract Expiration
-------------	-------------------	-----------	--------------------	--------------------	-----------------	------------------	---------------------

State University of New York (Cont.)

Maritime Col. at Fort Schuyler 4
 State University Colleges

Brookport 4
 Buffalo 4
 Cortland 4
 Fredonia 4
 Geneseo 4
 New Paltz 4
 Old Westbury 4
 Oneonta 4
 Oswego 4
 Plattsburgh 4
 Potsdam 4
 Purchase 4

State University of New York

Albany 4
 Binghamton 4
 Buffalo 4
 Stony Brook 4
 Medical Centers 4
 Brooklyn Health Sci. Center 4
 Col. of Optometry at New York City 4
 Stony Brook Health Science Center 4
 Syracuse Health Sci. Center 4

Suffolk County Community College NYSUT/AFT 369 ft 700 pt 1970 1970 2 3 8/31/91

Eastern Campus (Riverhead) 2

 Institution Bargaining Agent++ Unit Size Cur. Agent Elected Contract++ 2/4 Yr. College No. of Campuses# Contract Expiration

Suffolk County Community College (Cont.)

Selden Campus
 Western Campus (Brentwood)

Sullivan County Community College NEA (ACCF 1974) 120 1978 1976 2 1 8/31/90

Taylor Business Institute AFT 20 1969 1970 2 1 6/30/91

Tompkins-Cortland Community College NYEA 91 1982 1983 2 1 8/31/92

5 Trocaille College Ind. 34 Ft 1974 1981 2 1 8/15/92
 4 46 pt

Ulster County Community College Ind. 75 1989 1970 2 1 8/31/90

U.S. Merchant Marine Academy AFGE 75 1978 1968 4 1 1974

Utica College of Syracuse AAUP 107 Ft 1976 1977 4 1 6/30/93
 University

Westchester Community College NYSUT/AFT 210 1969 1969 2 1 8/31/91

OHIO

Central State University AAUP 125 1985 1985 4 1 8/31/91

 Institution Bargaining Agent+ Unit Size Cur. Agent Elected Initial Contract++ 2/4 Yr. No. of Contract
 Expiration

OHIO (Cont.)

Cincinnati Technical College	AAUP	131	1989	1990	2	1	8/31/93
Cuyahoga Community College District	AAUP	372 ft	1977	1978	2	3	9/1/92
Eastern Campus					2		
Metropolitan Campus					2		
Western Campus					2		

Dyke College	AFT	18 ft	1975	1976	4	1	8/31/91
--------------	-----	-------	------	------	---	---	---------

Edison State College	NEA	43	1985	1986	2	1	8/31/92
----------------------	-----	----	------	------	---	---	---------

Hocking Technical College	OEA/NEA	55	1986	1988	2	1	12/31/90
---------------------------	---------	----	------	------	---	---	----------

Jefferson Technical College	OEA/NEA	46	1985	1986	2	1	12/31/91
-----------------------------	---------	----	------	------	---	---	----------

Kent State University	AAUP ⁴⁵ (AAUP/NEA 1975)	877 ft	1977	1978	2/4	8	9/16/92
-----------------------	--	--------	------	------	-----	---	---------

- Ashtabula Regional Campus
- East Liverpool Regional Campus
- Geauga Regional Campus
- Main Campus
- Salem Regional Campus
- Stark County Regional Campus
- Trumbull Regional Campus
- Tuscarawas Regional Campus

Lakeland Community College	NEA	114 ft	1978	1978	2	1	8/31/92
----------------------------	-----	--------	------	------	---	---	---------

 Institution Bargaining Agent+ Unit Size Cur. Agent Elected Initial Contract++ 2/4 Yr. No. of Contract

 Expiration

OHIO (Cont.)

Northwest Technical College NEA 35 1975 1973 2 1 8/31/91

Owens Technical College AFT (Ind.) 90 1989 2 1

Shawnee State University NEA 105 1975 1976 4 1 8/31/93

Southern State Community College NEA 40 1985 1986 2 3 8/31/92

Central Campus 2
 North Campus 2
 South Campus 2

5 Terra Technical College NEA/OEA 52 1985 1986 2 1 8/15/91

University of Cincinnati AAUP 1,905 1975 1976 2/4 3 8/31/92

Clermont General & Tech. Col. 2
 Raymond Walters Col. 2
 University Col. 4

University of Rio Grande Ind. 85 1976 1985 2/4 1 Salaries Only-6/90
 Tenure-6/30/88

Wilberforce University AAUP 49 ft 1979 1979 4 1 5/31/93

Youngstown State University NEA 443 ft 1972 1973 4 1 9/25/91

 Institution Bargaining Agent+ Unit Size Cur. Agent Elected Initial Contract++ 2/4 Yr. No. of Contract
 Expiration

OREGON

Blue Mountain Community College NEA/OEA 71 ft 1975 1976 1976 2 1 6/30/90

Central Oregon Community College Ind.⁴⁴ 72 ft 1985 1977 2 1 6/30/92
 (Ind. 1975, 20 pt
 NEA 1979)

Chemeketa Community College NEA/OEA 225 1974 1974 2 1 6/30/91
 o Adjunct Faculty NEA/OEA 320 pt 1984 1984 2 1 6/30/91

Clackamas Community College NEA/OEA 148 ft 1975 1973 2 1 6/30/92
 Clatsop Community College NEA 36 ft 1975 1975 2 1 6/30/91

Lane Community College NEA 273 ft 1974 1974 2 1 6/30/90
 Linn-Benton Community College Ind. 138 ft 1974 1974 2 1 6/30/91
 16 pt

Mount Hood Community College Ind. 156 ft 1975 1976 2 1 8/31/91
 o Part-time Faculty NEA/OEA 400 1982 1984 2 1 6/30/91

Portland Community College OFT/AFT 377 1974 1975 2 3⁴⁵ 8/31/92
 Cascade Campus
 Rock Creek Campus
 Sylvania Campus

o Part-time Faculty OFT/AFT 984 1984 1986 2 3 9/14/91

Institution	Bargaining Agent+	Unit Size	Cur. Agent Elected	Initial Contract++	2/4 Yr. College	No. of Campuses#	Contract Expiration
-------------	-------------------	-----------	--------------------	--------------------	-----------------	------------------	---------------------

OREGON (Cont.)

Portland State University	AAUP	600	1978	1979	4	1	6/30/91
o Part-time Faculty	AFT	275	1978	1979	4	1	6/30/91
Rogue Community College	NEA/OEA	64 ft	1975	1975	2	1	6/30/95
Southern Oregon State College	Ind.	198 ft	1973	1975	4	1	6/30/91
Southwestern Oregon Community College	AFT	65 f/pt	1974	1974	2	1	6/30/91
Treasure Valley Community College	NEA/OEA	55	1980	1980	2	1	6/30/92
Western Oregon State College	AFT	180 f/pt	1977	1977	4	1	6/30/91
Western States Chiropractic College	Ind./AFT	20 ft 15 pt	1978	1979	4	1	6/30/90

PENNSYLVANIA

Bucks County Community College	AFT	181	1971	1972	2	1	8/14/92
Community College of Allegheny County	AFT	362	1971	1972	2	4	8/22/92
Allegheny Campus					2		

Institution	Bargaining Agent+	Unit Size	Cur. Agent Elected	Initial Contract++	2/4 Yr. College	No. of Campuses#	Contract Expiration
Community College of Allegheny County							
Boyce Campus					2		
North Campus (Pittsburgh)					2		
South Campus (West Mifflin)					2		
Community College of Beaver County	NEA (AFT 1970)	54 ft	1973	1972	2	1	8/31/92
Community College of Philadelphia	AFT	358 ft	1970	1970	2	1 ⁴⁶	8/31/90
o Adjunct Faculty	AFT	564 pt	1978	1983	2	1	8/31/90
Delaware County Community College	PSEA/NEA	100 ft	1974	1975	2	1	8/31/93
Lackawanna Junior College	NEA	22 ft	1979	1980	2	1	12/31/89
Lehigh County Community College	NEA	70 ft	1970	1972	2	1	8/31/91
Lincoln University	AAUP	80 ft	1972	1973	4	1	8/31/91
Luzerne County Community College	NEA	109	1971	1971	2	1	8/31/90
Montgomery County Community College	AFT (AAUP 1979)	150 ft	1982	1980	2	1	8/31/94
Moore College of Art and Design	AFT	30 ft 20 pt	1971	1971	4	1	8/31/88

 Institution Bargaining Agent+ Unit Size Cur. Agent Elected Initial Contract++ 2/4 Yr. College No. of Campuses# Contract Expiration

PENNSYLVANIA (Cont.)

Northampton Community College AFT 101 1976 1977 2 1 6/30/92

Pennsylvania College of Technology⁴⁷ NEA 207 1971 1972 2 2 8/31/91

Main Campus - Williamsport
 North Campus - Wellsboro

2
 2

Pennsylvania State System of Higher Education APSCUF/AFT⁴⁸ 5,190 f/pt 1971 1971 4 14 6/30/93

(NEA 1971,
 Ind. 1977,
 APSCUF/AFT
 AAUP, 1979

Bloomsburg Univ. of Penn. 4
 California Univ. of Penn. 4
 Cheyney Univ. of Penn. 4
 Clarion Univ. of Penn. 4
 East Stroudsburg Univ. of Penn. 4
 Edinboro Univ. of Penn. 4
 Indiana Univ. of Penn. 4
 Kutztown Univ. of Penn. 4
 Lock Haven Univ. of Penn. 4
 Mansfield Univ. of Penn. 4
 Millersville Univ. of Penn. 4
 Shippensburg Univ. of Penn. 4
 Slippery Rock Univ. of Penn. 4
 West Chester Univ. of Penn. 4

 Institution Bargaining Agent+ Unit Size Cur. Agent Elected Initial Contract++ 2/4 Yr. No. of Contract

 Agent+ Size Elected Contract++ College Campuses# Expiration

PENNSYLVANIA (Cont.)

Reading Area Community College AFT 37 1974 1975 2 1 6/30/93

Robert Morris College AFT 121 ft 1974 1975 4 2 5/4/93

Pittsburgh Campus
 Coraopolis Campus

Spring Garden College AFT 50 ft 1979 1979 4 1 8/31/90

Temple University TAUP 1,164 1990 1973 4 3 6/30/90
 Ambler Campus 4
 Philadelphia Campus 4
 Tyler School of Art Campus 4

Temple University Law School Ind. 43 ft 1973 1973 4 1 6/30/91
 Salaries Only

University of Pittsburgh AAUP/AFT 922 1989 4 5
 Part-time Faculty

University of Pittsburgh Ind. 831 1976 4 1
 Medical School f/pt
 (See also "No Agent" Listing)

University of Scranton Ind. 245 ft 1974 1974 4 1 8/31/92

 Institution Bargaining Agent+ Unit Size Cur. Agent Elected Initial Contract++ 2/4 Yr. College No. of Campuses# Contract Expiration

PENNSYLVANIA (Cont.)

Westmoreland County NEA 89 ft 1972 1972 2 1 6/30/93
 Community College

RHODE ISLAND

Bryant College AFT 140 ft 1967 1967 4 1 7/31/92
 140 pt

Community College of NEA 321.5 1972 1972 2 3 6/30/92
 Rhode Island f/pt

Lincoln Campus
 Providence Campus
 Warwick Campus

Rhode Island College AFT 375 ft 1972 1972 4 1 6/30/92

Rhode Island School of NEA 100 ft 1978 1979 4 1 6/30/93
 Design

o Adjunct Faculty NEA 96 pt 1980 4 1 6/30/93

Roger Williams College NEA 119 ft 1972 1973 4 2 6/30/92
 56 pt

Bristol Campus
 Providence Branch

University of Rhode Island AAUP 695 1971 1972 4 4 6/30/92

Institution	Bargaining Agent+	Unit Size	Cur. Agent Elected	Initial Contract++	2/4 Yr. College	No. of Campuses #	Contract Expiration
University of Rhode Island (Cont.)							
C.C.E. Campus						4	
Kingston Campus						4	
Narragansett Bay Campus						4	
W. Alton Jones Campus						4	

SOUTH DAKOTA

National College of Business⁴⁹

3	South Dakota Board of Regents System	NEA	1,051	ft	1977	1979	4	6	6/30/92
---	--------------------------------------	-----	-------	----	------	------	---	---	---------

- Black Hills St. Univ.
- Dakota St. Univ.
- Northern St. Univ.
- S.D. Sch. of Mines & Tech.
- S.D. State University
- Univ. of South Dakota

VERMONT

	Vermont State Colleges	AFT	232		1973	1975	2/4	4	8/31/92
	Castleton St. Col.						4		
	Johnson St. Col.						4		
	Lyndon St. Col.						4		
	Vermont Tech. Col.						2		

Institution	Bargaining Agent+	Unit Size	Cur. Agent Elected	Initial Contract++	2/4 Yr. College	No. of Campuses#	Contract Expiration
Vermont State Colleges (Cont.)							
o Adjunct Faculty	AFT	68	1987		2/4	4	

WASHINGTON

Bellevue Community College	NEA	450 ft	1972	1972	2	1	8/31/91
Big Bend Community College	WEA/NEA (Ind./NEA 1965, AFT 1975)	44	1980	1972	2	1	6/12/90

6
A

Centralia College ⁵⁰	AFT (NEA 1968)	80 ft 124 pt	1986	1986	2	1 ⁵¹	6/30/92
---------------------------------	----------------	-----------------	------	------	---	-----------------	---------

Clark College	NEA (Ind.)	195	1974	1964	2	1	1/1/92
Columbia Basin Community College	WEA/NEA	37 f/pt	1972	1973	2	1	6/30/91

Edmonds Community College	AFT (Ind. 1969)	115 ft 300 pt	1975	1976	2	1 ⁵²	6/30/91
Everett Community College	AFT (Ind. 1969)	110 ft 121 pt	1975	1976	2	1	6/30/90

Green River Community College	AFT/NEA	103 ft 120 pt	1972	1973	2	1	5/15/90
-------------------------------	---------	------------------	------	------	---	---	---------

Highline Community College	NEA	130 ft 250 pt	1965	1969	2	1	8/31/91 ⁵⁴
----------------------------	-----	------------------	------	------	---	---	-----------------------

 Institution Bargaining Agent++ Unit Size Cur. Agent Elected Initial Contract++ 2/4 Yr. No. of Contract

 Agent++ Size Elected Contract++ College Campuses# Expiration

WASHINGTON (Cont.)

Lower Columbia College ICCFA 82 1981 1972 2 1 6/30/90
 (NEA 1967)

Olympic College NEA 99 ft 1964 2 1 6/30/91
 250 pt

Peninsula College NEA/WEA 43 ft 1967 1980 2 1 6/30/92
 65 pt

Pierce College⁵⁵ Ind. 96 ft 1989 1969 2 2 4/12/92
 (SEIU 1981; 300 pt
 NEA 1969)

5 Fort Steilacoom Campus
 5 Puyallup Campus

Seattle Community College AFT 330 1968 1968 2 3 8/31/91
 District VI

Central Campus 2
 North Campus 2
 South Campus 2

Shoreline Community College AFT 302 1974 1975 2 1 6/30/93
 (NEA 1970) f/pt

Skagit Valley College NEA 88 ft 1965 1969 2 2 6/30/91
 200 pt

Mount Vernon Campus 2
 Whidbey Campus 2

Institution	Bargaining Agent+	Unit Size	Cur. Agent Elected	Initial Contract++	2/4 Yr. College	No. of Campuses#	Contract Expiration
WASHINGTON (Cont.)							
South Puget Sound Community College	AFT (NEA 1968)	64 ft 139 pt	1986	1989	2	1	6/30/92
Tacoma Community College	AFT	87 ft 205 pt	1972	1973	2	1	6/19/90
Walla Walla Community College	NEA	90	1968	1970	2	3	6/30/89
Clarkston Center Main Campus WA St. Penitentiary Campus					2	2	
Washington State Community College District XVII	NEA	350 ft 650 pt	1970	1977	2	2	8/31/91
Spokane Comm. Col. Spokane Falls Comm. Col.					2	2	
Wenatchee Valley College Main Campus North Campus	NEA	63 ft 120 pt	1965	1975	2	2	6/30/92
Whatcom Community College	AFT	125 f/pt	1975	1976	2	1	8/31/91
Yakima Valley Community College	AFT (NEA 1971, AFT 1973)	375 f/pt	1978	1973	2	1	6/30/92

 Institution Bargaining Agent+ Unit Size Cur. Agent Elected Contract++ 2/4 Yr. College Campuses# No. of Contract Expiration

WISCONSIN

Blackhawk Technical College AFT/WFT 89 1972 1974 2 1 6/30/92

Chippewa Valley Technical College⁵⁴ WEA/NEA 188 1985 1969 2 3 6/30/91

Chippewa Falls Campus
 Menomonie Campus
 River Falls Campus 2
 2
 2

Fox Valley Technical College NEA 200 1968 1969 2 2 6/30/92

Fox Valley Tech. Inst.-
 Appleton 2
 Fox Valley Tech. Inst.-
 Oshkosh 2

Gateway Technical College WEA/NEA 250 1982 1973 2 4 6/30/91
 (AFT 1972)

Gateway Aviation Cntr.-Kenosha 2
 Gateway Tech.-Elkhorn 2
 Gateway Tech.-Kenosha 2
 Gateway Tech.-Racine 2

Lakeshore Technical College NEA/LEA 92 ft 1968 1968 2 1 6/30/91

Madison Area Vocational & Technical AFT 375 1969 1969 2 7 6/30/91

Institution	Bargaining Agent+	Unit Size	Cur. Agent Elected	Initial Contract++	2/4 Yr. College	No. of Campuses#	Contract Expiration
-------------	-------------------	-----------	--------------------	--------------------	-----------------	------------------	---------------------

Madison Area Vocational & Technical (Cont.)

Mad. Area Tech. Col.-Commercial Ave.
 Mad. Area Tech. Col.-Downtown
 Mad. Area Tech. Col.-Ft. Atkinson
 Mad. Area Tech. Col.-Madison (Truax)
 Mad. Area Tech. Col.-Portage
 Mad. Area Tech. Col.-Reedsburg
 Mad. Area Tech. Col.-Watertown

Mid-State Technical College	NEA	87	1970	1970	2	3	8/23/89
-----------------------------	-----	----	------	------	---	---	---------

Marshfield
 Stevens Point
 Wisconsin Rapids

Milwaukee Area Technical College	AFT	600	1963	1967	2	4	6/30/92
----------------------------------	-----	-----	------	------	---	---	---------

Milwaukee Campus
 North Campus
 South Campus
 West Campus

Moraine Park Technical College	AFT	138	1969	1969	2	3	6/30/91
--------------------------------	-----	-----	------	------	---	---	---------

Beaver Dam Campus
 Fond du Lac Campus
 West Bend Campus

North Central Technical College	NEA	138	1969	1969	2	2	6/30/91
---------------------------------	-----	-----	------	------	---	---	---------

 Institution Bargaining Agent+ Unit Size Cur. Agent Elected Initial Contract++ 2/4 Yr. College No. of Campuses# Contract Expiration

North Central Technical College (Cont.)

Main Campus-Wausau
 Satellite-Antigo

Northeast Wisconsin Technical College NEA (AFT 1967) 195 1972 1972 1972 2 2 3 8/24/91

Green Bay Campus
 Marinette Campus
 Sturgeon Bay Campus

Northland College Ind. 42 ft 1975 1979 4 1 6/30/90

Southwest Wisconsin Technical College AFT 90 f/pt 1972 1978 2 1 6/30/93

Waukesha County Technical College NEA 156 ft 94 pt 1967 1967 2 3 7/31/91

Menomonee Falls Campus
 Pewaukee (Main Campus)
 Waukesha Campus

Western Wisconsin Technical College AFT (Ind. 1976) 170 1976 1977 2 1 6/30/89

Wisconsin Indianhead VTAE District AFT 142 1972 1972 2 4 6/30/91

Ashland Campus
 New Richmond Campus

2
 2

Institution	Bargaining Agent+	Unit Size	Cur. Agent Elected	Initial Contract++	2/4 Yr. College	No. of Campuses#	Contract Expiration
Wisconsin Indianhead VTAE District (Cont.)							
Rice Lake Campus Superior Campus							2 2

<u>GUAM</u>							
University of Guam	GFL/AFT	90	1985	1976	4	1	1991

FOOTNOTES

*As long as a certificate of recognition is in effect, the institution is designated as having a bargaining agent, even if no collective bargaining has ever taken place. No distinction is made between agents certified as a result of elections and those voluntarily recognized.

**Three dashes (---) in this column indicate that according to available information, no contract has been signed.

*For purposes of this study, the National Center for Education Statistics' (NCES) definition of a branch campus, along with institutional self-reporting, was used. NCES defines branch campuses as those possessing the following characteristics: a permanent administration, offer programs at least two years in length, located in a community different from parent institutions so as not to be within commuting distance.

*Private institution.

**First contract between parties.

*Colleges and universities that have exercised a Yeshiva-like claim.

It indicates full-time, pt part-time.

1. Sources for this publication include communication with institutions, faculty organizations, The Chronicle of Higher Education, and the Government Employee Relations Report. Data on bargaining unit size, date of first contract and number of campuses have been obtained through institution and agent self reporting.

2. The University of Alaska, a statewide system of higher education, restructured itself from 15 separate accredited institutions (which included all the former community colleges) to four separate accredited institutions. The former community colleges, with the exception of Prince William Sound Community College, became extended colleges of one of the three new University centers.

3. Independent agent. Certification covers professional and non-professional librarians. No collective bargaining activity reported; union in inactive status.

4. Formerly Marin Community College.

5. Includes two educational centers.

6. See "No-Agent" listing.

7. Includes five off-campus locations.

8. Includes seven campus centers: Alernany, Chinatown C.C. Center, C.C. Skills Center, Downton Center, John Adams Community Center, John O'Connell C.C. Center and Mission C.C. Center.
9. Santa Clarita Community College District encompasses the college of the canyons which was cited in previous Directories.
10. Includes eight outreach centers.
11. Includes three satellite centers.
12. The only organized faculty bargaining unit in the University of California System is at Santa Cruz.
13. The Connecticut Community College System and the Connecticut State Technical Colleges were placed under the jurisdiction of a joint Board of Trustees in 1989. However, the faculty at these institutions continue to bargain in two separate units: the community college faculty remain in their original bargaining unit (CCCC) and the technical faculty continue in theirs (AFT).
14. Members of three Florida unions representing Florida State University System (UFF), several community colleges (UCCRF), and faculty at two private colleges merged their organizations into the United Faculty of Florida, Local 1847 of AFT (1979). In 1982, AFT dechartered UFF; UFF then affiliated with NEA.
15. Rejected decertification/opt out election (Sept. 1981).
16. Rejected decertification attempt (1978).
17. Chicago State, Eastern Illinois, Governors State, Northeastern Illinois, and Western Illinois Universities bargain collectively as one unit.
18. Formerly Thornton Community College.
19. East St. Louis Community College and State Community College merged into State Community College of East St. Louis.
20. The recognized bargaining agent, AAVP/NEA, defeated a decertification attempt by the AFT (1979).
21. Rejected decertification attempt (1978).
22. The Board of Regents of Higher Education is comprised of the Massachusetts Community College System and Massachusetts State Colleges; they bargain as two separate units.
23. The recognized bargaining agent, MTA/NEA, defeated a decertification attempt by the AFT (1983).
24. Rejected decertification attempt (1978).

25. University of Massachusetts-Amherst campus rejected decertification attempt (1980).

26. Independent bargaining agent (IFO) voluntarily disaffiliated from NEA in 1990 and now bargains as independent local. Mercy College affiliated with the University of Detroit. A bargaining agent election was held in 1990 for the newly formed unit of 206 faculty. In that election, NEA defeated AUP and retained bargaining rights.

28. The University of Minnesota has five campuses: Twin Cities, Morris, Duluth, (four-year institutions); Crookston, Waseca (two-year institutions). Duluth and Waseca are the only unionized campuses and bargain together as one unit.

29. Kearney State College, formerly part of the Nebraska State College System, is now part of the University of Nebraska. For collective bargaining purposes, the faculty unit at Kearney remained intact.

30. Rejected decertification attempt (January 1979).

31. Includes one campus center.

32. Includes the Kerney Campus Center.

33. Formerly Somerset County College.

34. Union College and Union County Technical Institute merged into Union County College. AUP, the bargaining agent at Union College, defeated NEA, the bargaining agent at Union Technical Institute, and won agent status at the newly formed institution. (AUP-109, NEA-67).

35. Formerly Rutgers Medical School.

36. Includes five extension centers.

37. Associated Community College Faculties ceases to exist as independent union (8/31/78). Individual locals vote to affiliate with either NYSUT/AFT or NYEA/NEA.

38. AUP affiliated with PSC/AFT (February 1981).

39. Initial faculty agent elected in 1967. Separate staff and adjunct bargaining agents elected in 1971. Three units subsequently combined into one in 1972.

40. Includes the Capital District Educational Campus Center.

41. Adjunct faculty, which previously had been designated as a separate bargaining unit, included with full-time faculty unit (1985).

42. United University Professors defeated challenge to agent status by NYFA (December 1978). The unit includes faculty and non-teaching professionals.

43. Faculty at Kent State University voted to sever ties with NEA, while retaining affiliation with AAUP (1979).

44. Unit voted to disaffiliate with NEA (1985).

45. Includes Ross Island, Southeast and Stadium Campus Centers.

46. Includes thirty-seven sites.

47. Formerly Williamsport Area Community College.

48. APSCUF is the bargaining agent regardless of with whom they are affiliated.

49. Centralia College and South Puget Sound Community College, which had bargained separately were merged into District XII. In 1988, new legislation was passed separating the district.


50. Includes Garrett Heyns Educational Center.

51. Edmonds C.C. provides educational services for the State Department of Corrections. The unit does not differentiate among teaching assignments.

52. Formerly Fort Steilacoom Community College.

53. Formerly comprised of two entities -- District I Technical Institute, and Area Vocational Technical & Adult Education District I.

**ADJUNCT FACULTY CONTRACTS AND BARGAINING
AGENTS IN PUBLIC AND PRIVATE INSTITUTIONS
IN THE UNITED STATES**



**ADJUNCT FACULTY CONTRACTS AND BARGAINING AGENTS IN
PUBLIC AND PRIVATE INSTITUTIONS IN THE UNITED STATES**

Institution	Bargaining Agent	Unit Size	Cur. Agent Elected	Initial Contract	2/4 Yr. College	No. of Campuses	Contract Expiration
-------------	------------------	-----------	--------------------	------------------	-----------------	-----------------	---------------------

CALIFORNIA

Coast Community College	CTA/NEA	1,168	1979	1980	2	3	9/1/90
Coastline Comm. Col.					2		
Golden West Comm. Col.					2		
Orange Coast Comm. Col.					2		

Rancho Santiago Community College District	CTA/NEA	40 ft 1,300 pt	1977		2	1	6/30/91
--	---------	-------------------	------	--	---	---	---------

77

University of San Francisco	AFT	251	1981	1985	4	1	12/30/94
Santa Rosa Junior College	AFT	237	1989		2	1	

DISTRICT OF COLUMBIA

American University	ELIFA	18	1982	1982	4	1	12/31/89
---------------------	-------	----	------	------	---	---	----------

ILLINOIS

Oakton Community College	NEA	75	1985	1987	2	1	8/10/90
--------------------------	-----	----	------	------	---	---	---------

 Institution Bargaining Agent Unit Size Cur. Agent Elected Initial Contract 2/4 Yr. College Campuses No. of Contract Expiration

MAINE

University of Maine System PATFA/AFT 302 1986 1988 4 7 8/31/92
 Univ. of Maine
 Univ. of Maine-Augusta 4
 Univ. of Maine-Farmington 4
 Univ. of Maine-Fort Kent 4
 Univ. of Maine-Machias 4
 Univ. of Maine-Presque Isle 4
 Univ. of Southern Maine 4

MASSACHUSETTS

Berklee College of Music AFT 54 1985 1986 4 1 6/1/92
 Massachusetts Community College System¹ NEA/MTA/MCCC 1,800 1987 --- 2 17
 Berkshire Comm. Col. 2
 Blue Hills Comm. Col. 2
 Bristol Comm. Col. 2
 Bunker Hill Comm. Col. 2
 Cape Cod Comm. Col. 2
 Greenfield Comm. Col. 2
 Holyoke Comm. Col. 2
 Massachusetts Bay Comm. Col. 2
 Massasoit Comm. Col. 2
 Middlesex Comm. Col. 2
 Mt. Wachusett Comm. Col. 2
 North Shore Comm. Col. 2

 Institution Bargaining Agent Unit Size Cur. Agent Elected Initial Contract 2/4 Yr. College No. of Campuses Contract Expiration

 Massachusetts Community College System (cont.)

Northern Essex Comm. Col. 2
 Quincy Junior Col. 2
 Quinsigmond Comm. Col. 2
 Roxbury Comm. Col. 2
 Springfield Tech. Comm. Col. 2

Massachusetts State Colleges¹ NEA/MTA 1,050 pt 1987 --- 4 9 6/30/93

Bridgewater St. Col. 4
 Fitchburg St. Col. 4
 Framingham St. Col. 4
 Mass. Col. of Art 4
 Mass. Maritime of Academy 4
 North Adams St. Col. 4
 Salem St. Col. 4
 Westfield St. Col. 4
 Worcester St. Col. 4

Southeastern Massachusetts University APT 40 1985 1986 4 1 6/30/93

MICHIGAN

Northern Michigan University² NEA 24 1980 1980 2 1 8/25/92

 Institution Bargaining Agent Unit Size Cur. Agent Elected Initial Contract 2/4 Yr. College No. of Campuses Contract Expiration

NEW JERSEY

New Jersey State College System AFPT 102 1987 --- 4 9
 Glassboro St. Col. 4
 Jersey City St. Col. 4
 Kean Col. of New Jersey 4
 Montclair St. Col. 4
 Ramapo Col. of New Jersey 4
 Stockton St. Col. 4
 Thomas A. Edison St. Col. 4
 Trenton St. Col. 4
 Wm. Paterson Col. of New Jersey 4

Rutgers State University of New Jersey AAUP 450 1988 --- 4 3 Negotiating Contract
 Camden Campus 4
 New Brunswick Campus 4
 Newark Campus 4

NEW YORK

Cornell University, ILR NYSUT 200 1981 1981 4 3 8/31/92
 Long Island Campus 4
 New York City Campus 4
 Westchester/Rockland Campus 4

 Institution Bargaining Agent Unit Size Curr. Agent Elected Initial Contract 2/4 Yr. College No. of Campuses Contract Expiration

PENNSYLVANIA

Community College of Philadelphia AFT 564 1978 1983 2 1 8/31/90

RHODE ISLAND

Rhode Island School of Design NEA 93 1980 4 1 6/30/93

VERMONT


28

Vermont State Colleges AFT 68 1987 --- 2/4 4
 Castleton St. Col. 4
 Johnson St. Col. 4
 Lyndon St. Col. 4
 Vermont Tech. Col. 2

FOOTNOTES

1. Continuing Education Faculty
2. Skills Center Instructors

**GRADUATE AND TEACHING ASSISTANT CONTRACTS AND
BARGAINING AGENTS IN PUBLIC AND PRIVATE
INSTITUTIONS IN THE UNITED STATES**



 Institution Bargaining Agent Unit Size Cur. Agent Elected Initial Contract 2/4 Yr. College No. of Campuses Contract Expiration

OREGON

University of Oregon AFT 1,000 1977 1978 4 1 6/30/91

WISCONSIN

University of Wisconsin-
 Madison TAA/AFT 2,400 1987 1988 4 1 6/30/91

**FACULTY COLLECTIVE BARGAINING
AT CANADIAN UNIVERSITIES**

FACULTY COLLECTIVE BARGAINING AT CANADIAN UNIVERSITIES*

Institution	Affiliation	Unit Size	Cur. Agent Elected	Initial Contract++	Contract Expiration
ALBERTA**					
University of Alberta	CAUT ¹	2,034	1982		Annual
University of Athabasca	CAUT	135	1982		Annual
University of Calgary	CAUT	1,352	1982		Annual
University of Lethbridge	CAUT	281	1982		Annual

8 MANITOBA

Brandon University	CAUT	195	1978	1978	3/31/91
Saint-Boniface	ACPU/MGEA	43	1983	1977	3/31/91
University of Manitoba	CAUT	1,152	1974	1975	3/31/93
University of Winnipeg	CAUT	257	1981	1982	3/31/93

NEW BRUNSWICK

Universite de Moncton	ACPU	305	1976	1977	6/30/91
Mount Allison University	CAUT	116	1982	1984	6/30/91
St. Thomas University	CAUT	84	1976	1977	6/30/92

 Institution Affiliation Unit Size Cur. Agent Elected Initial Contract++ Contract Expiration

NEW BRUNSWICK (cont.)

Saint-Louis Maillet	ACPU	49	1972	1972		8/31/91
Shippagan	ACPU	24	1978	1978		6/30/92
University of New Brunswick	CAUT	596	1979	1980		6/30/91

NEW FOUNDLAND

Memorial University	CAUT	903	1988	1988		3/31/90
---------------------	------	-----	------	------	--	---------

90

NOVA SCOTIA

Acadia University	CAUT	225	1976	1977		7/92
Dalhousie University	CAUT	718	1978	1978		6/30/93
Mount St. Vincent University	CAUT	148	1989	1989		3/31/91
Nova Scotia College of Art and Design	CAUT	60	1985	1985		6/30/92
St. Francis Xavier University	CAUT	123				

Institution	Affiliation	Unit Size	Cur. Agent Elected	Initial Contract++	Contract Expiration
NOVA SCOTIA (Cont.)					
Saint Mary's University	CAUT	200	1974	1974	8/31/91
o Professional Librarians	CAUT	7	1974	1974	8/31/91
Technical University of Nova Scotia					
	CAUT	112	1980	1980	6/30/92
Universite Sainte-Anne					
	ACPU	40	1982	1980	6/30/91
University College of Cape Breton					
	CAUT	97	1975	1976	6/30/91
ONTARIO					
Algoma University College					
	CAUT	33	1976	1980	6/30/92
Algonquin Community College					
	OPSEU ³	715	1971	1971	8/31/91
Brock University					
	CAUT	275			6/30/97
Cambrian Community College					
	OPSEU	385	1971	1971	8/31/91
Canadore Community College					
	OPSEU	220	1971	1971	8/31/91
Carleton University					
	CAUT	689	1975	1975	4/30/91
Centennial Community College					
	OPSEU	515	1971	1971	8/31/91

Institution	Affiliation	Unit Size	Cur. Agent Elected	Initial Contract++	Contract Expiration
<u>ONTARIO (cont.)</u>					
Loyalist Community College	OPSEU	190	1971	1971	8/31/91
Mohawk Community College	OPSEU	590	1971	1971	8/31/91
Niagara Community College	OPSEU	295	1971	1971	8/31/91
Northern Community College	OPSEU	165	1971	1971	8/31/91
Ontario Institute for Studies in Education	CAUT	114	1977	1977	6/30/91
Ryerson Polytechnical Institute	CAUT	590	1964	1966	7/1/89
St. Clair Community College	OPSEU	365	1971	1971	8/31/91
St. Lawrence Community College	OPSEU	405	1971	1971	8/31/91
Sault Community College	OPSEU	210	1971	1971	8/31/91
Seneca Community College	OPSEU	685	1971	1971	8/31/91
Sheridan Community College	OPSEU	510	1971	1971	8/31/91
Sir Sandford Fleming Community College	OPSEU	350	1971	1971	8/31/91
Trent University	CAUT	200	1980	1981	6/30/92

 Institution Affiliation Unit Size Cur. Agent Elected Initial Contract++ Contract Expiration

QUEBEC (Cont.)

Universite du Quebec a Hull None 105 1980 1980 2/28/89

Universite du Quebec a Montreal CSN⁴ 900 1971 1971 2/28/89

Universite du Quebec dans l'Ouest CEQ 58 1982 1982 2/28/89

Universite du Quebec a Rimouski CSN 150 1973 1973 2/28/89

Universite du Quebec a Trois-Rivieres FAPUQ 300 1971 1971 2/28/89

Universite de Sherbrooke FAPUQ 335 1974 1976 6/30/89

SASKATCHEWAN

St. Thomas More College CAUT 37 1977 1977 6/30/90

University of Regina CAUT 550 1977 1977 6/30/90

o Admin./Tech./Support CAUT 80 1978 1978 6/30/90
 o Campion College CAUT 12 1977 1977 6/30/90
 o Luther College CAUT 14 1977 1977 6/30/90

University of Saskatchewan None 980 1977 1977 6/30/90

Institution	Affiliation	Unit Size	Cur. Agent Elected	Initial Contract++	Contract Expiration
-------------	-------------	-----------	--------------------	--------------------	---------------------

TOTAL FACULTY MEMBERS

Under provisions of provincial labor legislation at Canadian universities

29,442 (excluding CSN and CEQ affiliates)

SPECIAL PLAN BARGAINING: CANADIAN UNIVERSITIES***

<u>Institution</u>	<u>Affiliation</u>	<u>Bargaining Unit Size</u>	<u>Provisions</u>
<u>BRITISH COLUMBIA</u>			
British Columbia	CAUT	1,776	Annual monetary negotiations culminating in interest arbitration (conventional) pursuant to a "Framework Agreement" for bargaining; provides as well for the negotiation of subsidiary agreements on "Conditions of Appointment".
Simon Fraser	CAUT	476	Some terms and conditions negotiable, others may not be unilaterally altered. Annual monetary negotiations culminating in interest arbitration (conventional).
<u>ONTARIO</u>			
Toronto	CAUT	1,761	Special Plan addresses many terms and conditions, either expressly or by reference to prevailing practice; annual monetary negotiations culminating in arbitration.
Guelpth	CAUT	556	Comprehensive agreement on terms and conditions of employment; annual salary and benefit negotiations culminating in mediation.
<u>PRINCE EDWARD ISLAND</u>			
Prince Edward Island	CAUT	159	Annual monetary negotiations culminating in interest arbitration (Final Offer Selection) pursuant to a framework document; other terms and conditions not part of Special Plan Bargaining arrangement.

- *Information provided by Canadian Association of University Teachers, Ottawa. Most local associations have independent bargaining agent status. CAUT does not hold certificates.
- **Statutory recognition in 1982.
- ***Faculty association and Board of Governors engage in bargaining outside the scope of labor legislation.
1. Canadian Association of University Teachers/Association Canadienne des Professeurs.
 2. Federation des Associations de Professeurs des Universites du Quebec.
 3. Centrale de l'Enseignement du Quebec.
 4. Confederation des Syndicats Nationaux.
 5. Ontario Public Service Employees Union.

FOOTNOTES

**SUMMARY OF ELECTIONS, UNITED STATES
JANUARY 1 - DECEMBER 31, 1990**

SUMMARY OF ELECTIONS - 1990
A. AGENTS ELECTED

Institution	State	Unit Size	Vote	Agent Elected	2/4 Year College
Central Ohio Technical College	OH	43	AFT 26 N-Agt 16	AFT	2
Chadron State	NE	75	NEA 46 N-Agt 2	NSEA/NEA	4
Flathead Valley Community College	MT	238	AFT 78 N-Agt 43	AFT	2
Norfolk Community College	NE	54	NEA 48 N-Agt 6	NSEA/NEA	2
Northeast Community College	NE	77	NEA 63 N-Agt 14	NSEA/NEA	2
San Diego Community College Naval Technical Training	CA	158	AFT 135 N-Agt 7	AFT	2
Terra Technical College	OH	50	AFT 41 N-Agt 0	AFT	2
University of New Hampshire	NH	603	AAUP 303 N-Agt 249	AAUP	4

B. CHANGE IN AGENT STATUS

Institution	State	Unit Size	Vote	New Agent	Former Agent	2/4 Year College
Antelope Valley Community College	CA	360	AFT 141 NEA 123 N-Agt 14	AFT	NEA	2
Minnesota State University System	MN	2,250	IFO 860 NEA 201	IFO	NEA/IFO/ MEA	4

C. CHALLENGE TO AGENT STATUS

Institution	State	Unit Size	Vote	Challenging Agent	2/4 Year College
Ferris State University	MI	517	NEA 279 AAUP 109 N-Agt 26	AAUP	4
*University of Detroit/ Mercy College	MI	206	NEA 118 AAUP 101	AAUP	4

D. AGENTS DECERTIFIED

There were no reported faculty agents decertified in 1990.

E. NO-AGENT VOTES

Institution	State	Unit Size	Vote	Agent Defeated	2/4 Year College
*St. Thomas University	FL	---	N-Agt 30 NEA 13	N-Agt	4

F. FIRST CONTRACTS SIGNED

Institution	State	Unit Size	Agent	Contract Expiration	2/4 Year College
Feather River College	CA	87	AFT	6/30/93	2
Santa Rosa Junior College	CA	1,104	Ind.		2
Cincinnati Technical College	OH	131	AAUP	8/31/93	2

STATISTICAL ANALYSIS

Note: The information contained in this section reflects the use of a new NCSQBHP data base. "Other than faculty" agents and contracts have been deleted from the Faculty Directory and are included in the Center's new Directory of Non-Faculty Bargaining Agents in Institutions of Higher Education. See Table 18 for a listing of all deleted units.

To ease the transition from the 1989 to 1990 Faculty Directory, and for comparative purposes, an adjusted data base was established. This new data base removes "other than faculty" units from the 1989 calculations and then uses the revised numbers to compute increases or decreases. See page 129 for a summary of the adjusted data base.

This Directory includes full-time and part-time faculty, administrators, chairpersons, and other professional staff bargaining units. Professionals, computer specialists, registrars and related titles. It should be noted that at some institutions, librarians and counselors have faculty status, while at others, they are considered administrators. Excluded from the Directory are academic support staff (non-professional) health care support staff and graduate and teaching assistants. We acknowledge the existence of some overlap between groups and will make efforts to refine them in future volumes.

"WHO WE COUNT"

TWO YEAR/FOUR YEAR: Those institutions that contain two- and four-year colleges within the same system, such as CUNY, are recorded as four-year institutions. However, the two-year components are tabulated as such under the campus count. For example, Queensborough Community College is shown as a unionized two-year campus but its collective bargaining agreement status is tabulated as one of the 19 campuses under one institution, CUNY.

CAMPUSES: To present another demographic perspective, we also have included a campus "count". Campuses are defined in accordance with the National Center for Education Statistics measure as having the following characteristics: a permanent administration, offer programs at least two years in length, and are located in a community different from parent institutions so as not to be within commuting distance. Using SUNY once again, the 30 campuses included the State University Colleges at Buffalo, New Paltz and Potsdam, etc., however, all are covered by a single agreement. Our own college, Baruch, is one of the 19 campuses included in CUNY and, while reflected in the campus count, is subsumed under CUNY in the institution count.

INSTITUTIONS: Institutions are identified as colleges and universities that may be autonomous entities having a single campus (University of Montana), or as multi-campus systems (California State University) which bargain collectively as one. Each institution is represented by a single agent and is counted as one agent and/or one contract. The current volume of the Directory shows over 400 agents in institutions involved in faculty collective bargaining. However, this figure embraces more than 1,000 campuses. In the example of SUNY, although there are 30 campuses, for the purposes of the Directory this is tabulated as one institution, one agent and 30 campuses.

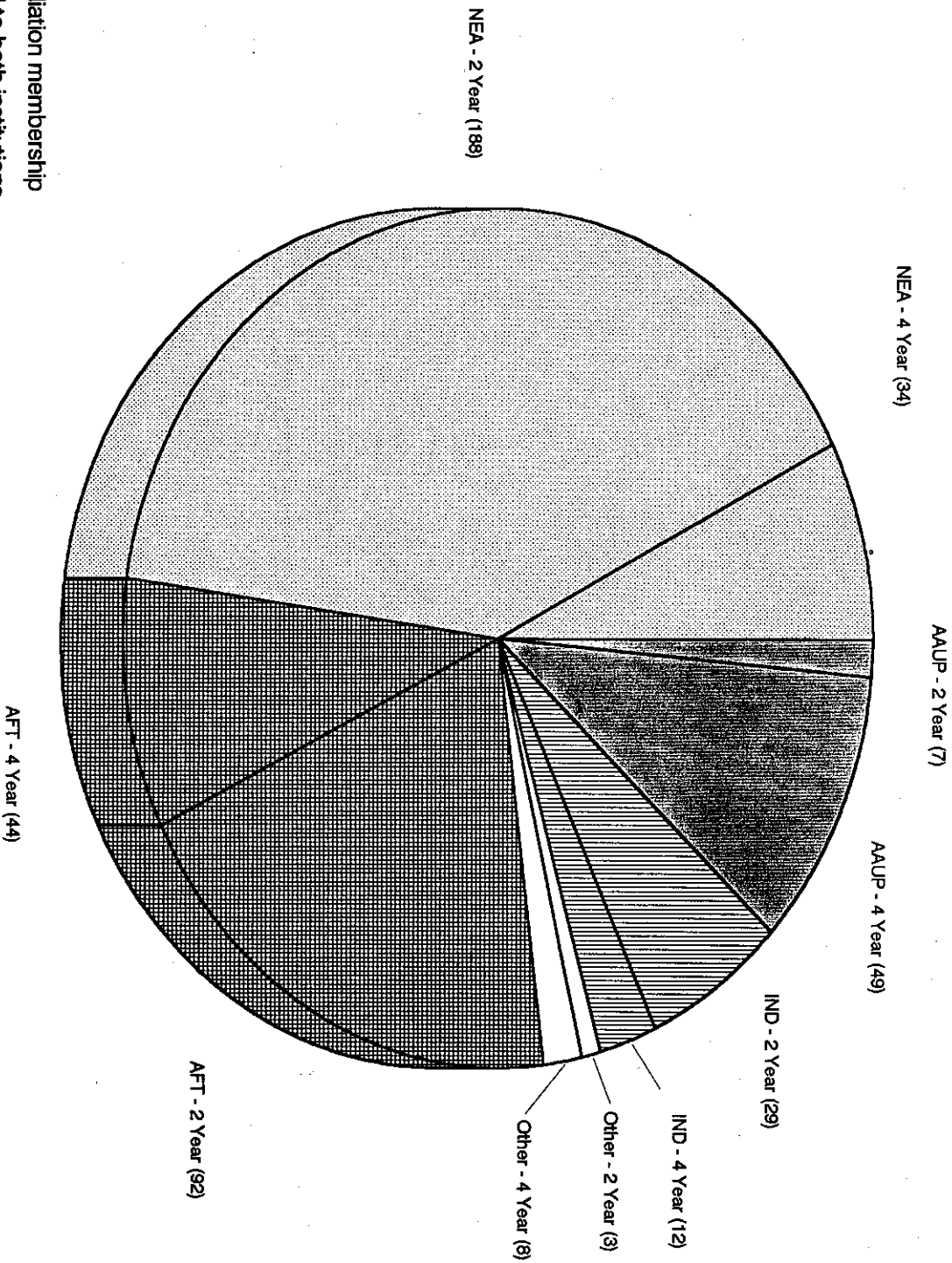
Due to the peculiarities of the demographics of collective bargaining in higher education, we continue to receive queries as to the methods we employ to "count". Set forth below are several explanations as to our "counting" process which, we hope, will be of value to the reader.

"HOW WE COUNT"

TABLE ONE
 RECOGNIZED FACULTY BARGAINING AGENTS -- PUBLIC AND PRIVATE
 1991

YEAR	AAUP	AFT	NEA	IND	AAUP / AFT /		AAUP / AFT /		AAUP / AFT /		AFGE	AFSCME	OTHER	TOTAL
					NEA	IND	NEA	IND	NEA	IND				
<hr/>														
PUBLIC INSTITUTIONS	4	25	21	23	4	3	0	2	0	0	0	2	1	5
	2	5	86	183	27	1	1	0	0	0	0	0	0	86
TOTAL	30	107	206	31	4	1	2	0	0	0	2	1	8	N=392
<hr/>														
PRIVATE INSTITUTIONS	4	18	19	9	6	0	0	0	1	1	0	0	0	57
	2	1	4	4	2	0	0	0	0	0	0	0	0	11
TOTAL	19	23	13	8	0	0	0	1	1	0	0	0	3	N=68
<hr/>														
SUMMARY OF RECOGNIZED AGENTS	4	43	40	32	10	3	0	2	1	1	0	2	1	8
	2	6	90	187	29	1	1	0	0	0	0	0	0	3
TOTAL	49	130	219	39	4	1	2	1	1	0	2	1	11	N=460

Table Two
Recognized Faculty Bargaining Agents
in Two- and Four-Year Institutions, 1991



Dual agent affiliation membership
status credited to both institutions

TABLE THREE
 FACULTY COLLECTIVE BARGAINING AGREEMENTS
 1991

YEAR	AAUP	AFT	NEA	IND	AAUP / AFT /		AAUP / AFT /		AAUP / NEA /		AFGE	AFSCME	OTHER	TOTAL
					NEA	IND	NEA	IND	IND	IND				
PUBLIC	4	19	20	22	2	2	0	2	0	0	0	2	1	5
INSTITUTIONS	2	5	84	181	26	1	1	0	0	0	0	0	0	3
TOTAL	24	104	203	28	3	1	2	0	0	0	2	1	8	N=376
PRIVATE	4	19	19	8	4	0	0	0	1	1	0	0	0	2
INSTITUTIONS	2	0	4	4	2	0	0	0	0	0	0	0	0	10
TOTAL	19	23	12	6	0	0	0	1	1	0	0	0	2	N=64
SUMMARY OF BARGAINING AGREEMENTS	4	38	39	30	6	2	0	2	1	1	0	2	1	7
	2	5	88	185	28	1	1	0	0	0	0	0	0	3
TOTAL	43	127	215	34	3	1	2	1	1	0	2	1	10	N=440

Table Five
 Faculty Bargaining Agents and
 Collective Bargaining Agreements (CBA's)
 Public and Private Institutions, 1974-1990

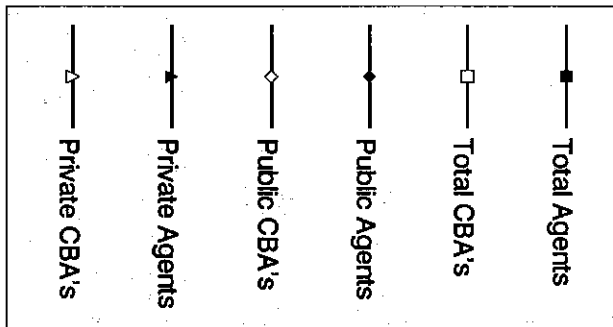
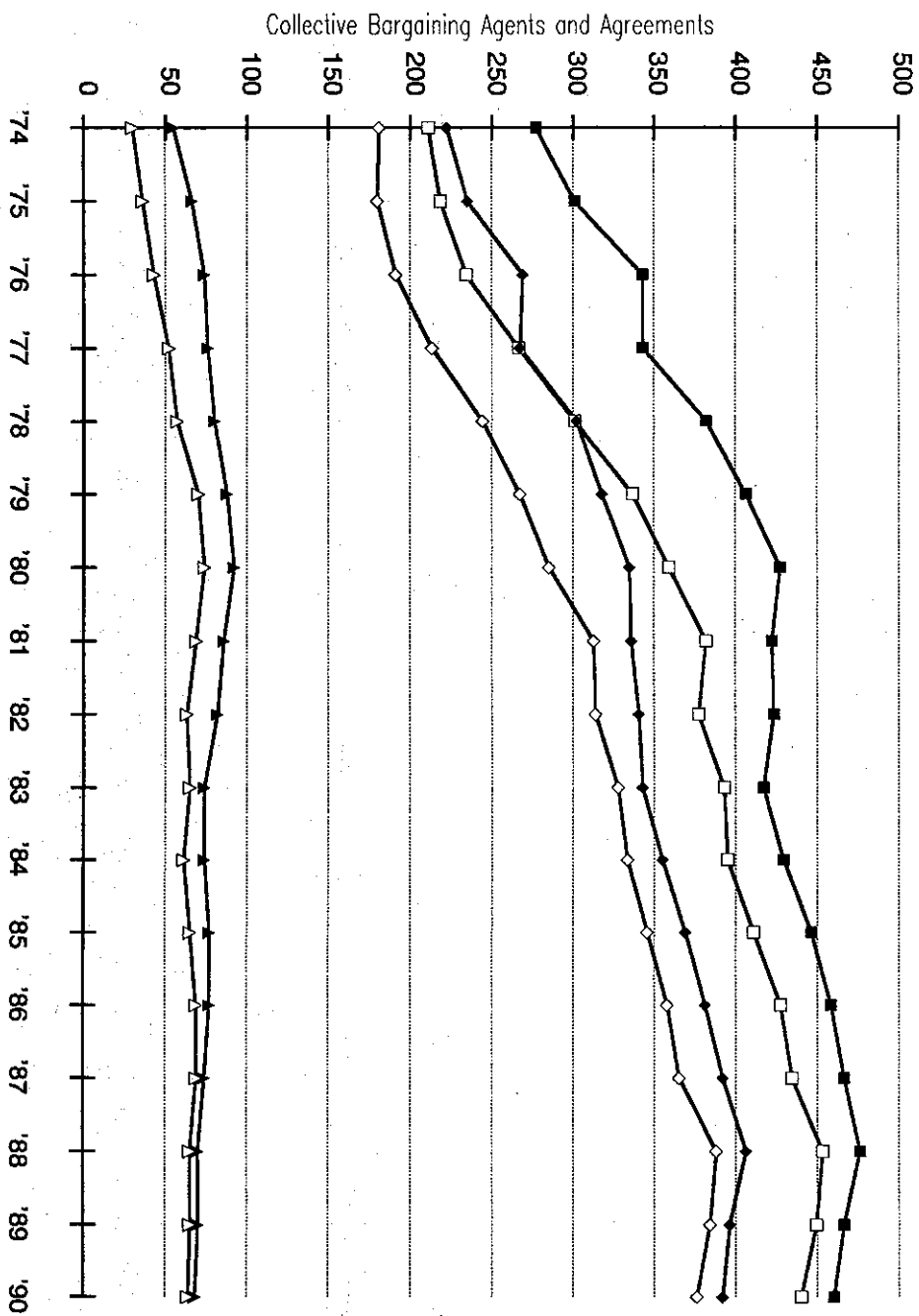
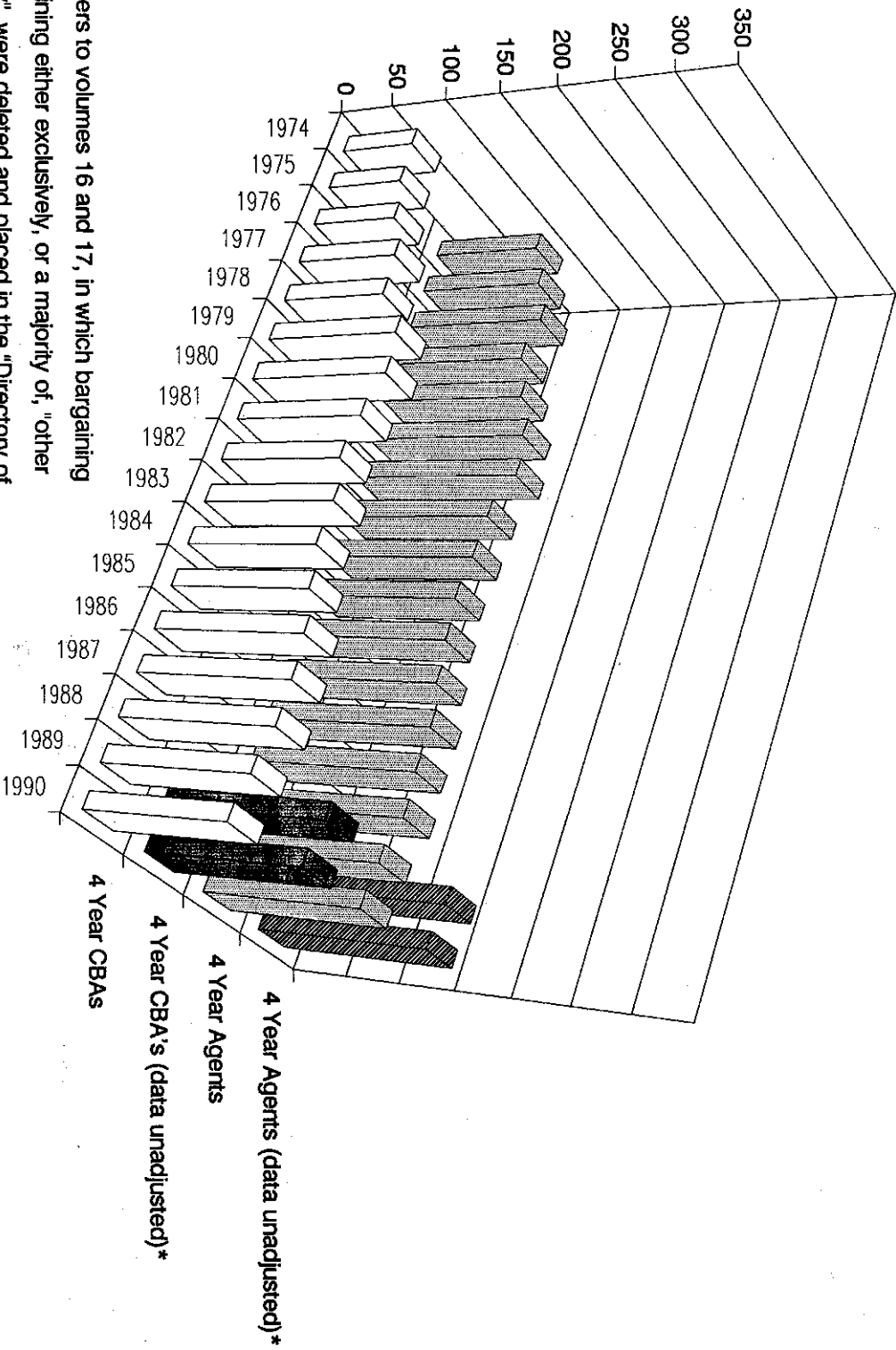
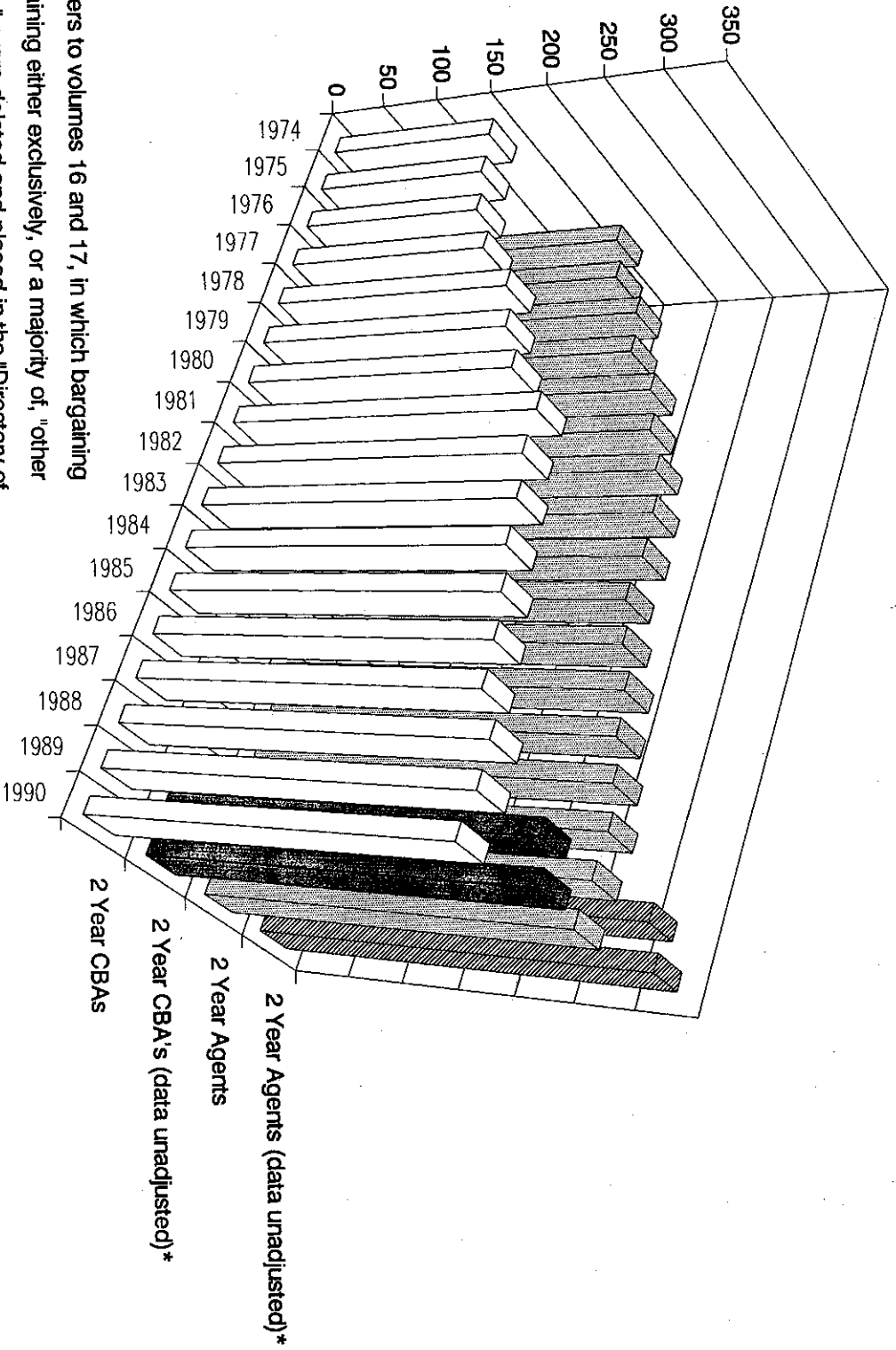


Table Six A
Faculty Bargaining Agents and Collective Bargaining Agreements
In Four-Year Institutions, 1974-1990



* Note: refers to volumes 16 and 17, in which bargaining units containing either exclusively, or a majority of, "other than faculty", were deleted and placed in the "Directory of Non-Faculty Bargaining Agents in Institutions of Higher Education."

Table Six B
Faculty Bargaining Agents and Collective Bargaining Agreements
In Two-Year Institutions, 1974-1990



* Note: refers to volumes 16 and 17, in which bargaining units containing either exclusively, or a majority of, "other than faculty", were deleted and placed in the "Directory of Non-Faculty Bargaining Agents in Institutions of Higher Education."

Table six C
Faculty Bargaining Agents and Collective Bargaining Agreements
In Two- and Four-Year Institutions, 1974-1990

	4-Year CBAs	4-Year Agents	2-Year CBAs	2-Year Agents	Total CBAs	Total Agents
1974	66	97	145	180	211	277
1975	68	111	150	190	218	301
1976	76	125	158	218	234	343
1977	90	119	176	224	266	343
1978	93	131	208	251	301	382
1979	118	145	219	261	337	406
1980	123	151	236	276	359	427
1981	114	138	268	284	382	422
1982	109	137	268	286	377	423
1983	118	134	275	283	393	417
1984	117	138	278	291	395	429
1985	125	143	286	303	411	446
1986	135	151	292	307	427	458
1987	139	151	295	315	434	466
1988	140	154	313	322	453	476
1989	134	146	315	320	449	466
1990	129	143	311	317	440	460

113

Unadjusted*

1989	147	159	320	326	467	485
1990	142	155	331	340	473	495

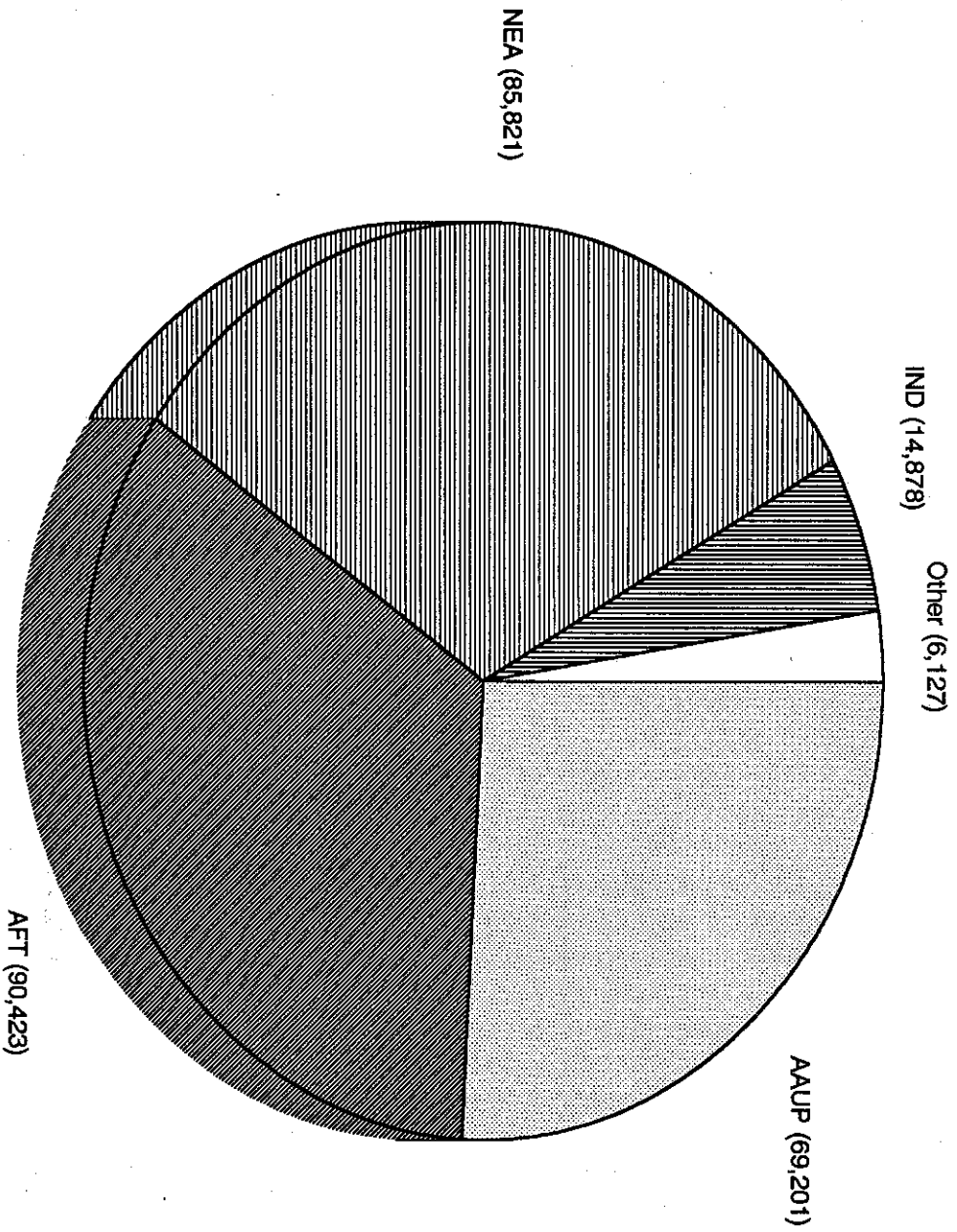
*Note: Refers to volumes 16 and 17, in which bargaining units containing either exclusively, or a majority of, "other than faculty", were deleted and placed in the "Directory of Non-Faculty Bargaining

TABLE SEVEN¹
 FACULTY REPRESENTED BY CERTIFIED BARGAINING AGENTS
 IN PUBLIC AND PRIVATE, TWO- AND FOUR-YEAR INSTITUTIONS
 1991

YEAR	AAUP	AFT	NEA	IND	AAUP /		AFT /		AAUP /		AFT /		AAUP /		AFT /		AFGE	AFSCME	OTHER	TOTAL
					AFT	NEA	NEA	AAUP	IND	IND	AAUP	IND	IND	IND						
4	21,330	33,964	19,952	1,097	17,168	0	23,400	0	0	0	110	320	3,760	121,101						
2	2,883	36,395	41,336	12,226	120	223	0	0	0	0	0	0	1,597	94,780						
TOTAL	24,213	70,359	61,288	13,323	17,288	223	23,400	0	0	110	320	5,357	215,881							
4	3,200	2,421	821	425	0	0	0	35	920	0	0	0	340	8,162						
2	180	97	89	175	0	0	0	0	0	0	0	0	0	541						
TOTAL	3,380	2,518	910	600	0	0	0	35	920	0	0	0	340	8,703						
SUMMARY OF UNIT SIZE	4	24,530	36,385	20,773	1,522	17,168	0	23,400	35	920	0	110	320	4,100	129,263					
	2	3,063	36,492	41,425	12,401	120	223	0	0	0	0	0	0	1,597	95,321					
TOTAL	27,593	72,877	62,198	13,923	17,288	223	23,400	35	920	0	110	320	5,697	224,584						

¹Represents both full-time and part-time faculty members included in certified bargaining units. No distinction is made with respect to union membership.

Table Eight
Faculty Represented by Certified Bargaining Agents, 1991



Dual agent affiliation membership
status credited to both organizations

TABLE NINE
 CAMPUSES REPRESENTED BY RECOGNIZED FACULTY
 BARGAINING AGENTS - PUBLIC AND PRIVATE
 1991

	YEAR	AAUP	AFT	NEA	IND	AAUP/AFT/														TOTAL
						AAUP/	AFT/	AAUP/	AFT/	AAUP/	AFT/	AAUP/	AFT/	AAUP/	AFT/	AAUP/	AFT/	AAUP/	AFT/	
PUBLIC INSTITUTIONS	4	63	117	61	4	25	0	30	0	0	0	0	0	2	4	33	339			
	2	20	163	326	42	3	1	0	0	0	0	0	0	0	0	10	565			
	TOTAL	83	280	387	46	28	1	30	0	0	0	0	0	2	4	43	N=904			
PRIVATE INSTITUTIONS	4	20	23	11	6	0	0	0	1	2	0	0	0	0	0	8	71			
	2	4	4	4	2	0	0	0	0	0	0	0	0	0	0	0	14			
	TOTAL	24	27	15	8	0	0	0	1	2	0	0	0	0	0	8	85			
SUMMARY	4	83	140	72	10	25	0	30	1	2	0	0	2	4	41	410				
	2	24	167	330	44	3	1	0	0	0	0	0	0	0	10	579				
	TOTAL	107	307	402	54	28	1	30	1	2	0	0	2	4	51	N=989				

Table Ten
The Distribution of Faculty Unionization by Two- and Four-Year Campuses, 1991

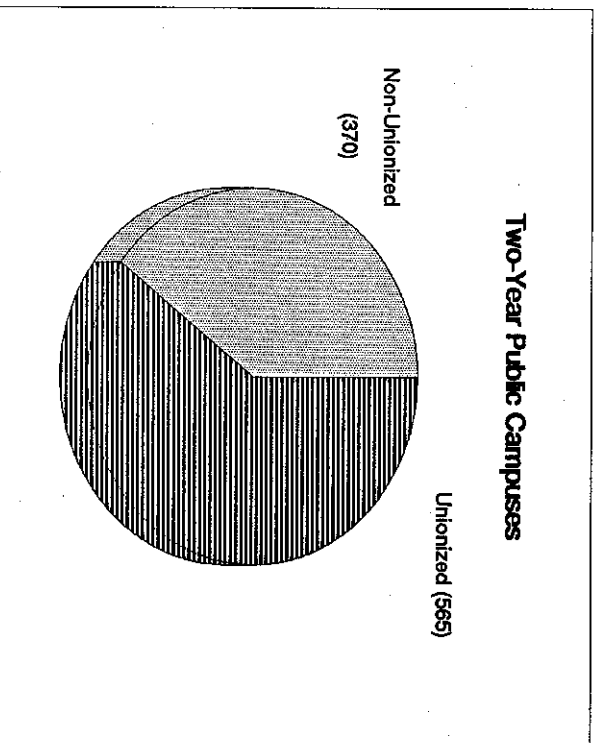
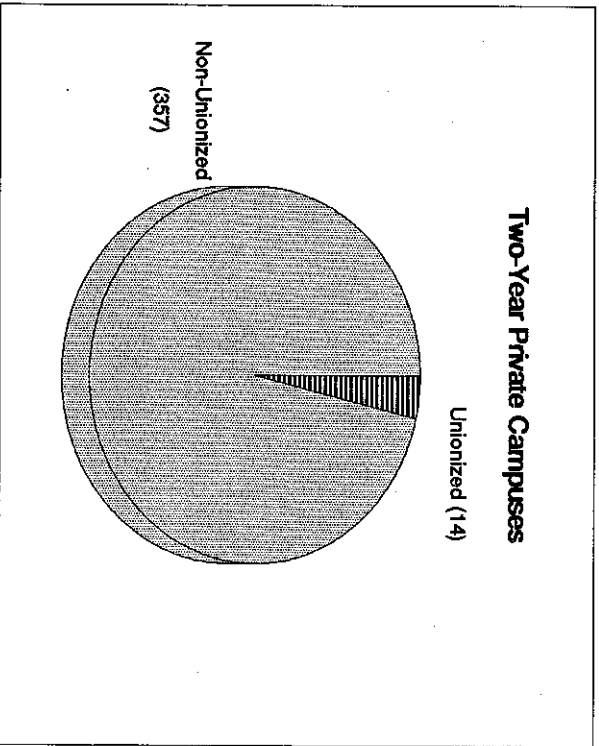
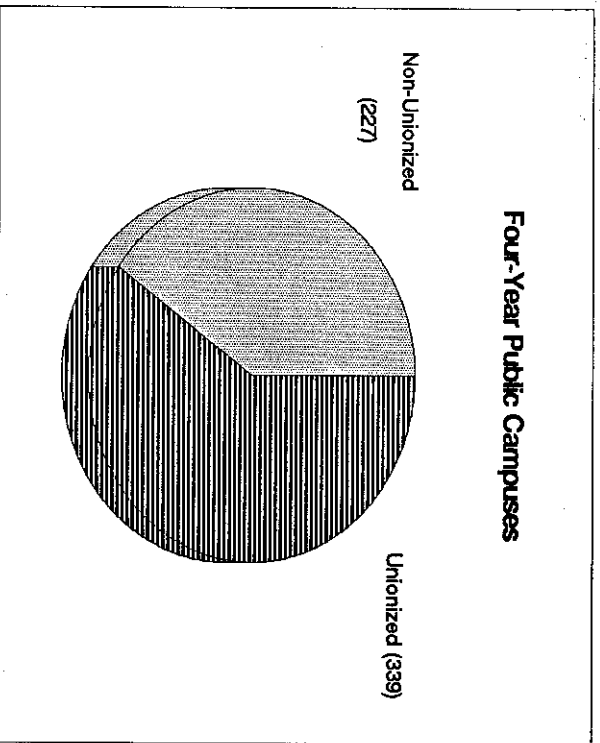
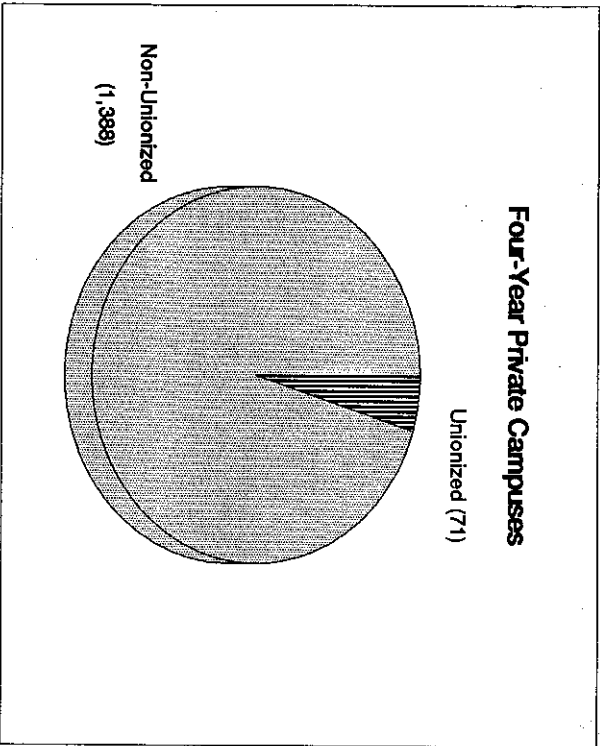


Table Eleven
 Geographic Distribution of Faculty Bargaining Agents, 1991

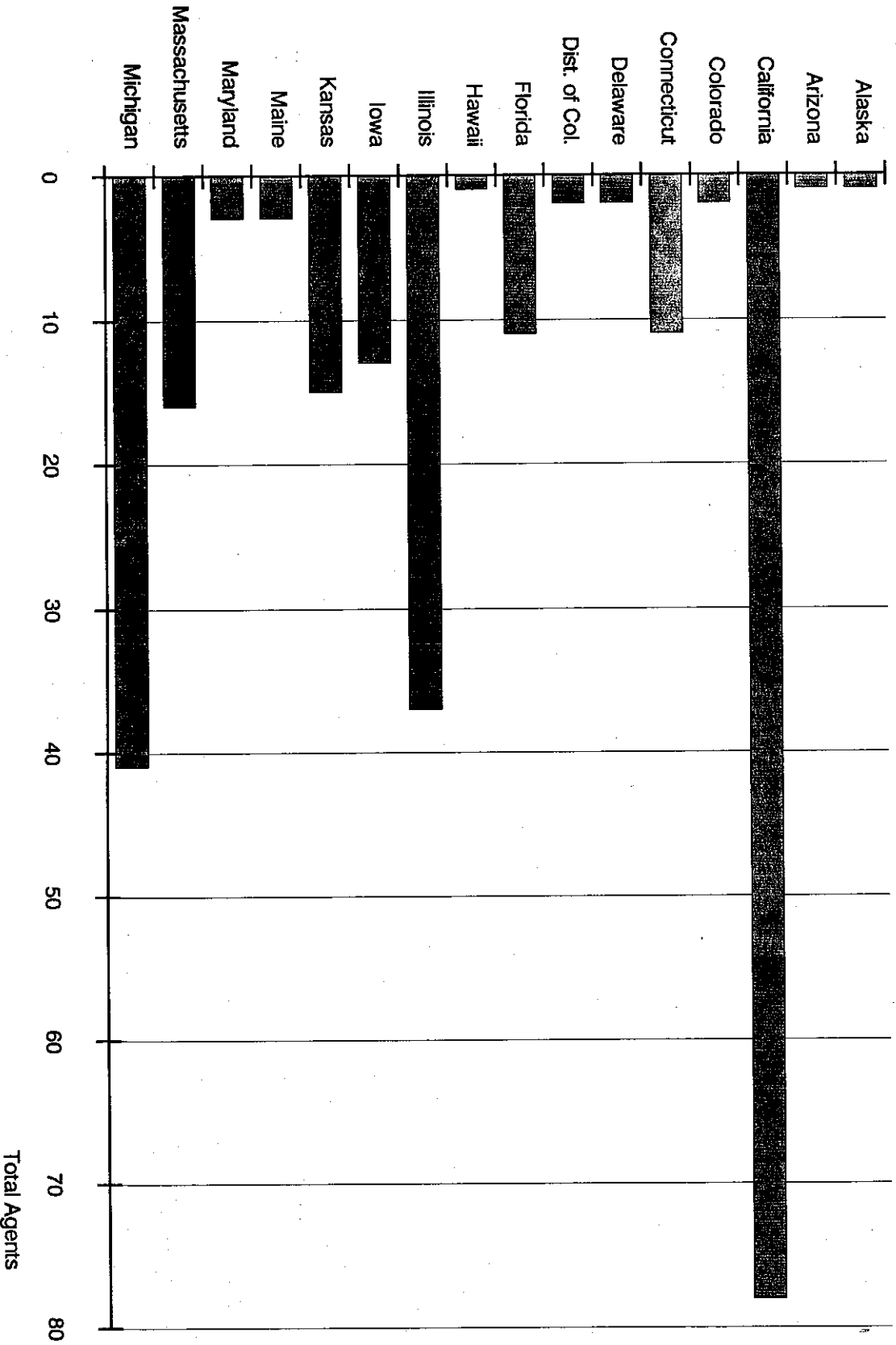
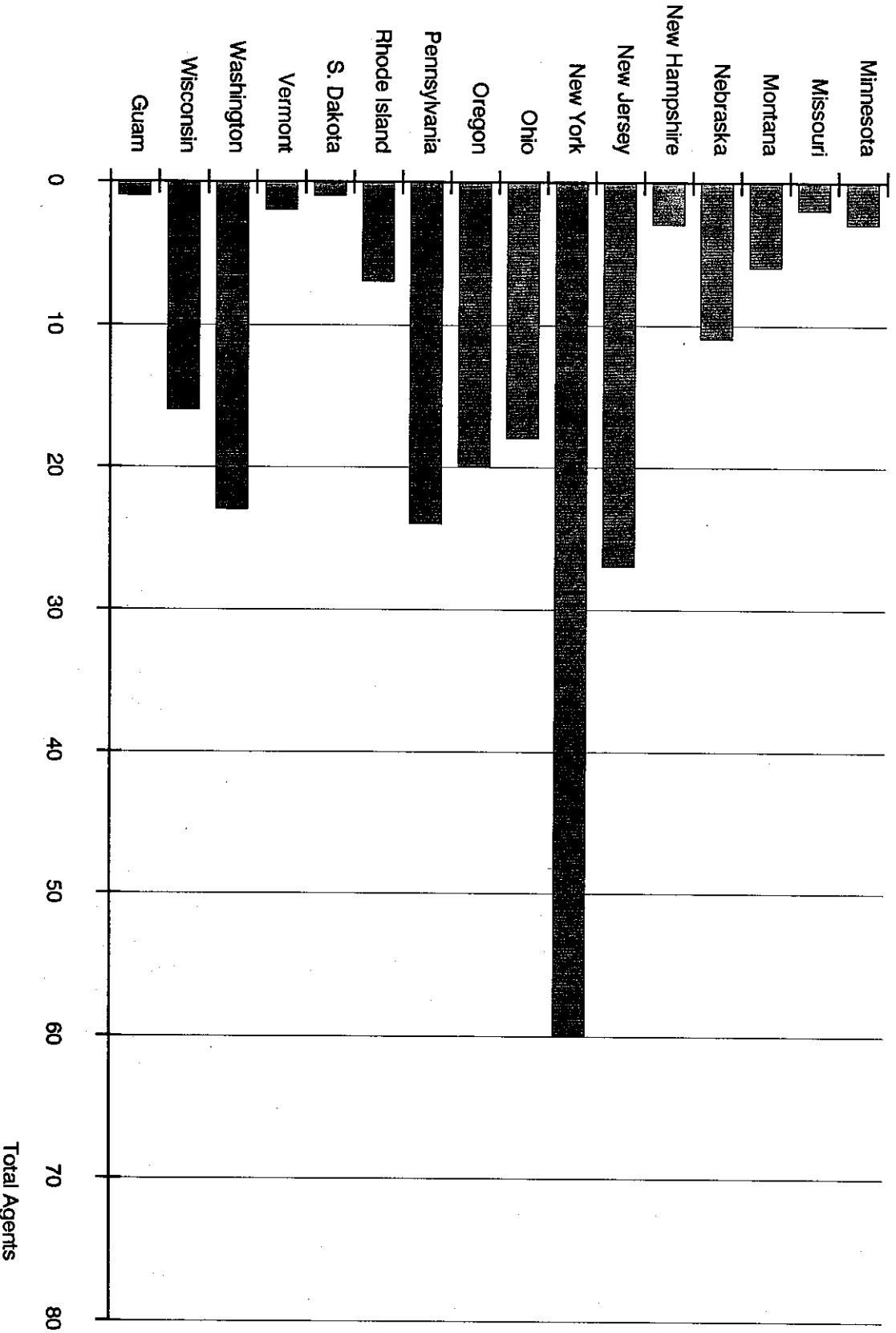


Table Eleven (continued)



1991
GEOGRAPHIC DISTRIBUTION OF BARGAINING AGENTS AND COLLECTIVE BARGAINING AGREEMENTS (CBA) IN TWO- AND FOUR-YEAR INSTITUTIONS

TABLE TWELVE

State	4-Year Agents/CBA	2-Year Agents/CBA	Total Agents/CBA
Alaska	0	1	1
Arizona	0	1	1
California	9	69	78
Colorado	1	0	1
Connecticut	8	3	11
Delaware	2	0	2
District of Columbia	2	0	2
Florida	3	8	11
Hawaii	1	0	1
Illinois	2	35	37
Iowa	1	12	13
Kansas	1	14	15
Maine	2	1	3
Maryland	1	2	3
Massachusetts	11	5	16
Michigan	15	26	41
Minnesota	2	1	3
Missouri	1	1	2
Montana	4	2	6
Nebraska	5	6	11
New Hampshire	3	0	3
New Jersey	10	17	27
New York	25	35	60
Ohio	8	10	18
Oregon	5	15	20
Pennsylvania	10	14	24
Rhode Island	6	1	7
South Dakota	1	0	1
Vermont	2	0	2
Washington	0	23	23
Wisconsin	1	15	16
Guam	1	0	1
TOTAL	143	318	461
	129	311	440

TABLE THIRTEEN

SUMMARY OF DECERTIFICATIONS¹

Year	Institution	State	2/4	Unit Size	Agent	Year Agent Elected
1976	*New England College	NH	4		AFT	
1977	*Jamestown College	ND	4		NEA	
1980	Delaware Technical & CC	DE	2	230	NEA	1974
1980(Y) ²	*Catholic Univ. of America					
1980(Y)	*Yeshiva University	NY	4	200	Ind.	1976
1981(W)	*Goddard College	VT	4	10	AFT	1975
1981(Y)(W) ³	*Mount Vernon College	DC	4	25	AAUP	1977
1981(Y)	*Salem College	WV	4	64	NEA	1979
1981(W)	Southwestern Mich. Coll.	MI	2	35	NEA	1969
1981(Y)	*Univ. of Albuquerque	NM	4		AFT	1982
1982(Y)(W)	*Ashland College	OH	4	82	AAUP	1972
1982(Y)(W)	*Curry College	MA	4	95	AAUP	1979
1982(Y)(W)	*Daemen College	NY	4	80	AAUP	1979
1982(Y)(W)	*Drury College	MO	4	60	AAUP	1979
1982(Y)	*College of Osteopathic Medicine & Surgery	IA	4	65	AFT	1975
1982(Y)	*Ithaca College	NY	4		AFT	1978
1982(Y)	*Stevens Institute of Tech.	NI	4	109	AAUP	1976
1982(Y)	*Thiel College	PA	4	63	AAUP	
1982(Y)	*Wagner College	NY	4	105	AFT	1979
1983(Y)	*Ohio Northern University	OH	4	145	NEA	1979
1983(Y)	*Seton Hall University	NI	4	350	AFT	1982
1983(Y)	*Stephens College	MO	4	120	AFT	1979
1983(Y)	*University of New Haven	CT	4	130	AFT	1979
1984(Y)	*Boston University	MA	4	860	AAUP	1975
1984(Y)	*Polytechnic Institute of NY	NY	4	220	AAUP	1971
1985(Y)	*Lewis University	IL	4	97	Ind.	1975
1985(W)	*Cottey College	MO	2	30	AFT	1976
1987	*U. of Dubuque Seminary	IA	2	13	NEA	1973
1987(Y)	*Curry College	MA	4	89	AAUP	1979
1987(Y)	*Fairleigh Dickinson Univ.	NI	2/4	495	AAUP	1974
1987(W)	Rutgers Univ. (Part-time)	NI	4	80	Ind.	1978
1987	Lansing C.C. (Admin. Assn)	MI	2	60	Ind.	1977
1988(Y)	*Univ. of Dubuque	IA	4	60	NEA	1973
1989	Florida Memorial College	FL	4	40	UFF/NEA	1976
1989(Y)(W)	*Marymount University	VA	4	51	AAUP	1989

¹ For purposes of this listing, decertifications are defined as those instances in which a bargaining agent election is lost by the certified agent to "No-Agent" or when the NLRB or appropriate state agency determines that the certified agent is no longer "representative". Those instances in which the certified agent was challenged by a competing organization and subsequently lost its certificate are not considered technical decertifications and are listed under "Change in Agent Status".

² Y - Results of Yeshiva litigation.

³ W - Union voluntarily withdrew its certification.

TABLE FOURTEEN

ROSTER OF INSTITUTIONS AFFECTED BY THE YESHIVA DECISION

Year	Agent/Status	Unit	State	Institution
'75	NEA-NM'	56	MI	Adrian College
--	AAUP-M'	--	MA	American International College
'82	ELIFA-NM	37	DC	American Univ. Eng. Lang. Institute
'72	AAUP-D,W'	82	OH	Ashland College
'75	AAUP-D,M	860	MA	Boston University
'82	IBT-NM,NA'	29	MA	Bradford College
'77	IND-D,M	22	DC	Catholic U. of America Law School
'76	AFT-D,M	65	IA	College of Osteopathic Medicine
--	NEA-M	--	NY	College of Saint Rose
--	IND-W	--	MN	College of Saint Theresa
'74	AFT-NM	55	NY	Cooper Union
'79	AAUP-D,W	95	MA	Curry College
'79	AAUP-D,W	80	NY	Daemen College
--	AFT-M	--	MA	Dean Academy and Jr. College
'79	AAUP-D,W	60	MO	Drury College
--	IND-M	26	PA	Duquesne Univ. Law School
'74	AAUP-D,M	495	NJ	Fairleigh Dickinson Univ.
'79	UFF/NEA-NM	40	FL	Florida Memorial College
'78	NYSUT/AFT-D,M	--	NY	Ithaca College
'74	NEA-NM	50	MI	Kendall School of Design
'79	AAUP-NM,AP'	75	OR	Lewis & Clark Comm. College
'75	IND-D,M	97	IL	Lewis University
--	AFT-M	77	NC	Livingstone College
'76	AFT-W	250	NY	Long Island Univ.-Brooklyn
'76	AFT-W	350	NY	Long Island Univ.-C.W. Post
'78	AAUP-W	25	NY	Long Island Univ.-Coll. of Pharmacy
'76	AFT-W	72	NY	Long Island Univ.-Southampton
'72	NEA-NM-Closed '88	100	CO	Loretto Heights College
'75	NEA-NM,AAUP-W	51	VA	Marymount Coll. of Virginia
'79	AFT-Closed '82	35	WI	Milton College
--	NYSFPD-NA,W	--	NY	Montefiore Hosp./Med. Ctr.
'82	CAUT-NM	122	CAN	Mount Allison University
'77	AAUP-DW	25	DC	Mount Vernon College
'77	AFT-Closed '82	30	ME	Nasson College
--	AFT-NM,NA	--	NY	New York Medical College
'79	NEA-D,M	145	OH	Ohio Northern University
--	AFT-NM,NA	--	NY	Parsons School of Design
'71	AAUP-D,M	220	NY	Polyshtech Inst. of NY

2. Public sector claim. ALRA held Yeshiva not applicable to the University of Alaska and further "...that if the faculty were to be considered managers... they would be entitled to a manager's unit or similarly designated unit." See Case no. UA-80-2 (1981).

3. Public sector claim. Kansas PERB held Yeshiva not applicable and found faculty at Wichita State University nonmanagerial. PERB ordered the designation of an appropriate bargaining unit as recommended by the hearing officer. See Case no. 75-UD-01-1980 (Kansas PERB (1981)).

1. AP = Appeal Pending
 D = Decertified
 M = Managerial
 NA = "No-Agent" Elected
 NM = Nonmanagerial
 W = Agent Withdraw, Voluntary Resolution

Institution	State	Unit Size	Agent/Status	Year Agent Elected
Pratt Institute	NY	470	AFT-NM	'71
Puerto Rico Jr. College	PR	--	IND-NM	'75
Rio Grande College	OH	76	IND-W	'76
Saint Joseph College	ME	27	NEA-NM,AP	--
Salem College	WV	64	NEA,D,M	'79
Seattle University	WA	--	AAUP-W	--
Seton Hall University	NJ	350	AFT-D,M	'82
Simon's Rock of Bard College	MA	27	AAUP-W	'84
Southern Oregon State College	OR	193	IND-NM	'73
Stephens College	MO	120	AFT-D,M	'79
Stephens Inst./Acad. of Art Coll.	CA	--	IND-NM	'76
Stevens Inst. of Technology	NJ	109	AAUP-D,M	'76
St. Thomas University	FL	43	UFF/NEA-NM,NA	'90
Thiel College	PA	63	AAUP-D,M	--
University of Alaska	AK	--	NEA ²	'82
University of Albuquerque	NM	92	AFT-D,M	--
Univ. Central De Bayamon	PR	--	UPU-NM	--
Univ. of Dubuque	IA	46	NEA-D,M	'73
Univ. of New Haven	CT	130	AFT-D,M	'76
Univ. of Pittsburgh	PA	1250	AAUP/AFT-M,AP	--
Villanova University	PA	--	AAUP-W	--
Wagner College	NY	105	AFT-D,M	'79
Wichita State Univ.	KS	--	KEA ³	--
Wilberforce University	OH	49	AAUP-NM	'79
Wordsworth Academy	PA	--	AFT-NM	--
Yeshiva University	NY	200	IND-D,M	'76

ROSTER OF INSTITUTIONS (Cont'd.)

 Institution State Unit Size Agent/Status Year Agent Elected

¹Institution previously cited in the Directory as having negotiated collective bargaining agreements.

²Antioch School of Law was subsumed by the University of the District of Columbia Law School.

³Institution sold to National College. Collective Bargaining agreement no longer in effect.

⁴U.S. Bankruptcy Court Judge orders permanent closing of institution. (March, 1984)

Institution	State	Agent	Unit	Size	Year	Closing Date
*Antioch School of Law ²	DC	AFT	16		3	1988
*Central YMCA Community College	IL	AFT	80		2	1983
*Colorado Women's College	CO	AAUP	42		4	1982
*Detroit Institute of Technology	MI	NEA	34		4	1982
*Loretto Heights College	CO	NEA	80		4	1988
*Milton College	WI	AFT	35		4	1982
*Nasson College	ME	AFT	30		4	1983
*National College of Business ³	SD	NEA	40		4	1990
*Shaw College at Detroit ⁴	MI	NEA	37		4	1983
Springfield Campus - University of South Dakota	SD	NEA	--		4	1984

COLLEGE CLOSINGS¹

TABLE FIFTEEN

TABLE SIXTEEN

STATUS OF PUBLIC SECTOR COLLECTIVE BARGAINING LEGISLATION¹

STATE	Date of Legislation or Amendment
Alabama	1973 (meet and confer)
Alaska	1972
Arizona	Governing Boards ²
California	1975 (2 yr.); 1978 (4yr.)
Connecticut	1975
Delaware	1970
District of Columbia	1978 ³
Florida	1974
Hawaii	1970 (amend. 1975)
Illinois	1983
Indiana	1990 (Executive Order)
Iowa	1974
Kansas	1970 (2 yr.) (amend. 1974)
Maine	1974 (2 yr. voc. tech.) (amend. 1975); 1975 (all other)
Maryland	Governing Boards
Massachusetts	1974
Michigan	1973 (amend. 1976)
Minnesota	1971 (amend. 1976, 1980)
Missouri	1967
Montana	1973 (amend. 1975)
Nebraska	1972
Nevada	Governing Boards
New Hampshire	1975
New Jersey	1974 (amend.)
New Mexico	1973 (Executive Order)
New York	1967
Ohio	1983
Oregon	1963 (2 yr.) (amend. 1975)
Pennsylvania	1970
Rhode Island	1958 (amend. 1973)
South Dakota	1969 (amend. 1974)
Vermont	1972 (amend. 1975)
Washington	1973 (2 yr.); 1987 (2 yr.) ⁴
Wisconsin	1966 (2 yr.) (amend. 1974); 1985 (T.A.'s)

¹Public institutions only. In the absence of enabling legislation, the parties are free to voluntarily negotiate a collective bargaining agreement; however, they do so without the protection of a statute. Authority to engage in collective bargaining in private institutions has existed since 1970 under the National Labor Relations Act, P.L. 98, 74th Congress, (1935).

²No state enabling legislation. Governing Boards enacted policy enabling faculty collective bargaining.

³Prior to 1978, governing Boards policy permitted collective bargaining.

⁴The 1973 legislation was a "meet and confer" ruling. The 1987 bill authorizes collective bargaining.

TABLE SEVENTEEN

BARGAINING AGENTS CITED IN THIS DIRECTORY

AUAF	American Association of University Professors
ACA	Association of College Administrators
ACCF	Associated Community College Faculties
ACE	Association of Certified Educators
ACPU	Association Canadian des Professeurs d'Université
AEA	Arizona Education Association
AFA	Adjunct Faculty Association
AFGE	American Federation of Government Employees
AFSCME	American Federation of State, County and Municipal Employees
AFT	American Federation of Teachers
APA	Association of Professional Administrators
APSCUF	Association of Pennsylvania State College and University Faculties
CAUT	Canadian Association of University Teachers
CCCC	Congress of Connecticut Community Colleges
CCCEA	Central Community College Education Association
CCCTU	Cook County College Teachers Union
CEQ	Centrale de l'Enseignement du Québec
CFA	California Faculty Association
CFT	California Federation of Teachers
CNA	California Nurses Association
CSEA	California State Employees Association
CSN	Confederation des Syndicats Nationaux
CTA	California Teachers Association
CWA	Communication Workers of America
ECCFE	Edison Community College Faculty Federation
ELIFA	English Language Institute Faculty Association
FAC	Florida Academic Congress
FAPUG	Federations des Associations de Professeurs des Universités du Québec
FSCAPE	Fort Scott College Association of Professional Employees
FPP	Florida Teaching Profession
FUSA	Faculty United Service Association
GFT	Guam Federation of Teachers
IBT	International Brotherhood of Teamsters
IEA	Illinois Education Association
IFO	Inter-Faculty Organization
IFT	Illinois Federation of Teachers
IND	Independent
KEA	Kansas Education Association
LCCEA	Lower Columbia College Faculty Association
MCCC	Massachusetts Community College Council
MCCFA	Minnesota Community College Faculty Association
MBA	Michigan Education Association
MBA	Minnesota Education Association
MFT	Michigan Federation of Teachers
MGEA	Manitoba Government Employees Association
MSP	Massachusetts Society of Professors

Maine Teachers Association	MTA
Massachusetts Teachers Association	MTA
Nassau Community College Federation of Teachers	NCCFT
National Education Association	NEA
New Jersey Education Association	NJEA
New York Educator's Association	NYEA
New York State Federation of Physicians and Dentists	NYS Fed. Phy. Dent.
New York State United Teachers	NYSUT
Ohio Education Association	OEA
Oregon Education Association	OEA
Oregon Federation of Teachers	OFT
Organization of Professional Administration	OPAP
Office of Professional Employees Internation Union	OPRIU
Ontario Public Service Employees Union	OPSEU
Pennsylvania Federation of Teachers	PAFT
Pima Community College Education Association	PCCEA
Post College Faculty Association	PCFA
Professional Staff Congress	PSC
Pennsylvania State Education Association	PSEA
State Colleges Education Association (Nebraska)	SCEA
Santa Cruz Faculty Association	SCFA
Service Employees' International Union	SEIU
Society of Professional Scientists and Engineers	SPSE
Simon's Rock Faculty Bargaining Council	SRFBC
Teaching Assistants Association	TAA
Temple Association of University Professors	TAPU
Union of American Physicians and Dentists	UAPD
United Community College Faculty of Florida	UCCFF
United Faculty of Florida	UEA
United Faculty of Florida	UEA
United Hawaii Professional Assembly	UHPA
United Professors of California	UPC
United Professors of Illinois	UPI
Union De Profesores Universitarios	UPU
United University Professors	UUP
Washington Education Association	WEA
Wisconsin Education Association	WEA
Wisconsin Federation of Teachers	WFT
Yuba College Faculty Association	YCFA
National Union of Hospital and Health Care Employees, AFL-CIO	1199

NON-FACULTY BARGAINING UNITS DELETED FROM
MAIN BODY OF DIRECTORY

TABLE EIGHTEEN

Institution	State	Agent	Unit	2/4
CT State Comm. & Tech. College	CT	AFSCMB	77	2
- Administrators				
City Colleges of Chicago	IL	AFT	250	2
- Professional Staff				
IL Board of Governors	IL	AFT	220	4
- Part-time & Support Professionals				
Wm. Rainey Harper College	IL	AFT	90	2
- Professional Staff				
MA State Colleges	MA	APA/MTA/ NEA	447	4
- Professional Administrators				
MI State University - Admin. Profess.	MI	Ind. Ind./NEA	550 550	4 4
- Administrative Staff				
Wayne Co. Comm. College	MI	Ind.	---	2
- Administrative Unit				
Brookdale Comm. College	NJ	NJEA/NEA	---	2
- Administrative Unit				
Hudson Co. Comm. College	NJ	NJEA/NEA	23	2
- Administrators				
Mercer Co. Comm. College	NJ	AFT	77	2
- Professional Staff				
Onandaga Comm. College	NY	NYSUT/ AFT/ACA	31	2
- Administration				
Orange Co. Comm. College	NY	Ind.	60	2
- Staff & Chairmen				
Schenectady Co. Comm. College	NY	NEA	0	2
- Administrators & Directors				
Suffolk Co. Comm. College	NY	AFSCMB	80	2
- Administrative Officers				
Ulster Co. Comm. College	NY	NYEA/NEA	57	2
- Administrative Staff				

ADJUSTED DATA BASE FOR 1990-1991 DIRECTORY: SELECTED CATEGORIES

	1990 Directory	1990 Adjusted ¹	1991 Directory	1991 Unadjusted ²
AGENTS				
Public	396	382	392	423
Private	70	68	68	72
4	146	140	143	155
2	320	310	317	340
CBA				
Public	449	434	440	473
Private	384	372	376	404
4	65	62	64	69
2	134	129	129	142
	315	305	311	331
FACULTY				
Public	217,398	214,886	224,584	244,467
Private	207,099	205,257	215,881	234,202
4	10,299	9,629	8,703	10,202
2	129,494	125,703	129,263	143,015
	87,904	89,183	95,321	101,452

129

¹The figures in this column reflect the deletion of sixteen non-faculty units reported in previous Directories. (See Table 18).

²The figures in this column reflect totals that would have been reported had there not been adjustments in Volumes 16 and 17. (See Table 18, Vol. 17 and pages 126 and 127 of Vol. 16.)



1971-1990

"NO-AGENT" VOTES



**"NO-AGENT" VOTES
1971 - 1990**

State	Institution	Agent Defeated	Year	2/4
ALASKA	University of Alaska	NEA	1982	4
CALIFORNIA	*California Institute of Arts	AFT	1975-	4
	Coachella Valley Comm. College	CTA/NEA	1978, 1979	2
	College of the Desert**			2
	Imperial Valley College**	CTA/NEA	1980	2
	Mendocino College	Ind.	1988	2
	No. Orange Co. Comm. College**	CTA/NEA	1978	2
	Pasadena City College**	CTA/NEA	1977	2
	Univ. of Calif.-Berkeley	AAUP	1980	4
	-Professional Scientist & Engineers of the Lawrence Livermore National Labs. -Researchers -UCIA	SPSE/CSEA AFT Ind.	1983 1986 1981	4 4 4
	*Univ. of San Francisco College of Professional Studies	AFT	1983	4
COLORADO	Univ. of Colorado** -Boulder	AAUP/AFT	1975- 1980	4 4
CONNECTICUT	Connecticut Technical College (Part-time Faculty)	AFT	1988	2
	*Wesleyan University	AAUP	1979	4
	DISTRICT OF COLUMBIA	*Catholic Univ. of America Law School	Ind.	1979

"NO-AGENT" VOTES (Cont'd).

State	Institution	Agent Defeated	Year	2/4
FLORIDA	Central Florida Comm. Coll.	NEA	1977	2
	Florida Junior College	UFF/NEA	1988	2
	Florida Keys Comm. Coll.	AFT	1975	2
	*Jacksonville University	Ind.	1989	2
	Miami Dade Junior Coll.	AAUP	1975-	4
		AFT	1975	2
		AFT	1984	2
		NEA	1975	2
	Okaloosa-Walton Junior Coll.			
	Pensacola Junior College	UFF/AFT	1979	2
	(Full- & Part-time)	UFF/NEA	1989	2
	Polk Community College	NEA	1976	2
	Santa Fe Comm. College	NEA	1977	2
	St. Petersburg Junior Coll.	NEA	1990	2
	St. Thomas Univ.	NEA	1980	4
Univ. of Florida-Gainesville**				
Univ. of Florida Institute of Food & Agric. Science	Ind.	1976	4	
*Univ. of Miami-Coral Gables	AAUP	1974	4	
ILLINOIS	*College of St. Francis	AFT	1975-	4
	Illinois State Univ.	AAUP, AFT	1986	4
	Northern Ill. University	AAUP, UPI	1986	4
	Southern Ill. Univ.-Carbondale	NEA, AFT/AAUP	1988	4
	Southern Ill. Univ.-Carbondale	NEA, AFT	1988	4
	(Admin. Professional Staff)	NEA, AFT/AAUP	1988	4
	Southern Ill. Univ.-Edwardsville	NEA, AFT/AAUP	1988	4
	Southern Ill. Univ.-Edwardsville (Dental School)	NEA, AFT/AAUP	1988	4
	Wm. Rainey Harper College**	NEA, AFT	1976	2
		NEA, AFT	1976	2
INDIANA	*Butler University	NEA	1977	4
	*University of Evansville	NEA	1979	4
		NEA	1979	4

 State Institution Agent Defeated Year 2/4

 "NO-AGENT" VOTES (Cont.d)

KANSAS University of Kansas NEA, AAUP 1987 4
 MAINE Maine Maritime Academy AFT 1985 4
 *Ricker College AFT 1975- 4

MASSACHUSETTS
 *Anna Maria College AAUP 1978 4
 *Bradford College IBT 1982 2
 *Curry College** AFT 1975 4
 *Dean Junior College AFT 1975- 2
 Holyoke Community College** NEA 1971 2
 (subsequently affiliated with
 NEA under statewide system)

*Lasell Junior College AFT 1976 2
 Mass. Maritime Academy AFT, NEA 1975 4
 *Merrimack College NEA 1976 4
 *New England Conservatory of Music AAUP 1975 4
 *Northeastern University AAUP, NEA 1975 4
 Quinsigamond Comm. College** AFT 1975- 2
 Springfield Tech. Community College** AFT 1975- 2

MICHIGAN
 *Albion College AAUP, NEA 1975- 4
 American Inst. of Technology AAUP 1980 4
 Grand Valley State Colleges NEA 1974 4
 NEA 1977 4
 NEA 1980 4
 NEA 1982 4
 NEA 1988 4

*Lawrence Inst. of Technology AAUP 1975- 4
 Michigan State University AAUP, NEA 1972 4
 AAUP, NEA 1978 4

AAUP, NEA

1982

4

State	Institution	Agent Defeated	Year	2/4
-------	-------------	----------------	------	-----

"NO-AGENT" VOTES (Cont'd)

MICHIGAN (cont'd)

Northern Michigan Univ.**
 *University of Detroit**

NEA 1975
 AAUP 1975-
 NEA 1975-

4
4
4

MINNESOTA

*Hamline University
 *Saint Theresa's College
 University of Minnesota
 -Faculty**
 -Law School (Duluth & Twin
 Cities Campus)
 -Health Science (Duluth &
 Twin Cities Campus)
 -Crookston Campus-Faculty
 -Minneapolis-St. Paul
 -Teaching Assistants

AAUP 1975
 AAUP 1980
 AAUP 1978

4
4
4

MISSOURI

*Cottey College
 *Stephens College**

AFT 1985
 AFT, AAUP 1978

4
4

MONTANA

Montana State University
 University of Montana**

AAUP 1978
 AFT 1989
 AAUP, AFT 1975

4
4
4

NEBRASKA

Univ. of Nebraska College
 of Dentistry
 Univ. of Nebraska-Lincoln

Ind. 1975
 AAUP 1976

4
4

NEW HAMPSHIRE

*Nathaniel Hawthorne College
 Univ. System of New Hampshire
 -Durham Campus
 -Plymouth Campus

AFT 1975
 AAUP, NEA 1977
 AAUP, NEA 1977

4
4
4

 State Institution Agent Defeated Year 2/4

"NO-AGENT" VOTES (Cont.d)

OREGON

Eastern Oregon St. Coll. AAUP, AFT 1975 4
 Oregon Coll. of Education Ind. 1975- 4
 Oregon Inst. of Technology AAUP, AFT 1977 4
 Oregon State University NEA, AAUP 1983 4
 NEA 1977 2
 Treasure Valley Comm. Coll.** NEA 1975- 2
 NEA 1983 2
 Umpqua Community College AAUP, AFT 1977 4
 University of Oregon

PENNSYLVANIA

138

Butler Co. Comm. Coll. NEA, Ind. 1976 2
 *King's College AFT, NEA 1975- 4
 Pennsylvania St. Univ. AAUP, NEA 1977 4
 *Philadelphia Coll. of Art AFT 1975- 4
 *Point Park College AAUP 1974 4
 *Seton Hill College NEA 1975- 4
 Univ. of Pittsburgh AFT 1977 4
 Univ. of Pittsburgh Health AAUP, NEA 1975 4
 Univ. of Pittsburgh Professional Schools
 Univ. of Pittsburgh Law School Ind. 1975 4
 Univ. of Pittsburgh- AAUP, AFT, NEA 1976 4
 Provost Unit AAUP 1975- 4
 *Villanova University NEA 1976 4
 *Waynesburg College PSEA/NEA 1977 4
 *Wilson College

RHODE ISLAND

*Rhode Island School of Design** AFT 1975- 4

TENNESSEE

*Tusculum College AFT 1972 4

State	Institution	Agent Defeated	Year	2/4
"NO-AGENT" VOTES (Cont'd)				
VERMONT	Comm. College of Vermont	AFT	1985	2
	University of Vermont	AFT, AAUP, NEA	1976	4
VIRGINIA	*Randolph-Macon College	AAUP	1973	4
WASHINGTON	*Seattle University	AAUP	1975-	4
WISCONSIN	*Northland College**	AFT	1972	4

For purposes of this Directory, "No-Agent" Votes are defined as elections in which faculty chose not to be represented by a certified collective bargaining agent.

*Denotes private institution.

**Institutions in which faculty initially voted "No-Agent" and then subsequently elected to be represented.

1975- Information on "No-Agent" votes conducted prior to 1975 is not readily available, thus for those institutions the year "1975", followed by a dash (-) is used.

The first part of the document discusses the importance of maintaining accurate records of all transactions. It emphasizes that every entry should be supported by a valid receipt or invoice. This ensures transparency and allows for easy verification of the data. The second part of the document provides a detailed breakdown of the financial data for the quarter. It includes a table showing the revenue generated from various sources, as well as the associated costs and expenses. The final part of the document concludes with a summary of the overall financial performance and offers recommendations for future improvements.

The following table provides a detailed overview of the financial data for the quarter. It is organized into three main sections: Revenue, Expenses, and Net Income. Each section contains a list of items with their respective values. The revenue section shows a steady increase in sales over the period, while the expenses section highlights the areas where costs were most significant. The net income section shows a positive trend, indicating that the company is profitable. The data is presented in a clear and concise manner, making it easy to understand and interpret.

In conclusion, the document provides a comprehensive overview of the company's financial performance for the quarter. It highlights the strengths and weaknesses of the business and offers valuable insights into the factors that have influenced the results. The data is presented in a clear and concise manner, making it easy to understand and interpret. The document is a valuable tool for management and stakeholders alike, providing a clear picture of the company's financial health and offering a roadmap for future success.

**INDEX OF UNITED STATES AND CANADIAN
INSTITUTIONS CITED IN
1991 DIRECTORY**

INDEX

Page No.

Institution

90	Acadia University-Nova Scotia
45	Adelphi University
45	Adirondack Community College
45	Adrian College
33, 122	Albany State University-SUNY
53	Albion College
135	Albany Center-San Francisco Comm. Col.
71	Alfred State College-SUNY
52	Algonquin Community College-Ontario
91	Allegheny Community Col. of Allegheny County
58	Allied Health Center Campus-Broward College
19	Alpena Community College
33	Ambler Campus-Temple University
61	American Institute of Technology
135	American International College
122	American River College-Los Rios Comm. Col. Sys.
8	American University
18, 77	American University English Language Institute
122	Amherst Campus-Univ. of Massachusetts
33	Ankeny Campus-Des Moines Area Comm. Col.
25	Ann Arbor-University of Michigan
85	Anna Maria College
135	Anoka-Ramsey Community College-Minnesota Comm. Col. Sys.
37	Antelope Valley College
3, 101	Antioch College-Ohio
137	Antioch College School of Law-Washington, D.C.
124	Area Vocational Technical & Adult Educ. District I
74	Arapahoe Community College-Colorado Comm. Col. Sys.
15	Arrowhead Community College District-Minnesota Comm. Col. Sys.
37	Ashtabula Campus-Wisconsin Indianhead VTAE District
69	Ashtabula Regional Campus-Kent State University
122, 121	Ashtabula Regional Campus-Kent State University
55	Asnuntuck Community College-Connecticut Comm. Col. Sys.
16	Atlanta Community College
42	Auburn Hills Campus-Oakland Comm. Col.
36	Austin Community College-Minnesota Comm. Col.
38	Baker College of Flint
33	Bakersfield-California State College-CSU
4	Bakersfield College-Kern Comm. Col. District
7	Baldwin-Wallace College
137	Barber-Scotia College

45	Bard College
3	Barstow Community College
46	Baruch College-CUNY
37	Battle Creek Campus-Western Michigan Univ.
33	Bay de Noc Community College
41	Beatrice Campus-Southeast Comm. Col.
68	Beaver Dam Campus-Moraine Park Tech. Inst.
30	Becker College
21	Belleville Area College
21	Belleville Campus-Belleville Area Col.
64	Bellevue Community College
38	Bemidji State University-Minnesota St. Univ. Sys.
37	Benton Harbor Campus-Western Michigan Univ.
42	Bergen Community College
13	Berkeley Campus-University of California
78	Berklee College of Music
78	Berkshire Community College-Massachusetts C. C. Sys.
31,	
78	
64	Big Bend Community College
53	Binghamton State University-SUNY
94	Bishop's University-Quebec
21	Black Hawk College
63	Black Hills State University-South Dakota Bd. of Reg. Sys.
67	Blackhawk Tech. College
42	Bloomfield College
60	Bloomsburg University of Pennsylvania
78	Blue Hills Community College-Massachusetts C. C. Sys.
57	Blue Mountain Community College
25	Boone Campus-Des Moines Area Comm. Col.
46	Borough of Manhattan Community College-CUNY
33	Boston Campus-Univ. of Massachusetts
33	Boston Campus-Wentworth Institute of Technology
121, 122	Boston University
137	Bowling Green State University
59	Boyce Campus-Comm. Col. of Allegheny County
122, 135	Bradford College
20	Brandon Learning Center-Hillsborough Comm. Col.
89	Brandon University-Mantoba
38	Brainerd Community College-Minnesota C. C. Sys.
19	Brevard Community College
32, 79	Bridgewater State College-Massachusetts State Colleges
62	Bristol Campus-Roger Williams College
31, 78	Bristol Community College-Massachusetts C. C. Sys.
91	Brock University-Ontario
53	Brookport State College-SUNY
46	Bronx Community College-CUNY
42, 128	Brookdale Community College
46	Brooklyn College-CUNY
53	Brooklyn Health Science Center-SUNY

Brooklyn-Pratt Institute	52
Brome Community College	46
Broward Community College	19
Bryant College	62
Bucks County Community College	58
Butalo State University-SUNY	53
Bunker Hill Community College-Massachusetts C. C. Sys.	31, 78
Burlington County College	42
Butler County Community College	27, 138
Butler University	134
Butte College	4
Cabrillo College	4
California Institute of the Arts	133
California State University System	4
California University of Pennsylvania	60
Calmar Campus-Northeast Iowa Technical Institute	26
Cambrian Community College-Ontario	91
Camden Campus-Rutgers State University of N.J.	85, 80, 44
Camden County College	42
Campion College-Univ. of Regina-Saskatchewan	95
Canada College-San Mateo County C. C. District	12
Canadore Community College-Ontario	91
Canton Agricultural & Technical College-SUNY	52
Cape Cod Community College-Massachusetts C. C. Sys.	31, 78
Carl Sandburg College	21
Carleton University-Ontario	91
Carroll Campus-Des Moines Area Comm. Col.	25
Carthage Extension Center-Carl Sandburg College	22
Cascade Campus-Portland Oregon Comm. Col.	57, 81
Castleton State College-Vermont State Colleges	63, 82
Catholic University of America Law School	121, 122, 133
Cattaraugus County Campus-Jamestown Comm. Col.	49
Cayuga County Community College	46
C.E. Campus-Univ. of Rhode Island	63
Centenary College for Women	137
Centennial Community College-Ontario	91
Center Campus-Macomb County Comm. Col.	35
Central Campus-Broward Comm. Col.	19
Central Campus-Palm Beach Comm. Col.	20
Central Campus-Seattle Comm. Col. District VI	65
Central Campus-Southern State Comm. Col.	56
Central Community College	40
Central Connecticut State College-Conn. State Univ. Sys.	17
Central Florida Community College	134
Central Islip Campus-New York Institute of Technology	50

29	Central Maine Technical College-Maine Tech. Col. Sys.
33	Central Michigan University
100	Central Ohio Technical College
57	Central Oregon Community College
54	Central State University
124	Central YMCA Community College
64, 74	Centralia College
11	Centre City Skills Center-San Diego C.C. System
7	Cerro Coso College-Kern Comm. Col. District
5	Chabot College
5	Chabot College-Las Positas Comm. Col. District
40, 100	Chadron State
5	Chafey Community College
57, 81	Chemeketa Community College
60	Cheney University of Pennsylvania
22, 72	Chicago State University-Illinois Bd. of Governors
4	Chico-California State University
71	Chinatown Community College Center-San Francisco C. C.
19	Chipola Junior College
67	Chippewa Falls Campus-Chippewa Valley Tech. College
67	Chippewa Valley Technical College
55, 102	Cincinnati Technical College
5	Citrus College
48	City Campus-Erie Comm. Col.
46	City College-CUNY
11	City College of San Francisco Comm. Col.
22, 128	City Colleges of Chicago
46	City University of New York
22	City-Wide College-City Colleges of Chicago
57	Clackamas Community College
11	Claremont Mesa Center-San Diego C. C. Adult Ed. Sys.
5	Claremont Colleges
5	Claremont McKenna College-Claremont Colleges
5	Claremont University Graduate School-Claremont Colleges
26	Clarinnda Campus-Iowa Western Comm. Col.
60	Clarton University of Pennsylvania
64	Clark College
66	Clarksston Center-Walla Walla Comm. Col.
57	Clatsop Community College
38	Clearwater Community College District-Minnesota C. C. Sys.
56	Clermont General & Technical College-Univ. of Cincinnati
25	Clinton Community College-Eastern Iowa C. C. District IX
47	Clinton Community College-New York
27	Cloud County Community College
133	Coachella Valley Community College
5, 77	Coast Community College District

5, 77	Coastline Community College-Coast Comm. Col. District
52	Cobleskill Agricultural & Technical College-SUNY
19	Cocoa Campus-Brevard Comm. Col.
27	Coffeyville Community College
28	Colby Community College
10	College of Alameda-Peralta Comm. Col. District
22	College of DuPage
52	College of Environ. Sci. & Forestry at Syracuse-SUNY
47	College of Insurance
22	College of Lake County
6	College of Marin
53	College of Optometry at New York City-SUNY
121, 122	College of Osteopathic Medicine
134	College of Saint Francis
122	College of Saint Rose
122	College of Saint Theresa
12	College of San Mateo-San Mateo County C. C. District
46	College of Staten Island-CUNY
71	College of the Canyons
6, 133	College of the Desert
6	College of the Redwoods
6	College of the Sequoias
15	Colorado Community College System
15	Colorado Northwestern College-colorado C. C. Sys.
124	Colorado Women's College
64	Columbia Basin Community College
15	Columbia College-Yosemite Comm. Col. District
47	Columbia Greene Community College
40	Columbus-Region 1-Central Comm. Col.
3	Community Campus-Pima Comm. Col.
11	Community College Centers-San Francisco Comm. Col.
58	Community College of Allegheny County
59	Community College of Beaver County
59, 82	Community College of Philadelphia
62	Community College of Rhode Island
477	Community College of the Finger Lakes
139	Community College of Vermont
71	Community College Skills Center-San Francisco Comm. Col.
6	Concordia University-Quebec
94	Conestoga Community College-Ontario
92	Confederation Community College-Ontario
92	Connecticut Community and Technical College System
16, 72	Connecticut State Community and Technical Col.
128	Connecticut State University System
17	

133	Connecticut Technical College
6	Contra Costa College-contr Costa Comm. Col. District
6	Contra Costa Community College District
47, 122	Cooper Union
3	Copper Basin Campus-Prince William Sound C. C.
61	Corapolis Campus-Robert Morris College
3	Cordova Campus-Prince William Sound C. C.
47, 80	Cornell University-ILR
137	Corning Community College
53	Cortland State College-SUNY
8	Cosumnes River College-Los Rios C. C. Sys.
121, 136	Cotley College
26	Council Bluffs Campus-Iowa Western Comm. Col.
42	County College of Morris
28	Cowley County Community College
10	Crafton Hills Community College-San Bernardino C. C.
27	Creston-Southwestern Comm. Col.
73	Crookston Campus-University of Minnesota
47	Culinary Institute of America
42	Cumberland County College
121, 122, 135	Curry College
55	Cuyahoga Community College District
7	Cuyamaca College-grossmont/Cuyamaca Comm. Col. District
9	Cypress College-North Orange County Comm. Col.
121, 122	Daemen College
63	Dakota State-South Dakota Bd. of Reg. Sys.
20	Dale Mabry Campus-Hillsborough Comm. Col.
90	Dalhousie University-Nova Scotia
22	Danville Area College
13	Davis Campus-University of California
39	Dawson Community College
122, 135	Dean Junior College
7	Deanza College-Foothill-Deanza Comm. Col. District
85	Dearborn Campus-University of Michigan
34	Dearborn Heights Campus-Henry Ford Comm. Col.
59	Delaware County Comm. Col.
18	Delaware State College
121	Delaware Technical & Community College
52	Delhi Agricultural & Technical College-SUNY
15	Denver-Auraria Community College-colorado Comm. Col. Sys.
25	Des Moines Area Community College
6	Desert Community College District
33	Detroit College of Business
124	Detroit Institute of Technology

6	Diablo Valley College-Contra Costa Comm. Col. District
74	District I Technical Institute
28	Dodge City Community College
4	Dominguez Hills-California State University
48	Dowling College
36	Downriver Region-Wayne County Comm. Col.
3	Downtown Campus-Pima Comm. Col.
36	Downtown Campus-Wayne County Comm. Col.
71	Downtown Community College Center-San Francisco C.C.
122	Drury College
121, 122	Duluth Campus-University of Minnesota
39, 73	Duquesne University Law School
122	Durham Community College-Ontario
92	Dutchess Community College
81	Dyke College
55	D'Youville College
48	
21	East Campus-Black Hawk Comm. Col.
3	East Campus-Pima Comm. Col.
33	East Coast Aero Technical School-Wentworth Inst. of Tech.
55	East Liverpool Regional Campus-Kent State Univ.
8	East Los Angeles College-Los Angeles Comm. Col. Sys.
72	East St. Louis Community College (See State C.C. of E. St. Louis)
72	East San Diego Campus Center-San Diego Comm. Col. Adult Ed. Sys.
11	East Stroudsburg University of Pennsylvania
60	Eastern Campus-Cuyahoga Comm. Col. District
55	Eastern Campus (Riverhead)-Suffolk County Comm. Col.
53	Eastern Campus-Wayne Co. Comm. Col.
36	Eastern Connecticut State College-State Univ. Sys.
17	Eastern Illinois University-Illinois Bd. of Governors
22, 72	Eastern Iowa Community College District IX
25	Eastern Maine Technical College-Maine Tech. Col. Sys.
29	Eastern Michigan University
33	Eastern Montana College
39	Eastern Oregon State College
138	Eastern Region-Wayne County Comm. Col.
36	Ecole Polytechnique-Quebec
94	Edinboro University of Pennsylvania
60	Edison Community College
19	Edison State College
55	Edmonds Community College
64, 74	Educational Cultural Complex Campus Center-San Diego Comm. Col. Adult Ed. Sys.
11	El Camino Community College
6	

44	Elizabeth-Union County College
51	Elizabethtown Campus-North Country Comm. Col.
40	Rikhorn Valley Campus-Metropolitan Tech. Comm. Col.
31	Emerson College
52	Empire State College-SUNY
31	Endicott College
48	Erle Community College
43	Essex County College
64	Everett Community College
12	Evergreen Valley College-San Jose C. C. District
122, 121	Fairleigh Dickinson University
92	Fanshawe Community College-Ontario
52	Farmingdale Agricultural & Technical Coll.-SUNY
48	Fashion Institute of Technology
6, 102	Feather River College
38	Fergus Falls Community College-Minnesota Comm. Col. Sys.
33, 101	Ferris State University
32, 79	Fitchburg State College-Massachusetts State Colleges
100	Flathead Valley Comm. Col.
85	Flint Campus-University of Michigan
19	Florida Agric. & Mech. University-Florida State Univ. System
19	Florida Atlantic University-Florida State Univ. Sys.
19	Florida International University-Florida State Univ. System
134	Florida Junior College
134	Florida Keys Community College
122, 121, 19	Florida Memorial College
19, 72	Florida State University System
20, 85	Florida State University-Florida State Univ. Sys.
39	Florissant Valley Campus-St. Louis Comm. Col. Inst.
68	Fond du Lac Campus-Moraine Park Tech. Inst.
7	Foothill College-Foothill-Deanza Comm. Col. District
7	Foothill-Deanza Community College District
137	Fordham University
48	Fordham University Law School
39	Forest Park Campus-St. Louis Comm. Col.
28	Fort Scott Community College (See Pierce College)
65, 74	Fort Steilacoom Campus-Pierce College
67	Fox Valley Technical Institute
67	Fox Valley Tech. Institute-Appleton
67	Fox Valley Tech. Institute-Oshkosh
32, 79	Framingham State College-Massachusetts State Colls.
42	Franklin Pierce College
53	Fredonia State College-SUNY

Institution Page No.

Fresno-California State Univ. 4

Fresno City College-State Comm. Col. District 13

Front Range Community College-Colorado Comm. Col. Sys. 15

Frontier Community College-Illinois Eastern Comm. Col. 23

Fullerton-California State Univ. 4

Fullerton College-North Orange County Comm. Col. 9

Fulton-Montgomery Community College 48

Garden City Community College 28

Garrett Heyns Educational Center-Centralia Col. 74

Gateway Technical College 67

Gateway Tech.-Elkhorn 67

Gateway Tech.-Kenosha 67

Gateway Tech.-Racine 67

Gavilan Community College 67

Geauga Regional Campus-Kent State Univ. 7

Genesee Community College 55

Genesee State College-SUNY 49

George Brown Community College-Ontario 53

Georgian Community College-Ontario 92

Germanatown Campus-Montgomery Col. 92

Glade Campus-Palm Beach Community College 30

Glassboro State College-New Jersey State Col. Sys. 20

Glendale Community College 43, 80

Glen Oaks Community College 7

Gloucester County College 34

Goddard College 43

Gogebic Community College 121

Golden West Community College-Coast Comm. Col. District 5, 77

Governors State University-Illinois Bd. of Governors 22, 72

Graduate School & University Center-CUNY 46

Graduate School of Biomedical Sciences-Univ. of Med. & Dent. of NJ 45

Grand Island-Region 2-Central Comm. Col. 40

Grand Rapids Campus-Western Michigan Univ. 37

Grand Rapids Junior College 34

Grand Valley State Colleges 135

Granite City Campus-Belleville Area College 21

Greater Hartford Community College-Conn. Comm. Col. Sys. 16

Greater New Haven State Tech. College-Conn. State Tech. Cols. 16

Green Bay Campus-Northeast Wisconsin Tech. Inst. 69

Green River Community College 64

Greenfield Community College-Massachusetts Comm. Col. Sys. 31, 78

Grossmont College-Grossmont/Cuyamaca Comm. Col. District 7

Grossmont/Cuyamaca Community College District 7

136	Hamline University
30	Harbor Campus-New Comm. Col. of Baltimore
11	Harbor View Campus Center-San Diego Comm. Col. Adult Ed. Sys.
17	Hartford Campus-Univ. of Connecticut
16	Hartford State Technical College-Conn. State Tech. Col.
7	Hartnell Community College
5	Harvey Mudd College-Claremont Colls.
40	Hastings-Region 3-Central Comm. Col.
21	Hawaii Community College
26	Hawkeye Institute of Technology
4	Hayward-California State Univ.
92	Hearst University-Ontario
34	Henry Ford Community College
49	Herkimer County Community College
37	Hibbing Community College-Minnesota Comm. Col. Sys.
22	Highland Community College
36	Highland Lakes Campus-Oakland Comm. Col.
34	Highland Park Community College
64	Highline Community College
20	Hillsborough Community College
21	Hilo Campus/Hawaii Community College-Univ. of Hawaii
55	Hocking Technical College
49	Hofstra University
135	Holyoke Community College-Mass. Comm. Col. Sys. 31, 78,
21	Honolulu Community College-Univ. of Hawaii
46	Hostos Community College-CUNY
16	Housatonic Regional Community College-Conn. Comm. Col. Sys. 43,
128	Hudson County Community College
49	Hudson Valley Community College
92	Humber Community College-Ontario
4	Humboldt State University-California State Univ.
46	Hunter College-CUNY
28	Hutchinson Community College
128	Illinois Board of Governors 22,
23	Illinois Central College
23	Illinois Eastern Community Colleges
134	Illinois State University
23	Illinois Valley Community College
133	Imperial Valley College 7,
28	Independence Community College
20	Indian River Community College
6	Indian Valley Campus-College of Marin
60	Indiana University of Pennsylvania
94	Institut Armand Frappier-Quebec
94	Institut National de la Recherche Scientifique-Quebec

INDEX (cont.)

Institution	Page No.
Institute of Technology at Utica/Rome	52
Inver Hills Community College-Minnesota Comm. Col. Sys.	38
Iowa Central Community College	26
Iowa Lakes Community College	26
Iowa Western Community College	26
Irvine Campus-University of California	13
Irving Valley College-Saddleback Comm. Col. District	10
Itasca Community College-Minnesota Comm. Col. Sys.	37
Ithaca College	121, 122, 137
Jackson Community College	34
Jacksonville University	133
Jamestown Campus-Jamestown Comm. Col.	49
Jamestown College	121
Jamestown Community College	49
Jefferson Community College	49
Jefferson Technical College	55
Jersey City State College-New Jersey State Col. Sys.	43, 80
John A. Logan College	23
John Adams Community Center-San Francisco Comm. Col.	71
John Jay College of Criminal Justice-CUNY	46
John O'Connell Comm. Col. Center-San Francisco Comm. Col.	71
Johnson County Community College	28
Johnson State College-Vermont State College	63, 82
Joliet Junior College	23
Kalamazoo (Main) Campus-Western Michigan Univ.	37
Kalamazoo Valley Community College	34
Kankakee Community College	23
Kansas City Kansas Community College	28
Kapiolani Community College-Univ. of Hawaii	21
Kaskaskia College	23
Kauai Community College-Univ. of Hawaii	21
Kean College of New Jersey-New Jersey State Col. Sys.	43, 80
Kearney State College-Nebraska State Col.	73
Kearny Mesa Campus Center-San Diego Comm. Col. Adult Ed. Sys.	11
Keene State College	42
Kellogg Community College	34
Kendall College of Art and Design	34, 122
Kennebec Valley Tech. College-Maine Tech. Col. Sys.	29
Kennedy-King College-city colleges of Chicago	22
Kent State University	55, 74
Kentfield Campus-College of Marin	6
Kern Community College District	7
Kerney Center-Mercer County Comm. Col.	73
King's College	138

92	King's College-Ontario
13	Kings River Community College-St. Center Comm. Col. District
46	Kingsborough Community College-CUNY
63	Kingston Campus-Univ. of Rhode Island
26	Kirkwood Community College
34	Kirtland Community College
23	Kishwaukee Community College
60	Kutztown University of Pennsylvania
92	La Cite Collegiate-Ontario
28	Labette Community College
31	Laboure College
59	Lackawanna Junior College
46	Lacuardia Community College-CUNY
23	Lake Land College
35	Lake Superior State University
92	Lakehead University-Ontario
55	Lakeland Community College
67	Lakeshore Technical College
38	Lakewood Community College-Minnesota Comm. Col. Sys.
15	Lamar Community College-Colorado Comm. Col. Sys.
92	Lambton Community College-Ontario
57	Lane Community College
10	Laney College-Peralta Comm. Col. District
37	Lansing Campus-Western Michigan Univ.
121, 121	Lansing Community College
5	Las Positas College
135	Lasell Junior College
8	Lassen Community College
92	Laurentian University-Ontario
135	Lawrence Institute of Technology
21	Leeward Community College
59	Lehigh County Community College
46	Lehman College-CUNY
30	Leicester College-Becker College
122, 122	Lewis and Clark Community College
121, 122	Lewis University
8	Liberal Arts Campus-Long Beach City College
30	Liberty Campus-New Comm. Col. of Baltimore
62	Lincoln Campus-Comm. Col. of Rhode Island
41	Lincoln Campus-Southeast Comm. Col.
23	Lincoln Trail College-Illinois Eastern Comm. Col.
59	Lincoln University
57	Linn-Benton Community College
122	Livingstone College
60	Lock Haven University of Pennsylvania

Institution

Page No.

4	Long Beach California State Univ.
8	Long Beach City College
8	Long Island Campus-Cornell University IIR
46, 80	Long Island University-Brooklyn
49, 122	Long Island University-College of Pharmacy
49, 122	Long Island University-C.W. Post
49, 81, 122	Long Island University-Southampton Center
50, 122	The Loop College-City Cols. of Chicago (See Washington Col.)
21	Loretto Heights College
122, 124	Los Angeles-California State Univ.
4	Los Angeles Campus-Univ. of California
14	Los Angeles City College-Los Angeles Comm. Col. Sys.
8	Los Angeles Community College System
8	Los Angeles Harbor College-Los Angeles Comm. Col. Sys.
8	Los Angeles Mission College-Los Angeles Comm. Col. Sys.
8	Los Angeles Pierce College-Los Angeles Comm. Col. Sys.
8	Los Angeles Southwest College-Los Angeles Comm. Col. Sys.
8	Los Angeles Trade-Tech. College-Los Angeles Comm. Col. Sys.
8	Los Angeles Valley College-Los Angeles Comm. Col. Sys.
6	Los Medanos College-Contr Costa Comm. Col. District
8	Los Rios Community College System
8	Lower Columbia College
65	Loyalist Community College-Ontario
92	Luther College-Univ. of Regina-Saskatchewan
95	Luzerne County Community College
59	Lyndon State College-Vermont State Col.
82, 63,	
35	Macomb County Community College
68	Madison Area Technical College-Commercial Ave.
68	Madison Area Technical College-Downtown
68	Madison Area Technical College-Fort Atkinson
68	Madison Area Technical College-Madison
68	Madison Area Technical College-Portage
68	Madison Area Technical College-Reedsburg
68	Madison Area Technical College-Watertown
67	Madison Area Vocational & Technical College
22	Main Campus-Carl Sandburg College
44	Main Campus-Cranford-Union County Col.
34	Main Campus-Henry Ford Comm. Col.
55	Main Campus-Kent State Univ.
29	Main Campus-Labelte Comm. Col.
40	Main Campus-Metropolitan Comm. Col.
60	Main Campus-Penn Col. of Tech.
66	Main Campus-Walla Walla Comm. Col.
69	Main Campus-Wausau-North Central Tech. Inst.
66	Main Campus-Wenatchee Valley Col.

135	Maine Maritime Academy
29	Maine Technical College System
22	Malcolm X College-City Cols. of Chicago
51	Malone Campus-North Country Comm. Col.
16	Manchester Community College-Connecticut Comm. Col. Sys.
137	Manhattan College
38	Mankato State University-Minnesota State Univ. Sys.
21	Manoa Campus-Univ. of Hawaii
60	Mansfield University of Pennsylvania
71	Marin Community College (See College of Marin)
69	Marquette Campus-Northeast Wisconsin Tech. Inst.
53	Maritime College at Fort Schuyler-SUNY
68	Marshfield Campus-Mid-State Tech. Col.
50	Marymount College
122	Marymount College of Virginia
121	Marymount University
31, 78	Massachusetts Bay Community College-Mass. Comm. Col. Sys.
32, 79	Massachusetts College of Art-Mass. St. Cols.
31, 72, 78	Massachusetts Community College System
32, 79, 135	Massachusetts Maritime Academy-Mass. St. Cols.
32, 72, 79, 128	Massachusetts State Colleges
31, 78	Massasoit Community College-Mass. Comm. Col. Sys.
16	Mattatuck Community College-Connecticut Comm. Col. Sys.
21	Mau'i Community College-Univ. of Hawaii
40	McCook Campus-Mid-Plains Tech. Comm. Col. Area
24	McHenry County College
46	Medgar Evers College-CUNY
19	Melbourne Campus-Brevard Comm. Col.
90	Memorial University-Newfoundland
8, 133	Mendocino College
67	Menomonee Falls Campus-Chippewa Valley Tech. Col.
69	Menomonee Falls Campus-Waukesha County Tech. Col.
39	Meramec Campus-St. Louis Comm. Col.
9	Merced College
43, 128	Merced County Community College
36, 73, 101	Mercy College of the Univ. of Detroit
135	Merrimack College
10	Merritt College-Perata Comm. Col. District
38	Mesabi Community College-Minnesota Comm. Col. Sys.
55	Metropolitan Campus-Cuyahoga Comm. Col. District
38	Metropolitan State University-Minnesota State Univ. Sys.
40	Metropolitan Community College
134	Miami Dade Junior College
137	Miami University
135	Michigan State University
7	Middlefield College-Foothill-DeAnza Comm. Col. District

INDEX (Cont.)

Institution

Page No.

Middlesex Community College-Connecticut Comm. Col. Sys.	16
Middlesex Community College-Massachusetts Comm. Col. Sys.	31, 78
Middlesex County College	43
Midway Campus Center-San Diego Comm. Col. Adult Ed. Sys.	11
Mid-Michigan Community College	35
Mid-Plains Technical Community College Area	40
Mid-State Technical College	68
Miles Community College	39
Milford Campus-Southeast Comm. Col.	41
Millersville University of Pennsylvania	60
Milton College	122, 124
Milwaukee Area Technical College	68
Milwaukee Campus-Milwaukee Area Tech. Col.	68
Minneapolis Community College-Minnesota Comm. Col. Sys.	38
Minnesota Community College System	37
Minnesota State University System	38, 101
Mira Mesa Campus Center-San Diego Comm. Col. Adult Ed. Sys.	11
Mission College-West Valley Mission Comm. Col. District	15
Mission Community College Center-San Francisco Comm. Col.	71
Mitchell College	17
Modesto Junior College-Yosemite Comm. Col. District	15
Mohawk Community College-Ontario	93
Mohawk Valley Community College	50
Mohegan Community College-Connecticut Comm. Col. Sys.	16
Monmouth College	43
Monroe Community College	50
Monroe County Community College	35
Montana State University	135
Montcalm Community College	35
Montclair State College-New Jersey State Col. Sys.	43, 80
Montefiore Hospital/Medical Center-N.Y.	122, 137
Monterey Peninsula Community College	9
Montgomery County Community College	30
Moore College of Art and Design	59
Moorhead State University-Minnesota State Univ. Sys.	38
Moorpark College-Ventura County Comm. Col. District	14
Moraine Park Technical College	68
Moraine Valley Community College	24
Morgan Community College-Colorado Comm. Col. Sys.	15
Morris Campus-Univ. of Minnesota	73
Morrisville Agricultural & Technical College-SUNY	52
Morton College	24
Mott Community College	35
Mount Allison University-New Brunswick	89, 122
Mount Hood Community College	57, 81

Institution Page No.

9	Mount San Antonio college
9	Mount San Jacinto college
90	Mount St. Vincent University-Nova Scotia
65	Mount Vernon campus-Skagit Valley college
121, 122	Mount Vernon college
78	Mount Wachusett Community college-Mass. Comm. Col. Sys.
31, 78	Mount Wachusett Community college-Eastern Iowa Comm. Col. Dist. IX
25	Muscatin Community college-Eastern Iowa Comm. Col. Dist. IX
37	Muskegon campus-Western Michigan Univ.
35	Muskegon Community college
9	Napa Valley college
63	Narragansett Bay campus-Univ. of Rhode Island
50, 81	Nassau Community college
122, 124	Nasson college
136	Nathaniel Hawthorne college
136	National college of Business
11	Navajo campus Center-San Diego Comm. Col. Adult Ed. Sys.
41	Nebraska state colleges
44, 80, 85	New Brunswick campus-Rutgers state Univ. of NJ
30	New Community college of Baltimore
121	New England college
135	New England Conservatory of Music
45	New Jersey Dental School
43	New Jersey Institute of Technology
45	New Jersey Medical School
45	New Jersey School of Osteopathic Medicine
43, 80	New Jersey state college system
53	New Patz state college-SUNY
69	New Richmond campus-Wisconsin Indianhead VTAE District
47, 80	New York City campus-Cornell University IIR
51	New York City campus-New York Inst. of Tech.
46	New York City Technical college-CUNY
50	New York Institute of Technology
137, 137	New York Medical college
137	New York University
51	New York University Law School
43	Newark campus-Essex county Col.
44, 80, 85	Newark campus-Rutgers state Univ. of New Jersey
93	Niagara Community college-Ontario
51	Niagara County Community college
51	Niagara University
100	Norfolk Community college
38	Normandale Community college-Minnesota Comm. Col. Sys.
32, 79	North Adams State college-Massachusetts St. Cols.
19	North campus-Broward Comm. Col.
59	North campus-Comm. Col. of Allegheny County

48	North Campus-Erie Comm. Col.
26	North Campus-Iowa Lakes Comm. Col.
68	North Campus-Milwaukee Area Tech. Col.
20	North Campus-Palm Beach Comm. Col.
60	North Campus-Penn. Col. of Tech.
65	North Campus-Seattle Comm. Col. District VI
27	North Campus-Southeastern Comm. Col.
56	North Campus-Southern State Comm. Col.
66	North Campus-Wenatchee Valley Col.
35	North Central Michigan College
68	North Central Technical College
51	North Country Community College
38	North Hennepin Community College-Minnesota Comm. Col. Sys.
9, 133	North Orange County Community College
40	North Platte Campus-Mid-Plains Tech. Comm. Col. Area
31, 78	North Shore Community College-Mass. Comm. Col. Sys.
11	North Shores Campus Center-San Diego
60	Comm. Col. Adult Ed. Sys.
41, 100	Northampton Community College
26	Northeast Iowa Tech. Institute (Area 1)
69	Northeast Wisconsin Tech. College
23, 72	Northeastern Illinois University-III. Bd. of Governors
15	Northeastern Junior College-Colorado Comm. Col. Sys.
135	Northeastern University
93	Northern Essex Community College-Mass. Comm. Col. Sys.
31, 79	Northern Illinois University
134	Northern Maine Technical College-Maine Tech. Col. Sys.
29	Northern Michigan University
35, 79, 136	Northern Montana College
39	Northern State University-South Dakota Bd. of Reg. Sys.
63	Northern State University-South Dakota Bd. of Reg. Sys.
69, 139	Northern State University-South Dakota Bd. of Reg. Sys.
38	Northern State University-South Dakota Bd. of Reg. Sys.
4	Northeast Iowa Technical College (Area IV)
26	Northeast Technical College
56	Northern Connecticut Community College
16	Northern Connecticut Community College
37	Northern Connecticut Community College
16	Northern Connecticut Community College
17	Norwalk State Technical College-Connecticut State Tech. Col.
90	Nova Scotia College of Art and Design
36	Oakland Community College
36	Oakland University
24, 77	Oakton Community College

Page No. Institution

137	Oberlin College
44	Ocean County College
121, 122	Ohio Northern University
137	Ohio University
9	Ohlone College
134	Okaloosa-Walton Junior College
51	Old Westbury-New York Inst. of Tech.
53	Old Westbury State College-SUNY
22	Olive-Harvey College-city cols. of Chicago
23	Olny Central College-Illinois Eastern Comm. Col.
65	Olympic College
53	Oneonta State College-SUNY
51, 128	Onondaga Community College
93	Ontario Institute for Studies in Education
5, 77	Orange Coast Comm. College-coast Comm. Col. District
51, 128	Orange County Community College
36	Orchard Ridge campus-Oakland Comm. Col.
138	Oregon College of Education
138	Oregon Institute of Technology
138	Oregon State University
29	Oswego Campus-Labette Comm. Col.
53	Oswego State College-SUNY
15	Otero Community College-colorado Comm. Col. Sys.
56	Owens Technical College
14	Oxnard College-Ventura County Comm. Col. District
137	Pace University
8	Pacific Coast Campus-Long Beach City Col.
19	Palm Bay Center-Brevard Comm. Col.
20	Palm Beach Community College
9	Palo Verde Community College
39	Park College
24	Parkland College
122, 137	Parsons School of Design
9, 133	Pasadena City College
44	Passaic County Community College
137	Paul Smith College
65	Peninsula College
60	Pennsylvania College of Technology
60	Pennsylvania State System of Higher Education
138	Pennsylvania State University
20, 134	Pensacola Junior College
26	Peosta Campus-Northeast Iowa Tech. Inst.
9	Peralta Community College District
41	Peru State College-Nebraska State Col.
69	Pewaukee (Main Campus)-Waukesha County Tech. Inst.

61	Philadelphia campus-Temple Univ.
138	Philadelphia college of Art
65	Pierce College
15	Pikes Peak Community College-colorado Comm. Col. Sys.
3	Pima Community College
29	Pittsburg State University
61	Pittsburg campus-Robert Morris Col.
5	Pitzer College-claremont cols.
45	Plainfield Campus-Union County Col.
20	Plant City Campus-Hillsborough Comm. Col.
53	Plattsburgh State College-SUNY
132	Plymouth campus-Univ. Sys. of New Hampshire
138	Point Park College
134	Polk Community College
121, 122	Polytechnic Institute of New York
4	Pomona California State Polytechnic University-CSU
5	Pomona College-claremont Col.
7	Porterville College-Kern Comm. Col. District
81	Portland Community College
57, 81	Portland State University
81	Post College
17	Potsdam State College-SUNY
53	Prairie State College
24	Pratt Community College
29	Pratt Institute
51, 123	Pratt Manhattan Center-Pratt Inst.
52	Prince William Sound Community College
3	Providence Branch-Roger Williams Col.
62	Providence Campus-Comm. Col. of Rhode Island
62	Pueblo Community College-colorado Comm. Col. Sys.
16	Puerto Rico Junior College
123	Purchase State College-SUNY
53	Puyallup campus-Pierce College
65	Quad Campus-Black Hawk Comm. Col.
21	Queens Campus-St. John's Univ.
52	Queens College-CUNY
46	Queensborough Community College-CUNY
46	Quincy Community College
79	Quinebaug Valley Community College-Conn. Comm. Col. Sys.
16	Quinnipiac College
17	Quinsigamond Community College-Mass. Comm. Col. Sys. 31, 79, 135
38	Rainy River Community College-Minn. Comm. Col. Sys.
80	Ramapo College of New Jersey-New Jersey State Col. Sys.
43, 80	Rancho Santiago Community College District
10, 77	

139	Randolph-Macon College
44	Raritan Valley Community College
56	Raymond Walters College
61	Reading Area Community College
21	Red Bud Campus-Belleville Area Col.
27	Red Oak-Southwestern Comm. Col.
16	Red Rocks Community College-Colorado Comm. Col. Sys.
16	Regis College
24	Rend Lake College
137	Rensselaer Polytechnic Institute
62	Rhode Island College
138	Rhode Island School of Design
70	Rice Lake Campus-Wisconsin Indianhead VTAE District
22	Richard J. Daley College-City Cols. of Chicago
135	Ricker College
44	Rider College
123	Rio Grande College
10	Rio Hondo Community College
67	River Falls Campus-Chippewa Valley Tech. Col.
14	Riverside Campus-Univ. of California
10	Riverside Community College District
61	Robert Morris College
	Robert Wood Johnson Medical School-Univ. of Med. & Dent. of New Jersey
45	Rochester Community College-Minnesota Comm. Col. Sys.
38	Rock Creek Campus-Portland Comm. Col.
57, 81	Rockland Community College
52	Rockville Campus-Montgomery Col.
30	Roger Williams College
58	Rogue Community College
50	Rome Campus-Mohawk Valley Comm. Col.
137	Rosary Hill College
74	Ross Island Center-Portland Comm. Col.
74	Roxbury Community College-Massachusetts Comm. Col. Sys.
31, 79	Rutgers Medical School (See Robert Wood Johnson Medical School)
73	Rutgers State University of New Jersey
44, 80, 85, 121	Ryerson Polytechnical Institute-Ontario
93	Sacramento-California State Univ.
4	Sacramento City College-Los Rios Comm. Col. Sys.
8	Saddleback College-Saddleback Comm. Col. District
10	Saddleback Community College District
10	Saginaw Valley State University
36	Saint-Boniface-Manitoba
89	Saint Cloud State University-Minnesota State Univ. Sys.
38	

123	saint Joseph college-Maine
137	saint Joseph's college-New York
20	saint Leo college
39	saint Louis community college
90	saint-Louis Maillet-New Brunswick
91	saint Mary's University-Nova Scotia
136	saint Theresa college
44	salem community college
121, 123	salem Regional Campus-Kent State Univ.
55	salem State college-Massachusetts State cols.
32, 79	san Bernardino-California State Univ.
4	san Bernardino community college District
10	san Bernardino Valley college-san Bernardino Comm. Col.
10	san Diego Campus-Univ. of California
14	san Diego City college-san Diego Comm. cols.
11	san Diego community college Adult Ed. Sys.
11	san Diego Comm. Col. Naval Tech. Training
100	san Diego Community colleges
11	san Diego Mesa college-san Diego Comm. cols.
11	san Diego Miramar college-san Diego Comm. cols.
11	san Diego State University-California State Univ.
4	san Francisco Art Institute
11	san Francisco Campus-Univ. of California
14	san Francisco Community college
11	san Francisco State University-California State Univ.
4	san Joaquin Delta college
12	san Jose City college-san Jose Evergreen Comm. Col. District
12	san Jose Evergreen Community college District
4	san Jose State University-California State Univ.
4	san Luis Obispo-California State Polytechnic Univ.-CSU
4	san Marcos-California State Univ.
12	san Mateo County Community college District
13	san Ysidro Education Center-southwestern Comm. Col. Dist.
24	sangamon State University
14	santa Barbara Campus-Univ. of California
14	santa Barbara City college
12	santa Clarita Community college District
71	santa Cruz Campus-Univ. of California
14	santa Fe Community college
134	santa Monica Community college
12	santa Rosa Junior college
12, 71, 102	saranac Lake Campus-North Country Comm. Col.
51	satellite-Antigo Campus-North Central Tech. Inst.
69	sauk Valley college
24	sault Community college-Ontario
93	

52, 128	Schenectady County Community College
36	Schoolcraft College
45	School of Osteopathic Medicine-Univ. of Med. & Dent. of New Jersey
45	Scotch Plains Campus-Union County Col.
45	Scott Community College-Eastern Iowa Comm. Col.
25	District IX
41	Scottsbluff Campus-Western Nebraska Comm. Col.
5	Scrpps College-Claremont Col.
34	Searle Tech. Campus Center
65	Seattle Community College District VI
123, 139	Seattle University
54	Selden Campus-Suffolk County Comm. Col.
93	Seneca Community College-Ontario
121, 123	Seton Hall University
138	Seton Hill College
13	Shasta College
124	Shaw College at Detroit
24	Shawnee Community College
56	Shawnee State University
93	Sheridan Community College-Ontario
90	Shippan-New Brunswick
60	Shippensburg University of Pennsylvania
65	Shoreline Community College
65	Sidney Campus-Western Nebraska Comm. Col.
13	Sierra Joint Community College District
97	Simon Fraser University
32, 123	Simon's Rock of Bard College
93	Sir Sandford Fleming Community College-Ontario
65	Skagit Valley College
12	Skyline College-San Mateo County Comm. Col. District
60	Slippery Rock University of Pennsylvania
13	Solano Community College
73, 137	Somerset County College (See Raritan Valley C. C.)
4	Sonoma State University-California State Univ.
19	South Campus-Broward Comm. Col.
59	South Campus-Comm. Col. of Allegheny County
48	South Campus-Erie Comm. Col.
26	South Campus-Iowa Lakes Comm. Col.
35	South Campus-Macomb County Comm. Col.
40	South Campus-Metropolitan Comm. Col.
68	South Campus-Milwaukee Area Tech. Col.
20	South Campus-Palm Beach Comm. Col.
65	South Campus-Seattle Comm. Col. District VI
27	South Campus-Southeastern Comm. Col.
56	South Campus-Southern State Comm. Col.

16	South Central Community College
63	South Dakota Board of Regents System
63	South Dakota School of Mines & Technology
63	South Dakota State University
66, 74	South Puget Sound Community College
24	South Suburban College
24	Southwest Campus-Oakland Comm. Col.
36	Southwest Center-Portland Comm. Col.
74	Southwest Community College
41	Southwest Campus-Univ. of Connecticut
17	Southwest Community College
26	Southwest Community College
24	Southwest Illinois College
32, 79	Southwest Massachusetts University
17	Southwest Connecticut State Col.-Conn. State Univ. Sys.
134	Southwest Illinois University-Carbondale
134	Southwest Illinois University-Edwardsville
29	Southwest Maine Technical College-Maine Tech. Col. Sys.
58, 123	Southwest Oregon State College
56	Southwest State Community College
38	Southwest State University-Minnesota State Univ. Sys.
69	Southwest Wisconsin Technical College
13	Southwest College-Southwest Comm. Col. District
27	Southwest Community College
13	Southwest Community College District
121	Southwest Michigan College
58	Southwest Oregon Community College
66	Spokane Community College
66	Spokane Comm. Col.-Wash. St. Comm. Col. Dist. XVII
66	Spokane Falls Comm. Col.-Wash. St. Comm. Col. Dist. XVII
25	Spoon River College
61	Spring Garden College
135	Springfield Technical Community College-Massachusetts
31, 79,	Comm. Col. Sys.
93	St. Clair Community College-Ontario
36	St. Clair County Community College
90	St. Francis Xavier University-Nova Scotia
46	St. George's Campus-College of Staten Island-CUNY
52	St. John's University
93	St. Lawrence Community College-Ontario
134	St. Petersburg Junior College
95	St. Thomas More College-Saskatchewan
134	St. Thomas University
89	St. Thomas University-New Brunswick
74	Stadium Center-Portland Comm. Col.
18	Stamford Campus-Univ. of Connecticut
4	Stanislaus-California State Univ.

55	Stark County Regional Campus-Kent State Univ.
13	State Center Community College District
25, 72	State Community College of East St. Louis
52	State University of New York (SUNY)
52	Staten Island Campus-St. John's Univ.
121, 123, 136	Stephens College
123	Stephens Institute/Academy of Art College
121, 123	Stevens Institute of Technology
68	Stevens Point Campus-Mid-State Tech. Col.
43, 80	Stockton State College-New Jersey State Col. Sys.
53	Stony Brook Health & Science Center-SUNY
53	Stony Brook State University-SUNY
18	Storrs Campus-Univ. of Connecticut
69	Sturgeon Bay Campus-Northeast Wisconsin Tech. Inst.
53, 128	Suffolk County Community College
54	Sullivan County Community College
46	Sunnyside Campus-Col. of Staten Island-CUNY
7	Sunysale College-Foothill-Deanza Comm. Col. District
70	Superior Campus-Wisconsin Indianhead VTA&E District
57, 81	Sylvania Campus-Portland Comm. Col.
53	Syracuse Health Science Center-SUNY
137	Syracuse University
66	Tacoma Community College
13	Taft College
30	Takoma Park Campus-Montgomery College
54	Taylor Business Institute
91	Technical University of Nova Scotia
61	Temple University
61	Temple University Law School
56, 100	Terra Technical College
17	Thames Valley State Technical School-Conn. State Tech. Colleges
121, 123	Thiel College
43, 80	Thomas A. Edison State College-New Jersey State College System
51	Ticonderoga Campus-North Country Comm. Col.
19	Titusville Campus-Brevard Comm. Col.
54	Thompkins-Cortland Community College
72	Thornton Community College
18	Torrington Campus-Univ. of Connecticut
30	Towson State University
58, 138	Treasure Valley Community College
93	Trent University-Ontario
44, 80	Trenton State College-New Jersey State Col. Sys.
16	Trinidad State Junior College-Colorado Comm. Col. Sys.

Page No.

Institution

INDEX (cont.)

Institution

Page No.

25	Triton College
54	Trocadre College
22	Truman College-city cols. of Chicago
55	Trumbull Regional Campus-Kent State Univ.
16	Tunxis Community College-Connecticut Comm. Col. Sys.
55	Tuscarawas Regional Campus-Kent State Univ.
55	Tusculum College
138	Twin Cities Campus-Univ. of Minnesota
73	Tyler School of Art Campus-Temple Univ.
61	Uster County Community College
128	Umpqua Community College
138	Union County College
44, 73	University de Moncton-New Brunswick
89	University de Montreal-Quebec
94	University de Sherbrooke-Quebec
95	University du Quebec a Chicoutimi
94	University du Quebec a Hull
95	University du Quebec a Montreal
95	University du Quebec a Rimouski
95	University du Quebec a Trois-Rivieres
95	University du Quebec dans l'Ouest
95	Universite Laval-Quebec
94	Universite Sainte-Anne-Nova Scotia
91	University Central De Bayamon
123	University College-Univ. of Cincinnati
56	University College of Cape Breton-Nova Scotia
91	University of Alaska
123, 133	University of Alberta
89	University of Albuquerque
121, 123	University of Athabasca-Alberta
89	University of Bridgport
17	University of British Columbia
97	University of Calgary-Alberta
89	University of California
13	University of California-Berkeley
133	University of California-Los Angeles
133	University of California-Professional Scientists & Engineers of the Lawrence Livermore National Labs
133	University of California-Santa Cruz
72	University of Central Florida-Florida State Univ. Sys.
20	University of Cincinnati
56	University of Colorado
133	University of Connecticut
17	University of Delaware
18	University of Detroit
36, 73, 101, 136	

Institution Page No.

18	University of the District of Columbia
121, 123	University of Dubuque
121	University of Dubuque Seminary
134	University of Evansville
85	University of Florida-Florida State Univ. Sys.
20, 134	University of Florida-Gainesville
134	University of Florida-Institute of Food & Agricultural Science
70	University of Guam
97	University of Guelph
21	University of Hawaii
135	University of Kansas
89	University of Lethbridge-Alberta
32	University of Lowell
28, 78	University of Maine
29, 78	University of Maine-System
29, 78	University of Maine-Augusta
29, 78	University of Maine-Farmington
29, 78	University of Maine-Fort Kent
29, 78	University of Maine-Machias
29, 78	University of Maine-Presque Isle
89	University of Manitoba
32, 72	University of Massachusetts
45	University of Medicine & Dentistry of New Jersey
134	University of Miami-Coral Gables
85	University of Michigan Teaching Assistants
38, 73, 136	University of Minnesota
40, 135	University of Montana
136	University of Nebraska College of Dentistry
41	University of Nebraska-Kearney
136	University of Nebraska-Lincoln
41	University of Nebraska-Omaha
90	University of New Brunswick
42, 100	University of New Hampshire
121, 123	University of New Haven
20	University of North Florida-Florida State Univ. Sys.
27	University of Northern Iowa
86, 138	University of Oregon
94	University of Ottawa-Ontario
138, 138	University of Pittsburgh
138	University of Pittsburgh Health Professional Schools
138	University of Pittsburgh Law School
61	University of Pittsburgh Medical School
138	University of Pittsburgh-Provost Unit
97	University of Prince Edward Island

95	University of Regina-Saskatchewan
62	University of Rhode Island
56	University of Rio Grande
14, 77	University of San Francisco
133	University of San Francisco-Col. of Professional Studies
14	University of San Francisco Law School
95	University of Saskatchewan
61	University of Scranton
63	University of South Dakota
124	University of South Dakota-Springfield
85	University of South Florida-Florida State Univ. Sys.
20, 78	University of Southern Maine-Univ. of Maine Sys.
29, 78	University of Toledo
137	University of Toronto
97	University of Vermont
139	University of West Florida-Florida State Univ. Sys.
20	University of Windsor-Ontario
94	University of Winnipeg-Mantoba
89	University of Wisconsin-Madison Teaching Assistants
86	University System of New Hampshire
136	Urban Campus-Des Moines Area Comm. Col.
25	U.S. Coast Guard Academy
17	U.S. Merchant Marine Academy
54	Utica Campus-Mohawk Valley Comm. Col.
50	Utica College of Syracuse University
3	Valdez Campus-Prince William Sound Comm. Col. District
14	Ventura College-Ventura County Comm. Col. District
14	Ventura County Community College District
38	Vermilion Community College-Minnesota Comm. Col. Sys.
82, 82	Vermont State Colleges
63, 82	Vermont Technical College-Vermont State Colls.
14	Victor Valley College
137	Villa Maria College
138	Villanova University
123, 138	Vista College-Peralta Comm. Col. District
10	W. Alton Jones Campus-Univ. of Rhode Island
63	WA St. Penitentiary Campus-Walla Walla Comm. Col.
66	Wabash Valley College-Illinois Eastern Comm. Col.
23	Wagner College
121, 123	Walla Walla Community College
66	Warwick Campus-Comm. Col. of Rhode Island
62	Waseca Campus-Univ. of Minnesota
39, 73	Washington College-City Colleges of Chicago
22	Washington County Tech. College-Maine Tech. Col. Sys.
29	

66	Washington State Comm. Col. Dist. XVII
36	Washstenaw Community College
18	Waterbury Campus-Univ. of Connecticut
17	Waterbury State Tech. College-Conn. State Comm. Tech. Cols.
25	Waubensee Community College
69	Waukesha Campus-Waukesha County Tech. Col.
69	Waukesha County Technical College
138	Waynesburg College
36, 128	Wayne County Community College
41	Wayne State College-Nebraska State Cols.
37	Wayne State University
66	Wenatchee Valley College
33	Wentworth Institute of Technology
133	Wesleyan University
68	West Bend Campus-Moraine Park Tech. Inst.
43	West Caldwell Campus-Essex County Col.
68	West Campus-Milwaukee Area Tech. Col.
3	West Campus-Pima Comm. Col.
60	West Chester University of Pennsylvania
14	West Hills College
8	West Los Angeles College-Los Angeles Comm. Col. Sys.
21	West Oahu College-Univ. of Hawaii
37	West Shore Community College
15	West Valley College-West Valley Mission Comm. Col. District
14	West Valley Mission Community College District
54	Westchester Community College
80	Westchester/Rockland Campus-Cornell Univ. IIR
46,	Western Campus-Cuyahoga Comm. Col. District
55	Western Campus (Brentwood)-Suffolk County Comm. Col.
54	Western Campus-Wayne County Comm. Col.
37	Western Connecticut State College-Conn. State Univ. Sys.
17	Western Illinois University-Illinois Bd. of Governors
23,	Western Iowa Tech Community College
27	Western Michigan University
40	Western Montana College
41	Western Nebraska Community College
58	Western Oregon State College
58	Western States Chiropractic College
69	Western Wisconsin Technical Institute
32, 79	Westfield State College-Massachusetts State Cols.
62	Westmoreland County Community College
66	Whatcom Community College
65	Whidbey Campus-Skagit Valley College
123	Wichita State University
56, 123	Wilberforce University
94	Wilfrid Laurier University-Ontario

74	Williamsport Area Community College (See Pennsylvania College of Technology)
	William Paterson College of New Jersey-New Jersey State College System
44, 80	William Rainey Harper College
25, 128, 134	Willmar Community College-Minnesota Comm. Col. Sys.
38	Wilson College
138	Windward Community College-Univ. of Hawaii
21	Winona State University-Minnesota State Univ. Sys.
38	Wisconsin Indianhead VTAE District
69	Wisconsin Rapids Campus-Mid-State Tech. Col.
68	Worcester College-Becker Col.
30	Worcester State College-Massachusetts State Col.
32, 79	Woodsword Academy
123	Worthington Community College-Minnesota Comm. Col. Sys.
38	Wright College-City Col. of Chicago
22	Yakima Valley College
66	Ybor Campus-Hillsborough Comm. Col.
20	Yeshiva University
121, 123	York College-CUNY
47	York University-Ontario
94	Yosemite Community College District
15	Youngstown State University
56	Yuba College
15	

NATIONAL CENTER FOR THE STUDY OF COLLECTIVE
 BARGAINING IN HIGHER EDUCATION AND THE PROFESSIONS
 PUBLICATIONS, 1973 - 1990

PROCEEDINGS	
PRICE	
COLLECTIVE BARGAINING IN HIGHER EDUCATION: THE 1990'S.	\$30.00
Eighteenth Ann. Conf., 1990.	
POWER RELATIONSHIPS ON THE UNIONIZED CAMPUS.	25.00
Seventeenth Ann. Conf., 1989.	
COLLECTIVE BARGAINING AND THE ECONOMIC CONDITION OF	25.00
HIGHER EDUCATION. Sixteenth Ann. Conf., 1988.	
THE FACULTY LIFE CYCLE: A LEGAL PERSPECTIVE.	25.00
Fifteenth Ann. Conf., 1987.	
THE UNIONIZED PROFESSORiate: A DISCRIMINATING APPRAISAL.	20.00
FOURTEENTH Ann. Conf., 1986.	
UNIONIZATION AND ACADEMIC EXCELLENCE.	20.00
Thirteenth Ann. Conf., 1985.	
STRUCTURAL REFORM IN HIGHER EDUCATION COLLECTIVE	15.00
BARGAINING. Twelfth Ann. Conf., 1984.	
COLLECTIVE BARGAINING IN A PERIOD OF RETRENCHMENT.	15.00
Eleventh Ann. Conf., 1983.	
CAMPUS BARGAINING AT THE CROSSROADS.	5.00
Tenth Ann. Conf., 1982.	
THE LEGAL AND ECONOMIC STATUS OF COLLECTIVE BARGAINING IN	5.00
HIGHER EDUCATION. Ninth Ann. Conf., 1981.	
CAMPUS BARGAINING IN THE EIGHTIES.	5.00
Eighth Ann. Conf., 1980.	
LANDMARKS IN COLLECTIVE BARGAINING IN HIGHER EDUCATION.	5.00
Seventh Ann. Conf., 1979.	
THE UNIQUENESS OF COLLECTIVE BARGAINING IN HIGHER EDUCATION.	5.00
Sixth Ann. Conf., 1978.	
COLLECTIVE BARGAINING AND THE FUTURE OF HIGHER EDUCATION.	5.00
Fifth Ann. Conf., 1977.	
COLLECTIVE BARGAINING IN HIGHER EDUCATION.	5.00
First - Fourth Ann. Confs., 1973-1976.	5.00
BIBLIOGRAPHIES	
Vols. 16 & 17.	25.00
Vols. 14 & 15.	20.00
Vols. 12 & 13.	15.00
Vols. 2, 4-11.	5.00
(Vols. 1 & 3 out of print)	
NEWSLETTERS	
COLLECTIVE BARGAINING IN HIGHER EDUCATION: Analysis of Issues	25.00
4 Issues/Year	
DIRECTORIES	
DIRECTORY OF FACULTY CONTRACTS AND BARGAINING AGENTS IN	
INSTITUTIONS OF HIGHER EDUCATION (Annual)	
1990.	35.00
1988-1989.	25.00
1987.	20.00
1985-1986.	15.00
1975-1984.	5.00
CITY UNIVERSITY OF NEW YORK INDEX, DIGEST AND TABLES OF	
ARBITRATION AND COURT CASES, 1969-1974.	25.00
BOOKS AND MONOGRAPHS	
Donovan, Mary - SEX DISCRIMINATION IN HIGHER EDUCATION AND	
THE PROFESSIONS: AN ANNOTATED BIBLIOGRAPHY, 1989.	10.00
Kaminker, Dan - PROFESSIONAL STAFF CONGRESS REVIEW OF	
ARBITRATIONS AND DIGEST OF SELECTED RELATED	
ISSUES, 1984.	25.00
Douglas, Joel M. and Molly Gartin - CONTRACT DEVELOPMENT IN	
HIGHER EDUCATION FACULTY COLLECTIVE BARGAINING, 1980.	20.00
Douglas, Joel M., Loren A. Krause and Leonard Winogora -	
WORKLOAD AND PRODUCTIVELY BARGAINING IN HIGHER EDUCATION.	
Monograph No. 3, 1980.	6.00

