


Volume 19, January 1993

**Directory of
Faculty Contracts
and Bargaining Agents
In Institutions of Higher Education**

Frank R. Annunziato



**THE NATIONAL CENTER FOR THE STUDY OF COLLECTIVE BARGAINING IN
HIGHER EDUCATION AND THE PROFESSIONS—BARUCH COLLEGE
THE CITY UNIVERSITY OF NEW YORK**

**NATIONAL CENTER FOR THE STUDY OF COLLECTIVE
BARGAINING IN HIGHER EDUCATION AND THE PROFESSIONS**

The National Center is an impartial, nonprofit educational institution serving as a clearinghouse and forum for those engaged in collective bargaining (and the related processes of grievance administration and arbitration) in colleges and universities and the professions. Operating on the campus of Baruch College, City University of New York, the Center addresses its research to scholars and practitioners in these fields.

Membership consists of institutions and individuals from all regions of the United States and Canada. Activities are financed primarily by membership, conference and workshop fees, foundation grants, and income from various services and publications made available to members and the public.

Inquiries regarding membership, publication or research orders should be addressed to the National Center for the Study of Collective Bargaining in Higher Education and the Professions, Baruch College, CUNY, 17 Lexington Avenue, Box 322, New York, New York 10010, telephone (212) 387-1510 or fax (212) 387-1516.

NATIONAL ADVISORY COMMITTEE

FRANK R. ANNUNZIATO
Director, NCSCBHEP
Baruch College, CUNY

CHRISTINE MAITLAND
Coordinator of Higher
Education, NEA

ERNST BENJAMIN
General Secretary
AAUP

THOMAS MANNIX
Assoc. Vice Chancellor
for Empl. Rels. & Personnel
SUNY

NEIL S. BUCKLEW
President
West Virginia University

DAVID NEWTON
Vice Provost
Adelphi University

MARY JANE CALAIS
Dir. of Federal Relations
NACUBO

IRWIN POLISHOOK
President, PSC
Vice President, AFT

JOEL M. DOUGLAS
Professor
Baruch College, CUNY

DONALD SAVAGE
Executive Director
CAUT, Canada

MATTHEW GOLDSTEIN
President
Baruch College, CUNY

ALBERT SHANKER
President, AFT
AFL-CIO

ROBERT D. HELSBY
Professor
Univ. of North Florida

JAMES WHITE
President
APSCUF


DANIEL J. JULIUS
Assoc. V.P. Acad. Affairs
Univ. of San Francisco

JIM WHITE
Vice President for
Financial Services
AACJC

Volume 19, January 1993

Directory of Faculty Contracts and Bargaining Agents In Institutions of Higher Education

Frank R. Annunziato



**THE NATIONAL CENTER FOR THE STUDY OF COLLECTIVE BARGAINING IN
HIGHER EDUCATION AND THE PROFESSIONS—BARUCH COLLEGE
THE CITY UNIVERSITY OF NEW YORK**

Copyright © 1993 in U. S. A.
By the National Center for the Study of Collective
Bargaining in Higher Education and the Professions
Baruch College, City University of New York

All rights reserved. No part of this publication may be reproduced, stored in a retrieval system, or transmitted in any form or by any means, electronic, mechanical, photocopying, recording, or otherwise, without the prior permission of the publisher.

Price: \$50.00

ISSN 0276-7805

TABLE OF CONTENTS

	PAGE
INTRODUCTION: UNIONIZATION AMONG FACULTY, 1991	v
FACULTY CONTRACTS AND BARGAINING AGENTS, U.S.	3
ADJUNCT FACULTY CONTRACTS AND BARGAINING AGENTS, U.S.	79
GRADUATE AND TEACHING ASSISTANT CONTRACTS AND BARGAINING AGENTS IN PUBLIC AND PRIVATE INSTITUTIONS IN THE U.S.	89
FACULTY COLLECTIVE BARGAINING AT CANADIAN UNIVERSITIES	93
SUMMARY OF ELECTIONS, U.S. - 1991	105
 STATISTICAL ANALYSIS	
Table One - RECOGNIZED FACULTY BARGAINING AGENTS -- PUBLIC AND PRIVATE, 1993	109
Table Two - RECOGNIZED FACULTY BARGAINING AGENTS IN TWO- AND FOUR-YEAR INSTITUTIONS, 1993	110
Table Three - FACULTY COLLECTIVE BARGAINING AGREEMENTS, 1993	111
Table Four - ANALYSIS OF BARGAINING AGENTS AND COLLECTIVE BARGAINING AGREEMENTS	112
Table Five - FACULTY BARGAINING AGENTS AND COLLECTIVE BARGAINING AGREEMENTS (CBAs), PUBLIC AND PRIVATE INSTITUTIONS, 1974-1992	113
Table Six - FACULTY BARGAINING AGENTS AND COLLECTIVE BARGAINING AGREEMENTS IN TWO- AND FOUR-YEAR INSTITUTIONS, 1974-1992	114
Table Seven - FACULTY REPRESENTED BY CERTIFIED BARGAINING AGENTS IN PUBLIC AND PRIVATE, TWO- AND FOUR-YEAR INSTITUTIONS, 1993	115
Table Eight - FACULTY REPRESENTED BY CERTIFIED BARGAINING AGENTS, 1993	116
Table Nine - CAMPUSES REPRESENTED BY RECOGNIZED FACULTY BARGAINING AGENTS -- PUBLIC AND PRIVATE, 1993	117

	PAGE	
Table Ten	- GEOGRAPHIC DISTRIBUTION OF FACULTY BARGAINING AGENTS, 1993	118
Table Eleven	- GEOGRAPHIC DISTRIBUTION OF BARGAINING AGENTS AND COLLECTIVE BARGAINING AGREEMENTS (CBAs) IN TWO- AND FOUR-YEAR INSTITUTIONS, 1993	120
Table Twelve	- SUMMARY OF DECERTIFICATIONS	121
Table Thirteen	- ROSTER OF INSTITUTIONS AFFECTED BY THE <u>YESHIVA</u> DECISION	122
Table Fourteen	- COLLEGE CLOSINGS	124
Table Fifteen	- STATUS OF PUBLIC SECTOR COLLECTIVE BARGAINING LEGISLATION	125
Table Sixteen	- BARGAINING AGENTS CITED IN THIS DIRECTORY	126
"NO-AGENT" VOTES, 1971-1992		131
INDEX OF U.S. AND CANADIAN INSTITUTIONS CITED IN 1992 DIRECTORY		141

UNIONIZATION AMONG COLLEGE FACULTY

January 1, 1992 through December 31, 1992

INTRODUCTION

Two conflicting trends characterized faculty higher education collective bargaining activities across the United States during 1992. On the one hand, the number of collective bargaining agents increased to an all time high of 484. All of this increase can be attributed to three factors:

1. Eight election victories won by the principal academic unions.
2. No successful union decertification elections occurred during 1992.
3. The NLRB did not establish any additional Yeshiva-like decisions, stripping faculty bargaining agents of their legal protection.

On the other hand, the number of faculty members represented for purposes of collective bargaining decreased slightly (.89 percent) to 226,813. The continued effects of the recession and the fiscal stresses confronting many institutions contributed to this decline. Faculty collective bargaining remains an overwhelming public sector phenomenon. Faculty members employed at public sector institutions account for 96 percent (217,180) of all faculty represented for purposes of collective bargaining.

The number of faculty bargaining agents increased in 1992, because of eight collective bargaining election victories by the AAUP, AFT, and the NEA for new faculty bargaining units. Six of these elections involved public sector institutions; two occurred at private sector colleges. Unions won every collective bargaining election during 1992. Faculty members rejected the option of "No Agent" in all campaigns. Four of the eight elections involved part-time and temporary track faculty members only.

In addition to the eight new bargaining agent elections, two "Change of Agent" elections were conducted during 1992. By the phrase "Change of Agent" election, we mean an election in which the faculty votes to replace an already established bargaining agent with another union.

There was one "Challenge to Agent" election during 1992. By the phrase "Challenge to Agent" we mean an election in which an established bargaining agent is unsuccessfully challenged by one or more unions.

The National Center can also report that the graduate and

teaching assistants at the State University of New York (SUNY) voted on December 18, 1992 in favor of union representation. The successful union, CWA, received 1,936 votes and No Agent received 338.

Inter-union rivalry has subsided significantly during 1992. None of the election results indicate that a "union raid" had taken place by any of the three principal faculty unions, AAUP, AFT, or NEA against each other. However, in two "Change of Agent" elections the AFT and the NEA challenged previously certified "Independent" unions and each other.

No decertification elections were conducted during 1992. By the phrase decertification election, we mean an election in which the faculty votes to retain or eliminate a certified bargaining agent. If a majority of the faculty votes for "No Agent," the bargaining agent is said to be decertified.

The National Center cannot document any strikes during 1992; nor can we report the signing of any first contracts.

AGENTS ELECTED

Faculty members participated in eight collective bargaining elections during 1992 and chose new collective bargaining agents in all of these: Peirce Junior College (PA), Warren County Community College (NJ), Edward Waters College (FL), Truckee Meadows Community College (NV), State Center Community College (CA), the Connecticut Technical Colleges, Northern Illinois University, and Milwaukee Area Technical College (WI).

Three of these elections included part-time faculty members only: State Center Community College (CA), the Connecticut Technical Colleges (CT), and the Milwaukee Area Technical College (WI). In all three institutions, full-time faculty had previously organized bargaining units. In one other institution, Northern Illinois University (IL), temporary track faculty members chose a collective bargaining agent, even though no other faculty union at their institution had achieved bargaining status.

Two of these colleges, Peirce Junior College and Edward Waters College, are private sector institutions.

The aggregate bargaining unit size from all eight elections is 2,234.

CHANGE OF AGENT ELECTIONS

At Jamestown Community College (NY) and Pierce College (WA), challenging unions waged successful campaigns against established Independent bargaining agents. Both incumbent unions lost their bargaining agent status in these elections and were replaced by new unions.

CHALLENGE TO AGENT ELECTIONS

At Terra Technical College (OH), an incumbent union successfully held back a challenge to its bargaining agent status.

AAUP

The AAUP was involved in two of the eight new bargaining agent elections and won both of them. At the private sector Edward Waters College, the AAUP defeated No Agent 21-20, in a bargaining unit of 50 faculty members. At Truckee Meadows Community College (NV), the faculty voted 58-37 for AAUP against No Agent in a bargaining unit of 103. The AAUP at Truckee Meadows is the only faculty bargaining agent within the State of Nevada which the National Center has on record.

The AAUP and its affiliates, including dual affiliations, now represent faculty at 58 colleges and universities. These include 36 public and 22 private institutions. Of these, 50 are four-year and eight are two-year institutions.

AFT

The AFT was involved in four of these eight new bargaining agent elections and won all of them. Three of these, State Center Community College, Connecticut Technical Colleges, and Milwaukee Area Technical College involved part-time faculty in separate units of part-time faculty where the full-time faculty is already represented by AFT. The AFT achieved voluntary recognition at State Center Community College for a bargaining unit of 400. The AFT defeated No Agent 118-28 at the Connecticut Technical Colleges. The part-time faculty at Milwaukee Area Technical College voted 323 for AFT and 86 for No Agent in a unit of 1,206.

The fourth AFT victory occurred at Northern Illinois University in a unit of temporary track faculty which voted 68 for AFT and 40 for No Agent in a bargaining unit of 200.

The AFT won both "Change of Agent" elections conducted during 1992. At Jamestown Community College, the AFT replaced an Independent union. There, the faculty voted 53 for AFT, 15 for AAUP, and 15 for NEA in a bargaining unit of 125. At Pierce College, the AFT also replaced an Independent union for a bargaining unit of 415 (150 full-time and 265 part-time). At Pierce, three elections had to be held before a victor was certified. In the first election the NEA received 115 votes, the AFT 71, the Independent union 38, and No Agent 28. Since no union achieved majority status, a runoff election was conducted between the two unions with the highest number of votes in the first election: NEA and AFT. AFT appeared to have won the second election 137-97, however, NEA filed objections to the election and a third election was held. AFT won the second runoff 135-83.

The AFT was also involved in the one "Challenge to Agent" election during 1992. At Terra technical College (OH), the faculty voted 38-0 to retain the AFT, in a bargaining unit of 50.

The AFT and its affiliates, including dual affiliations, now represent faculty at 159 colleges and universities. This includes 136 public and 23 private institutions. Of these, 50 are four-year and 109 are two-year institutions.

NEA

The NEA was involved in two of these eight new bargaining agent elections and won both of them. At the private Peirce Junior College, the PSEA/NEA defeated No Agent 27 to 9, for a bargaining unit of 50. At Warren County Community, the NJEA/NEA defeated No Agent 8-4 for a bargaining unit of 12.

The NEA and its affiliates, including dual affiliations, now represent faculty at 221 colleges and universities. This includes 207 public and 14 private institutions. Of these, 33 are four-year and 188 are two-year institutions.

INDEPENDENT

The National Center has no reports of any new Independent faculty bargaining agents established during 1992. As noted under the AFT update above, Independent unions were replaced as bargaining agents at two institutions during 1992.

Independent unions, including dual affiliations, represent faculty at 47 colleges and universities. This includes 36 public and 11 private institutions. Of these, 14 are four-year colleges and 33 are two-year institutions.

DECERTIFICATION

The National Center has no reports of any bargaining agent decertification which occurred during 1992.

STRIKES

No faculty strikes occurred during 1992.

LEGISLATION

The State of New Mexico passed legislation allowing public employees, including faculty members at public colleges and universities, to engage in collective bargaining with respect to wages and working conditions.

FIRST CONTRACTS SIGNED

The National Center has no reports of any first contracts signed during 1992.

DEMOGRAPHIC ANALYSIS

The two contradictory aspects of a small increase in the number of faculty bargaining agents and a slight decrease in the number of faculty represented by collective bargaining agents stand out as the most important demographic characteristics of 1992. The unions did organize eight new units. However, the number of faculty represented in these victories does not appear large enough to offset the losses of faculty members to the economic rescissions transpiring throughout the country. Collective bargaining at the academy remains an overwhelming public sector phenomenon, although two of the eight new bargaining agents elected during 1992 developed in private institutions. Both the AAUP and the NEA won a bargaining election at a private sector college. All four of the new AFT bargaining agents represent either part-time (3) or temporary faculty (1).

ACKNOWLEDGMENTS

We apologize to our readers for the long delay in publishing this 1993 edition of the Directory. In May, 1992, Professor Joel M. Douglas left the National Center after serving as its Director for fourteen years. At the same time, Ruby N. Hill, the Center's chief clerical worker responsible for the Directory's production, retired. Baruch College hired a new Director for the Center on November 1, 1993. For almost 18 months Beth A. Johnson, the Center's Administrative Director, was the Center's only employee. Beth enlisted the help of Professor Sidney R. Bergquist of the Baruch College Education Department to help in the preparation of the 1993 Directory. The clerical staff of Baruch College's School of Business and Public Administration prepared and sent out the questionnaires. In addition, Professor Bergquist and the clerical staff at the School of Business and Public Administration initially formatted the accrued data. The Center is grateful to Beth A. Johnson, Professor Sidney R. Bergquist, Dean Francis J. Connolly and his staff for their invaluable assistance.

The Center would also like to extend its profound appreciation to President Matthew Goldstein of Baruch College for the support and guidance he has given us. Through President Goldstein's intervention, we have hired temporary employees to assist us in the completion of the Center's backlog of publications and research. We have made great strides in this direction. In addition to this Directory, we will very soon publish the Proceedings from our 1991, 1992, and 1993 Spring conferences. We have already sent out the questionnaires for the 1994 edition of the Directory and have begun to preliminarily analyze that data. None of this could have been done without President Goldstein's good offices.

We pledge to our readers that we will make every effort in the future to have each year's edition of the Directory published around the time of our annual Spring Conference in New York City. To help accomplish this goal, we are now using a new computer

database system to prepare the Directory. The use of this software should, hopefully, make our work speedier, more efficient, and more accurate.

Working on this my first Directory has been enormously rewarding and challenging. The information contained in this volume should be extremely useful for practitioners, researchers, and students of collective bargaining in higher education. All of us interested in this topic must thank my predecessor at the National Center for the Study of Collective Bargaining in Higher Education and the Professions, Dr. Joel M. Douglas, for the strong foundation he established over the years to make our research and publications possible.

As Joel used to say in his past introductions, this Directory is an evolving document, changing every year of its publication. If there are any errors or omissions, please let us know so that we can make corrections in the future.

Frank R. Annunziato, Ph.D.
Director, National Center for
the Study of Collective
Bargaining in Higher Education
and the Professions

**FACULTY CONTRACTS AND BARGAINING AGENTS
IN PUBLIC AND PRIVATE INSTITUTIONS
IN THE UNITED STATES**



**FACULTY CONTRACTS AND BARGAINING AGENTS
IN PUBLIC AND PRIVATE INSTITUTIONS¹**

Institution	Bargaining Agent+	Unit Size	Cur.Agent Elected	Initial Contract++	2/4 Yr. College Campuses#	No. of Contract Expiration
<u>ALASKA</u>						
Prince William Sound Community College ²	AFT	6	1974	1974	2	3 3/31/89
Copper Basin Campus					2	
Cordova Campus					2	
Valdez Campus					2	

ARIZONA

Pima County Community College District	PCCEA/AEA/NEA	287	1978	1978	2	4 6/30/93
Community Campus					2	
Downtown Campus					2	
East Campus					2	
West Campus					2	

CALIFORNIA

Antelope Valley College	AFT (CTA/NEA 1986)	128 ft 250 pt	1990	1990	2	1 6/30/93
Barstow Community College	CTA/NEA	33 ft 84 pt	1979	1979	2	1 6/30/92

Institution	Bargaining Agent+	Unit Size	Cur. Agent Elected	Initial Contract++	2/4 Yr. College Campuses#	No. of Contract Expiration
CALIFORNIA (Cont.)						
Butte College	CTA/NEA	156 ft 418 pt	1978	1978	2	1 6/30/91
Cabrillo College	AFT	202 ft 326 pt	1984	1986	2	1 6/30/91
California State University System	CFA/ AAUP/NEA	18,400	1982	1982	4	20 6/30/93
Cal. Polytech. St. Univ.					4	
San Luis Obispo					4	
Cal. St. Univ.-Bakersfield					4	
Cal. St. Polytech. Univ.-Pomona					4	
Cal. St. Univ.-Chico					4	
Cal. St. Univ.-Dominguez Hills					4	
Cal. St. Univ.-Fresno					4	
Cal. St. Univ.-Fullerton					4	
Cal. St. Univ.-Hayward					4	
Cal. St. Univ.-Long Beach					4	
Cal. St. Univ.-Los Angeles					4	
Cal. St. Univ.-Northridge					4	
Cal. St. Univ.-Sacramento					4	
Cal. St. Univ.-San Bernardino					4	
Cal. St. Univ.-San Marcos					4	
Cal. St. Univ.-Stanislaus					4	
Humboldt St. Univ.					4	
San Diego St. Univ.					4	
San Francisco St. Univ.					4	
San Jose St. Univ.					4	
Sonoma St. Univ.					4	

Institution	Bargaining Agent+	Unit Size	Cur. Agent Elected	Initial Contract++	2/4 Yr. College Campuses#	No. of Contract Expiration
CALIFORNIA (Cont.)						
Chabot-Las Positas Community College District	Ind. (CLPFA) (CTA/NEA 1978)	297 ft 490 pt	1990	1979	2	2 6/30/93
Chabot College Las Positas College					2 2	
Chaffey College	CTA/NEA	168 ft 159.07 pt	1980	1981	2	1 6/30/95
Citrus College	CTA/NEA	137 ft 401 pt	1976	1977	2	1 6/30/92
*Claremont Colleges	OPEIU ³		1972		4	6 ⁴
Coast Community College District	AFT	622	1979	1980	2	3 6/30/92
Coastline Comm. Col. Golden West Comm. Col. Orange Coast Comm. Col.					2 2 2	
o Part-time	CTA/NEA	884	1979	1980	2	3 9/1/93
College of Marin ⁵	AFT (CTA/NEA 1976)	165 ft 146 pt	1978	1980	2	2 6/30/93
Indian Valley Campus Kentfield Campus					2 2	

Institution	Bargaining Agent+	Unit Size	Cur. Agent Elected	Initial Contract++	2/4 Yr. College	No. of Campuses#	Contract Expiration
CALIFORNIA (Cont.)							
College of the Redwoods	Ind.	123 ft 272 pt	1977	1977	2	1 ⁶	8/31/92
College of the Sequoias	CTA/NEA	153 ft 220 pt	1976	1977	2	1	6/30/93
Compton Community College	AFT	94 ft 113 pt	1978	1979	2	1	6/30/92
Contra Costa College	Ind.	458 ft 605 pt	1976	1977	2	3	6/30/94
Contra Costa Col. Diablo Valley Col. Los Medanos Col.					2 2 2		
Desert Community College District (College of the Desert) ⁷	CTA/NEA	122 ft	1988	1988	2	1	6/30/95
El Camino Community College	AFT	330 ft 456 pt	1976	1977	2	1	12/31/89
Feather River College	AFT	24 ft 52 pt	1989	1990	2	1	6/30/95

⁶

Institution	Bargaining Agent+	Unit Size	Cur.Agent Elected	Initial Contract++	2/4 Yr. College Campuses#	No. of Contract Expiration
CALIFORNIA (Cont.)						
Foothill-DeAnza Community College District	Ind.	638 ft 727 pt	1977	1977	2 4	6/30/92
DeAnza Col.					2	
Foothill Col.					2	
Middlefield Col.					2	
Sunnyvale Col.					2	
Gavilan College	CTA/NEA	77 ft	1977	1977	2 1	6/30/92
Glendale Community College	AFT	234 ft 429 pt	1979	1980	2 1	6/30/94
Grossmont/Cuyamaca Community College District	Ind.	246 ft 510 pt	1984	1978	2 2	6/30/93
Cuyamaca Col.	(CTA/NEA 1977)				2	
Grossmont Col.					2	
Hartnell Community College	CTA/NEA	97 ft 191 pt	1979	1979	2 1	6/30/92
Imperial Valley College	CTA/NEA	93 ft	1981	1984	2 1	6/30/89
Kern Community College District	CTA/NEA	334 ft 506 pt	1977	1977	2 3	6/30/91
Bakersfield Col.					2	
Cerro Coso Col.					2	
Porterville Col.					2	

Institution	Bargaining Agent+	Unit Size	Cur. Agent Elected	Initial Contract++	2/4 Yr. College Campuses#	No. of Contract Expiration
CALIFORNIA (Cont.)						
Lassen Community College	AFT	43 ft	1986	1979	2	1 6/30/94
Long Beach City College	CTA/NEA	323 ft	1978	1979	2	2 6/30/93
Liberal Arts Campus					2	
Pacific Coast Campus					2	
o Part-time	CTA/NEA	638	1990			
Los Angeles Community College System	AFT	1,175	1977	1978	2	9 9/29/93
		1,796 pt				
East L.A. Col.					2	
L.A. City Col.					2	
L.A. Harbor Col.					2	
L.A. Mission Col.					2	
L.A. Pierce Col.					2	
L.A. Southwest Col.					2	
L.A. Trade-Tech. Col.					2	
L.A. Valley Col.					2	
West L.A. Col.					2	
Los Rios Community College System	AFT	754 ft	1977	1977	2	3 6/30/93
		730 pt				
American River Col.					2	
Cosumnes River Col.					2	
Sacramento City Col.					2	
Mendocino College	Ind.	175 pt	1981		2	1 6/30/94

Institution	Bargaining Agent+	Unit Size	Cur. Agent Elected	Initial Contract++	2/4 Yr. College	No. of Campuses#	Contract Expiration
CALIFORNIA (Cont.)							
Merced College	CTA/NEA	146 ft 346 pt	1976	1977	2	1	6/30/92
Monterey Peninsula Community College	CTA/NEA	141 ft 231 pt	1978	1980	2	1	6/30/93
Mount San Antonio College	CTA/NEA	315 ft 380 pt	1976	1978	2	1	12/31/93
Mount San Jacinto College	CTA/NEA	63 ft 182 pt	1976	1977	2	2	6/30/93
Napa Valley College	CTA/NEA	106 ft 227 pt	1977	1979	2	1	6/30/91
North Orange County Community College District	CTA/NEA	556 ft	1979	1981	2	2	6/30/94
Cypress Col. Fullerton Col.					2	2	
Ohlone College	Ind.	125 ft	1979		2	1	6/30/92
Palo Verde College	CTA/NEA (AFT 1976)	19 ft 38 pt	1980	1976	2	1	6/30/93
Pasadena City College	CTA/NEA	347 ft	1979	1979	2	1	6/30/94
Peralta Community College District	AFT/CFT	439 ft 486 pt	1979	1980	2	4	6/30/91

Institution	Bargaining Agent+	Unit Size	Cur. Agent Elected	Initial Contract++	2/4 Yr. College Campuses#	No. of Contract Expiration
Peralta Community College District (Cont.)						
Col. of Alameda					2	
Laney College					2	
Merritt Col.					2	
Vista Col.					2	
Rancho Santiago Com. College District	Ind.	271 ft 1,111 pt	1978		2	3 ⁸ 6/30/93
O Cont. Educ. Facul.	CTA/NEA	25 ft 787 pt	1977		2	2 6/30/93
Rio Hondo Comm. Col.	CTA/NEA	191 ft 452 pt	1979	1980	2	1 6/30/92
Riverside Community College District	CTA/NEA	187 ft 494 pt	1978	1979	2	1 8/31/90
Saddleback Community College District	CTA/NEA	309 ft 558 pt	1976	1976	2	2 6/30/91
Irving Valley Col. Saddleback Col.					2	
					2	
San Bernardino Community College District	CTA/NEA	232 ft 411 pt	1984	1989	2	2 1/31/93
Crafton Hills Community Col. San Bernardino Valley Col.					2	
					2	

Institution	Bargaining Agent+	Unit Size	Cur. Agent Elected	Initial Contract++	2/4 Yr. College Campuses#	No. of Contract Expiration
CALIFORNIA (Cont.)						
San Diego Community Colleges	AFT (CTA/NEA 1977)	625 ft 1,817 pt	1987	1977	2 3	12/31/92
San Diego City Col.					2	
San Diego Mesa Col.					2	
San Diego Miramar Col.					2	
San Diego Community College Adult Educ. System	AFT	114 ft 955 pt	1977	1977	2 10	12/31/92
Centre City/Skills Center					2	
Clairmont Mesa Campus Center					2	
East San Diego Campus Center					2	
Ed. Cultural Complex Campus Center					2	
Harbor View Campus Center					2	
Kearney Mesa Campus Center					2	
Midway Campus Center					2	
Mira Mesa Campus Center					2	
Navajo Campus Center					2	
North Shores Campus Center					2	
*San Francisco Art Inst.	Ind. (SFAIFU)	35	1984	1984	4 1	6/30/91
San Francisco Community College	AFT	792 ft 979 pt	1978	1979	2 2 ⁹	6/30/92
City Col. of San Fran. Comm. Col. Centers					2 2	

Institution	Bargaining Agent+	Unit Size	Cur.Agent Elected	Initial Contract++	2/4 Yr. College Campuses#	No. of Contract Expiration
CALIFORNIA (Cont.)						
San Joaquin Delta Col.	CTA/NEA	250 ft 314 pt	1977	1977	2 1	6/30/93
San Jose/Evergreen Com. College District	Ind. (CTA/NEA 1977)	252 ft 604 pt	1989	1978	2 2	4/30/93
Evergreen Valley Col. San Jose City Col.					2 2	
San Mateo County Com. College District	AFT (NEA 1977)	461 ft 528 pt	1982	1978	2 3	6/30/92
Canada Col. Col. of San Mateo Skyline Col.					2 2 2	
Santa Barbara City College	Ind.	198 ft	1986	1987	2 1	12/31/92
Santa Clarita Community College District ¹⁰	CTA/NEA	70 ft 149 pt	1977	1978	2 1	6/30/91
Santa Monica Community College	Ind.	277 ft 399 pt	1978	1979	2 1	12/31/92
Santa Rosa Jr.Col.	Ind.	304 ft 1,099 pt	1989	1990	2 1	6/93
o Academic Affairs	AFT	86	1989		2 1	

Institution	Bargaining Agent+	Unit Size	Cur. Agent Elected	Initial Contract++	2/4 Yr. College Campuses#	No. of Contract Expiration
CALIFORNIA (Cont.)						
Shasta College	CTA/NEA	144 ft 250 pt	1976	1976	2	1 ¹¹ 6/30/93
Sierra Joint Community College District	CTA/NEA	150 ft 372 pt	1977	1978	2	1 6/30/93
Solano Community College	CTA/NEA	150 ft 255 pt	1976	1977	2	1 6/30/94
Southwestern Community College District	CTA/NEA	225 ft	1977	1979	2	2 12/31/91
San Ysidro Educ. Center Southwestern Col.					2 2	
State Center Community College District	AFT	326 ft 400 pt	1977	1977	2	2 ¹² 6/30/94
Fresno City Col. Kings River Comm. Col.					2 2	
Taft College	CTA/NEA	23 ft 31 pt	1976	1977	2	1 12/31/92
University of California						
o Lecturers	AFT	1,240	1984	1986	4	9 6/30/96
o Librarians Berkeley Davis Irvine	UFL/AFT	451	1983	1984	4 4 4 4	9 6/30/95

Institution	Bargaining Agent+	Unit Size	Cur.Agent Elected	Initial Contract++	2/4 Yr. College	No. of Campuses#	Contract Expiration
University of California (Cont.)							
Los Angeles					4		
Riverside					4		
San Diego					4		
San Francisco					4		
Santa Barbara					4		
Santa Cruz					4		
o Faculty	SCFA/AAUP	392	1981	1982	4	1 ¹³	6/30/93
*Univ. of San Francisco	AFT (Ind. 1975)	200 ft	1982	1976	4	1	7/31/94
o Adjunct Faculty	AFT	350	1981	1985	4	1	1/1/94
*Univ. of San Francisco Law School	Ind.	27	1973	1974	4	1	6/30/93
Ventura County Community College District	AFT	440 ft 750 pt	1977	1978	2	3	6/30/93
Moorpark Col.					2		
Oxnard Col.					2		
Ventura Col.					2		
Victor Valley College	CTA/NEA	92 ft	1976		2	1	6/30/92
West Hills College	CTA/NEA	58 ft	1977		2	1	6/30/91
West Valley Mission Community College District	Ind. (ACE)	318 ft 517 pt	1984	1985	2	2	6/30/91

Institution	Bargaining Agent+	Unit Size	Cur. Agent Elected	Initial Contract++	2/4 Yr. College Campuses#	No. of Contract Expiration
West Valley Mission Community College District (Cont.)						
Mission Col. West Valley Col.					2	2
Yosemite Com. College District	Ind. (CTA/NEA 1976)	288 ft 180 pt	1989	1978	2	2 6/30/91
Columbia Col. Modesto Jr. Col.						
					2	2
Yuba College	Ind. (YCFA) (CTA/NEA 1976)	133 ft 284 pt	1988	1978	2	3 6/30/93
<u>COLORADO</u>						
*Regis University	AAUP	74 ft	1973	1973	4	1 8/14/93
<u>CONNECTICUT</u>						
Connecticut Community and Technical College System ¹⁴	CCCC/AAUP 1199 (Ind./AAUP) (AFSCME 1976)	950 ft 900 pt	1987	1977	2	2 6/30/91
Community Colleges						
Asnuntuck Comm. Col.					2	
Greater Hartford Comm. Col.					2	
Housatonic Regional Comm. Col.					2	

Institution	Bargaining Agent+	Unit Size	Cur. Agent Elected	Initial Contract++	2/4 Yr. College Campuses#	No. of Contract Expiration
Connecticut Community and Technical College System (Cont.)						
Manchester Comm. Col.					2	
Mattatuck Comm. Col.					2	
Middlesex Comm. Col.					2	
Mohegan Comm. Col.					2	
Northwestern Conn. Comm. Col.					2	
Norwalk Comm. Col.					2	
Quinebaug Valley Comm. Col.					2	
South Central Comm. Col.					2	
Tunxis Comm. Col.					2	
Technical Colleges	AFT	220 ft 213 pt	1976 1992	1977	2	5 7/1/93
Greater New Haven St. Tech. Col.					2	
Hartford St. Tech. Col.					2	
Norwalk St. Tech. Col.					2	
Thames Valley St. Tech. Col.					2	
Waterbury St. Tech. Col.					2	
Connecticut State Univ. System	AAUP	2,200	1976	1976	4	4 8/19/93
Central Conn. St. Univ.					4	
Eastern Conn. St. Univ.					4	
Southern Conn. St. Univ.					4	
Western Conn. St. Univ.					4	
o Admin. Faculty	AFSCME	300	1976	1977	4	4 6/30/94
*Mitchell College	AFT	26	1975	1975	2	1 6/30/93
*Quinnipiac College	AFT	155 ft	1975	1975	4	1 6/30/92

Institution	Bargaining Agent+	Unit Size	Cur. Agent Elected	Initial Contract++	2/4 Yr. College	No. of Campuses#	Contract Expiration
-------------	-------------------	-----------	--------------------	--------------------	-----------------	------------------	---------------------

CONNECTICUT (Cont.)

*Teikyo Post University ¹⁵	AAUP (PCFA 1978, PCTA/AAUP)	27	1990	1979	4	1	8/31/92
---------------------------------------	-----------------------------------	----	------	------	---	---	---------

U.S. Coast Guard Academy	AFGE	35	1975	1978	4	1	6/15/93
--------------------------	------	----	------	------	---	---	---------

*Univ. of Bridgeport	AAUP	170	1973	1974	4	1	8/31/90
----------------------	------	-----	------	------	---	---	---------

Univ. of Connecticut	AAUP	1,737	1976	1977	2/4	6	6/30/92
----------------------	------	-------	------	------	-----	---	---------

Hartford					4		
Southeastern					2		
Stamford					4		
Storrs					4		
Torrington					4		
Waterbury					4		

o Non-Teaching Professionals	AFT	825	1976	1977	4	6	6/30/92
------------------------------	-----	-----	------	------	---	---	---------

o Health Center	AFT	1,400	1978	1978	4	1	6/30/93
-----------------	-----	-------	------	------	---	---	---------

DELAWARE

Delaware State College	AAUP	207	1977	1981	4	1	8/31/94
------------------------	------	-----	------	------	---	---	---------

University of Delaware	AAUP	871 ft	1972	1973	4	1	6/30/94
------------------------	------	--------	------	------	---	---	---------

Institution	Bargaining Agent+	Unit Size	Cur. Agent Elected	Initial Contract++	2/4 Yr. College	No. of Campuses#	Contract Expiration
<u>DISTRICT OF COLUMBIA</u>							
*American University ESL Teaching Staff	Ind. (ELIFA)	24	1982	1982	4	1	12/31/92
University of the District of Columbia	NEA	430	1978	1980	4	1	9/30/93
<u>FLORIDA</u>							
Brevard Com. Col.	UFF/NEA ¹⁶ (AFT 1976, UCCFF 1977)	235	1981	1981	2	4	6/30/94
Cocoa Campus					2		
Melbourne Campus					2		
Palm Bay Center					2		
Titusville Campus					2		
Broward Com.Col.	UFF/NEA (UFF/AFT/AAUP 1981, UFF/NEA/ AAUP 1983)	330	1983	1981	2	4	8/1/93
Allied Health Center Campus					2		
Central Campus					2		
North Campus					2		
South Campus					2		
Chipola Junior College	UFF/NEA (NEA 1983)	70	1976		2	1	6/30/91
Edison Community College	AFT (ECCFF 1977)	110	1976	1979	2	1	6/30/92

Institution	Bargaining Agent+	Unit Size	Cur. Agent Elected	Initial Contract++	2/4 Yr. College Campuses#	No. of Contract Expiration
-------------	-------------------	-----------	--------------------	--------------------	---------------------------	----------------------------

FLORIDA (Cont.)

*Edward Waters College	AAUP	50	1992		4	1
Florida State University System	UFF/FTP/NEA	6,800 ft 1,500 pt	1976	1976	4	9
	(UFF/AFT ¹⁷)					6/30/94
Florida Agric. & Mech. Univ.					4	
Florida Atlantic Univ.					4	
Florida Int'l Univ.					4	
Florida State Univ.					4	
Univ. of Central Florida					4	
Univ. of Florida					4	
Univ. of N. Florida					4	
Univ. of S. Florida					4	
Univ. of W. Florida					4	
Hillsborough Community College	UFF/FUSA/NEA	198	1983	1974	2	4
	(FUSA/NEA 1974)					8/25/92
Brandon Learning Center					2	
Dale Mabry Campus					2	
Plant City Campus					2	
Ybor Campus					2	
Indian River Community College	AAUP	130 ft	1973	1975	2	1
						7/31/90

Institution	Bargaining Agent+	Unit Size	Cur. Agent Elected	Initial Contract++	2/4 Yr. College	No. of Campuses#	Contract Expiration
FLORIDA (Cont.)							
Palm Beach Community College	United Fac. of Palm Beach Community College, NEA (AFT ¹⁸ 1975, UCCFF 1977)	203	1975	1978	2	4	6/30/93
Central Campus					2		
Eissey Campus					2		
Glade Campus					2		
South Campus					2		
Pensacola Junior College	UFF/NEA	232	1985	1987	2	3	6/30/93
Milton Campus					2		
Pensacola Campus					2		
Warrington Campus					2		
*Saint Leo College	UFF/NEA (AFT 1976)	54	1979	1978	4	1	6/1/93

HAWAII

University of Hawaii	UHPA/NEA	2,751	1974	1975	2/4	10	6/30/93
Hawaii Comm. Col.					2		
Honolulu Comm. Col.					2		
Kapiolani Comm. Col.					2		
Kauai Comm. Col.					2		
Leeward Comm. Col.					2		
Manoa Col.					4		
Maui Comm. Col.					2		

 Institution Bargaining Agent+ Unit Size Cur. Agent Elected Initial Contract++ 2/4 Yr. College Campuses# No. of Contract Expiration

University of Hawaii (Cont.)

West Oahu Col. 4
 Windward Comm. Col. 2
 UH-Hilo 4

ILLINOIS

Belleville Area College AAUP/AFT 120 ft 1967 1967 2 3 8/15/92
 Belleville Campus
 Granite Campus
 Red Bud Campus

Black Hawk College IFT/AFT 150 1984 2 2 8/7/90
 East Campus
 Quad Campus

*Carl Sandburg College IEA/NEA 55 ft 1975 2 2 8/31/93
 Carthage Extension Center
 Main Campus

City Colleges of Chicago AFT 1,025 ft 1966 1967 2 8 7/15/93
 (Cook County)
 City-Wide Col.
 Kennedy-King Col.
 Malcolm X Col.
 Olive-Harvey Col.
 Richard J. Daley Col.
 Truman Col.
 Washington Col.
 Wright Col.

Institution	Bargaining Agent+	Unit Size	Cur. Agent Elected	Initial Contract++	2/4 Yr. College	No. of Campuses#	Contract Expiration
ILLINOIS (Cont.)							
College of DuPage	NEA (Ind. 1984)	280	1989	1984	2	1	6/30/92
College of Lake County	AFT (NEA 1971)	178 ft	1973	1973	2	1	8/16/92
Danville Area College	NEA	65	1983	1983	2	1	6/30/92
Elgin Community College	AFT	110	1984	1984	2	1	12/31/92
Highland Com. College	AFT	46 ft 3 Adjunct	1968	1968	2	1	8/20/94
Illinois Board of Gov. ¹⁹ Universities	UPI/IFT/ AFT	1,750	1976	1977	4	5	8/31/95
Chicago St. Univ.					4		
Eastern Illinois Univ.					4		
Governors St. Univ.					4		
Northeastern Illinois Univ.					4		
Western Illinois Univ.					4		
Illinois Central College	Ind.	193 ft 400 pt	1977	1977	2	1	7/31/93
Illinois Eastern Com. Colleges	IEA/NEA	98	1985	1985	2	4	9/1/93
Frontier Community Col.					2		
Lincoln Trail Col.					2		
Olney Central Col.					2		
Wabash Valley Col.					2		

Institution	Bargaining Agent+	Unit Size	Cur. Agent Elected	Initial Contract++	2/4 Yr. College Campuses#	No. of Contract Expiration
ILLINOIS (Cont.)						
Illinois Valley Com. College	AFT	76 ft	1966	1966	2	1 8/18/94
John A. Logan College	IEA/NEA	55 ft	1972	1972	2	1 8/15/90
Joliet Junior College	AFT	153 ft	1967	1967	3	1 8/08/94
Kankakee Com. College	AFT	52	1984	1985	2	1 8/91
Kaskaskia College	AFT (NEA 1984)	66	1991	1985	2	1 8/15/94
Kishwaukee Com. College	AFT	76	1986	1986	2	1 8/8/91
Lake Land College	AFT	110 ft	1968	1970	2	1 8/21/94
Lewis and Clark Com. College	IEA/NEA	79 ft	1979	1979	2	1 7/31/94
Lincoln Land Community College	AFT	127	1986	1986	2	1 8/15/92
McHenry County College	NEA	70 ft	1971	1972	2	1 8/94
Moraine Valley Community College	AFT	225	1972	1972	2	1 6/30/92
Morton College	AFT	58 ft	1967		2	1 8/19/92
Northern Illinois U.	AFT	200 temp.	1992		4	1

Institution	Bargaining Agent+	Unit Size	Cur. Agent Elected	Initial Contract++	2/4 Yr. College	No. of Campuses#	Contract Expiration
ILLINOIS (Cont.)							
Oakton Community College	IEA/NEA	153	1986	1986	2	1	6/95
o Adjunct Faculty	IEA/NEA	75	1985	1987	2	1	8/10/93
Parkland College	Ind. (PAE)	145 ft	1985	1987	2	1	8/14/94
Prairie State College	AFT	94 ft	1969	1969	2	1	8/92
Rend Lake College	AFT	55	1985	1986	2	1	8/10/92
Richland Com. College	AFT	60	1986	1986	2	1	6/30/93
Sangamon State Univ.	AFT	167	1986	1988	4	1	6/30/92
Sauk Valley Community College	NEA	60 ft	1969	1970	2	1	6/30/92
Shawnee Com. College	NEA	33	1984	1984	2	1	8/8/93
South Suburban College ²⁰	AFT	119	1971	1972	2	1	8/15/93
Southeastern Illinois College	NEA	61	1985	1984	2	1	8/15/94
Spoon River College	NEA	35	1973	1976	2	1	9/1/92
State Community College of East St. Louis ²¹	IFT/AFT	41	1980	1982	2	1	6/30/91
Triton College	AFT	228 ft	1973		2	1	6/30/92

Institution	Bargaining Agent+	Unit Size	Cur.Agent Elected	Initial Contract++	2/4 Yr. College Campuses#	No. of Contract Expiration
-------------	-------------------	-----------	-------------------	--------------------	---------------------------	----------------------------

ILLINOIS (Cont.)

Waubensee Com. College	AFT	67	1968	1970	2	1	6/30/94
------------------------	-----	----	------	------	---	---	---------

William Rainey Harper College	AFT	219	1976	1976	2	1	8/15/93
-------------------------------	-----	-----	------	------	---	---	---------

IOWA

Des Moines Area Com. College	NEA	257 f/pt	1976	1976	2	4	8/14/94
------------------------------	-----	----------	------	------	---	---	---------

Ankeny Campus
Boone Campus
Carroll Campus
Urban Campus

Eastern Iowa Community College District IX	NEA	155 ft	1975	1976	2	3	8/13/93
--	-----	--------	------	------	---	---	---------

Clinton Comm. Col.
Muscatin Comm. Col.
Scott Comm. Col.

Hawkeye Institute of Technology	NEA	118 ft	1980	1981	2	1	6/30/91
---------------------------------	-----	--------	------	------	---	---	---------

Iowa Central Community College	NEA	92 ft	1975	1976	2	1	6/30/93
--------------------------------	-----	-------	------	------	---	---	---------

Iowa Lakes Com. College	NEA	84 f/pt	1975	1976	2	2	6/30/91
-------------------------	-----	---------	------	------	---	---	---------

North Campus
South Campus

Institution	Bargaining Agent+	Unit Size	Cur. Agent Elected	Initial Contract++	2/4 Yr. College Campuses#	No. of Contract Expiration
IOWA (Cont.)						
Iowa Western Community College	NEA	115 ft	1975	1976	2	2 8/14/92
Clarinda Campus					2	
Council Bluffs Campus					2	
Kirkwood Com. College	NEA	203 ft	1975	1976	2	2 8/29/94
Cedar Rapids Campus					2	
Iowa City Campus					2	
Northeast Iowa Community College (Area I)	NEA	90 ft 25 pt	1975	1976	2	2 8/15/92
Calmar Campus					2	
Peosta Campus					2	
Northwest Iowa Technical College (Area IV)	NEA	37 ft	1975	1976	2	1 6/30/93
Southeastern Community College	NEA	88 ft	1987	1976	2	2 6/30/91
North Campus					2	
South Campus					2	
Southwestern Community College	NEA	44 ft	1975	1976	2	2 7/31/90
Creston					2	
Red Oak					2	

Institution	Bargaining Agent+	Unit Size	Cur. Agent Elected	Initial Contract++	2/4 Yr. College	No. of Campuses#	Contract Expiration
IOWA (Cont.)							
University of Northern Iowa	NEA (AAUP/NEA ²² 1976)	680 f/pt	1980	1977	4	1	6/30/93
Western Iowa Tech Com. College	NEA ²³	70 ft	1976	1978	2	1	6/30/92
KANSAS							
Butler County Community College	NEA	108 ft	1971	1971	2	1	7/31/93
Cloud County Community College	NEA	47 ft	1970	1973	2	1	6/30/93
Coffeyville Community College	Ind. (NEA 1980)	35 ft	1982		2	1	6/30/89
Colby Community College	NEA (Ind. 1972)	55	1988	1975	2	1	6/30/91
Cowley County Community College	NEA	40	1969	1970	2	1	7/31/93
Dodge City Com. College	KEA/NEA (Ind. 1974)	55 ft	1991	1972	2	1	6/30/92
Fort Scott Com. College	Ind. (FSCAPE) (NEA 1974)	34	1984	1985	2	1	5/15/89

Institution	Bargaining Agent+	Unit Size	Cur. Agent Elected	Initial Contract++	2/4 Yr. College Campuses#	No. of Contract Expiration
KANSAS (Cont.)						
Garden City Community College	NEA	65 ft	1971	1973	2	1 6/30/92
Hutchinson Com. College	NEA	72 f/pt		1969	2	1 6/30/92
Independence Community College	NEA	33	1970	1970	2	1 6/30/94
Johnson County Community College	NEA	267 ft	1980	1981	2	1 6/30/93
Kansas City Kansas Com. College	NEA	126 ft	1971	1971	2	1 6/30/93
Labelle Com. College	NEA	39	1970	1970	2	2 6/30/92
Main Campus Oswego Campus					2 2	
Pittsburg State Univ.	NEA	218	1974	1978	4	1 6/30/90
Pratt Community College	NEA	25 f/pt	1977	1977	2	1 6/30/92
MAINE						
Maine Maritime Academy	MSEA	50	1988	1988	4	1 9/30/95
Maine Technical College System	NEA/MTA	292.5		1971	2	6 6/30/93

Institution	Bargaining Agent+	Unit Size	Cur. Agent Elected	Initial Contract++	2/4 Yr. College	No. of Campuses#	Contract Expiration
-------------	-------------------	-----------	--------------------	--------------------	-----------------	------------------	---------------------

Maine Technical College System (Cont.)

Central Maine Tech. Col.					2		
Eastern Maine Tech. Col.					2		
Kennebec Valley Tech. Col.					2		
Northern Maine Tech. Col.					2		
Southern Maine Tech. Col.					2		
Washington County Tech. Col.					2		

Univ. of Maine System	NEA	1,275	1978	1979	4	7	6/30/93
Univ. of Maine					4		
Univ. of Maine-Augusta					4		
Univ. of Maine-Farmington					4		
Univ. of Maine-Fort Kent					4		
Univ. of Maine-Machias					4		
Univ. of Maine-Presque Isle					4		
Univ. of Southern Maine					4		

o Part-time Faculty	PATFA/AFT	250	1986	1988	4	7	8/31/93
---------------------	-----------	-----	------	------	---	---	---------

MARYLAND

Montgomery College	AAUP	400	1980	1982	2	3	8/23/94
Germantown Campus					2		
Rockville Campus					2		
Takoma Park Campus					2		

New Community College of Baltimore	AFT	162 ft	1969	1970	2	2	6/30/90
Harbor Campus					2		
Liberty Campus					2		

Institution	Bargaining Agent+	Unit Size	Cur. Agent Elected	Initial Contract++	2/4 Yr. College Campuses#	No. of Contract Expiration
MARYLAND (Cont.)						
Towson State University	AAUP	525	1973	1975	4	1 8/31/93
MASSACHUSETTS						
*Becker College Leicester Campus Worcester Campus	AFT	49	1974	1975	2 2 2	2 8/31/93
*Berklee Col. of Music	AFT	151 ft	1985	1986	4	1 6/1/92
o Part-time Faculty	AFT	54 pt	1985	1986	4	1 6/1/92
*Emerson College	AAUP	95 ft	1975	1976	4	1 8/31/94
*Endicott College	NEA	42 ft	1973	1974	2	1 8/30/93
*Laboure College	NEA	22 ft	1975	1979	2	1 6/30/93
Massachusetts Community College System ²⁴	NEA/MTA/ MCCC ²⁵	1,700	1976	1976	2	15 6/30/93
Berkshire Comm. Col.					2	2
Bristol Comm. Col.					2	2
Bunker Hill Comm. Col.					2	2
Cape Cod Comm. Col.					2	2
Greenfield Comm. Col.					2	2
Holyoke Comm. Col.					2	2
Mass. Bay Comm. Col.					2	2
Massasoit Comm. Col.					2	2
Middlesex Comm. Col.					2	2
Mount Wachusett Comm. Col.					2	2

Institution	Bargaining Agent+	Unit Size	Cur.Agent Elected	Initial Contract++	2/4 Yr. College Campuses#	No. of Contract Expiration
-------------	-------------------	-----------	-------------------	--------------------	---------------------------	----------------------------

Massachusetts Community College System (Cont.)

North Shore Comm. Col.					2	
Northern Essex Comm. Col.					2	
Quinsigamond Comm. Col.					2	
Roxbury Comm. Col.					2	
Springfield Tech. Comm. Col.					2	

o Div. of Continuing Ed.	NEA/MTA/ MCCC	1,800 pt	1987	1991	2	15	8/20/93
--------------------------	------------------	-------------	------	------	---	----	---------

Massachusetts State Colleges ²⁶	NEA/MTA	1,535	1977	1977	4	9	6/30/93
--	---------	-------	------	------	---	---	---------

Bridgewater St. Col.					4		
Fitchburg St. Col.					4		
Framingham St. Col.					4		
Mass. College of Art					4		
Mass. Maritime Academy					4		
North Adams St. Col.					4		
Salem St. Col.					4		
Westfield St. Col.					4		
Worcester St. Col.					4		

o Div. of Cont. Educ.	NEA/MTA	1,050 pt	1987	1989	4	9	8/31/92
-----------------------	---------	-------------	------	------	---	---	---------

Univ. of Massachusetts	MSP/FSU/ MTA/NEA	1,800	1976	1978	4	4	6/30/93
------------------------	---------------------	-------	------	------	---	---	---------

Amherst Campus ²⁷					4		
Boston Campus					4		
Lowell Campus ²⁸	MSP/MTA/ NEA	509			4		

Institution	Bargaining Agent+	Unit Size	Cur.Agent Elected	Initial Contract++	2/4 Yr. College	No. of Campuses#	Contract Expiration
University of Massachusetts (Cont.)							
Dartmouth Campus ²⁹	AFT	313	1970	1970	4	1	6/30/93
o Part-time and Visiting Lecturers	AFT	77	1985	1986	4		6/30/93
*Wentworth Institute of Technology	AFT		1973	1976	4	2	
Boston Campus		130			4		8/30/92
East Coast Aero Technical School		30			18 months		1993
MICHIGAN							
*Adrian College	NEA	56	1975	1977	4	1	8/31/93
Alpena Community College	NEA	59	1965	1965	2	1	8/20/94
*Baker College of Flint	NEA	27 ft	1978	1978	2/4	1	8/31/92
Bay de Noc Community College	MEA/NEA (Ind. 1971)	43 ft	1973	1971	2	1	8/30/95
Central Michigan University	NEA (CMUFA 1969)	648	1977	1970	4	1	6/30/93

Institution	Bargaining Agent+	Unit Size	Cur. Agent Elected	Initial Contract++	2/4 Yr. College Campuses#	No. of Contract Expiration
MICHIGAN (Cont.)						
*Detroit College of Business	NEA (Ind. 1971)	27 ft	1973	1971	4	1 6/30/94
Eastern Michigan University	AAUP	691 ft	1974	1974	4	1 8/31/93
Ferris State University	NEA	536 ft	1973	1973	4	1 6/30/94
Glen Oaks Community College	NEA	31 ft	1968	1968	2	1 8/31/93
Gogebic Community College	NEA	47	1965	1965	2	1 8/15/92
Grand Rapids Community College	Ind.	489 f/pt	1965	1965	2	1 6/30/94
Henry Ford Community College	AFT	213	1965	1966	2	3 8/16/93
Dearborn Heights Campus Main Campus Searle Technical Campus Ctr.					2 2	
Highland Park Community College	AFT	43	1966	1989	2	1 6/30/92
Jackson Community College	NEA	112 ft	1965	1966	2	1 8/31/94
Kalamazoo Valley Community College	NEA	105	1969	1969	2	1 5/94

Institution	Bargaining Agent+	Unit Size	Cur. Agent Elected	Initial Contract++	2/4 Yr. College	No. of Campuses#	Contract Expiration
MICHIGAN (Cont.)							
Kellogg Community College	MEA/NEA (AFT 1967)	97 ft 2 pt	1968	1968	2	1	8/15/93
*Kendall College of Art and Design	KFA/MEA/NEA	72	1974	1989	4	1	8/22/93
Kirtland Community College	AFT/MFT (Ind. 1969, NEA 1973)	38 ft	1985	1971	2	1	6/30/93
Lake Superior State University	MEA/NEA	118 ft	1978	1978	4	1	8/31/94
Lansing Community College	MEA/NEA	1,000 f/pt	1968	1969	2	1	8/19/94
Macomb Community College	Ind.	324 ft	1966	1967	2	3	8/14/93
Center Campus Fraser Campus South Campus					2 2 2		
Mid Michigan Community College	MEA/NEA	36 ft	1968	1969	2	1	8/22/91
Monroe County Community College	MEA/NEA	61 ft	1973	1969	2	1	8/31/96
Montcalm Community College	MEA/NEA	29 ft	1968	1968	2	1	8/15/94
Mott Community College	NEA	415	1966	1966	2	2	8/24/92

Institution	Bargaining Agent+	Unit Size	Cur. Agent Elected	Initial Contract++	2/4 Yr. College Campuses#	No. of Contract Expiration
Mott Community College (Cont.)						
Fenton Campus					2	
Main Campus					2	
Muskegon Community College	MEA/NEA	98 ft	1965	1967	2	1 8/31/94
North Central Michigan College	MEA/NEA	30	1980	1981	2	1 8/31/93
Northern Michigan University	AAUP	305 ft	1975	1976	4	1 6/30/94
St. Clair College of Technology and Applied Sciences	MEA/NEA	26 ft	1980	1980	4	1 8/25/95
Oakland Community College	MEA/NEA	296	1971	1966	2	4 8/31/92
Auburn Hills Campus					2	
Highland Lakes Campus					2	
Orchard Ridge Campus					2	
Southeast Campus					2	
Oakland University	AAUP	385 ft 57 pt	1970	1971	4	1 8/14/94
Saginaw Valley State University	MEA/NEA	171 ft	1972	1972	4	1 6/30/93
St. Clair County Community College	MEA/NEA	97	1968	1970	2	1 8/30/94

Institution	Bargaining Agent+	Unit Size	Cur. Agent Elected	Initial Contract++	2/4 Yr. College	No. of Campuses#	Contract Expiration
MICHIGAN (Cont.)							
Schoolcraft College	MEA/NEA	133 ft 306 pt	1972	1967	2	1	8/24/94
*University of Detroit Mercy	MEA/NEA	206 ft	1975	1977	4	2	12/31/92
Mercy Col. of Univ. of Detroit ³⁰							
Washtenaw Community College	MEA/NEA	162 ft	1966	1967	2	1	8/29/93
Wayne County Community College	AFT	141 ft 177 pt	1970	1970	2	4	12/31/94
Downriver Campus					2		
Downtown Campus					2		
Eastern Campus					2		
Northwestern Campus					2		
Wayne State University	AAUP	1,475 f/pt	1972	1972	4	1	7/31/94
West Shore Community College	MEA/NEA (Ind. 1970)	28 ft	1984	1970	2	1	8/20/94
Western Michigan University	AAUP	780 f/pt	1975	1976	4	6	9/6/93
Battle Creek Campus					4		
Benton Harbor Campus					4		
Grand Rapids Campus					4		

Institution	Bargaining Agent+	Unit Size	Cur.Agent Elected	Initial Contract++	2/4 Yr. College Campuses#	No. of Contract Expiration
Western Michigan University (Cont.)						
Kalamazoo (Main) Campus					4	
Lansing Campus					4	
Muskegon Campus					4	
o Language Association	AAUP	6	1988		4	6
MINNESOTA						
Minnesota Community College System	MCCFA/NEA	2,200	1972	1973	2	18 8/31/93
Anoka-Ramsey Com.Col.					2	
Arrowhead Comm. Col. District					2	
Hibbing Comm. Col.					2	
Itasca Comm. Col.					2	
Mesabi Comm. Col.					2	
Rainy River Comm. Col.					2	
Vermilion Comm. Col.					2	
Austin Comm. Col.					2	
Clearwater Comm. Col. District					2	
Brainerd Comm. Col.					2	
Fergus Falls Comm. Col.					2	
Northland Comm. Col.					2	
Inver Hills Comm. Col.					2	
Lakewood Comm. Col.					2	
Minneapolis Comm. Col.					2	
Normandale Comm. Col.					2	
North Hennepin Comm. Col.					2	
Rochester Comm. Col.					2	
Willmar Comm. Col.					2	
Worthington Comm. Col.					2	

Institution	Bargaining Agent+	Unit Size	Cur.Agent Elected	Initial Contract++	2/4 College	Yr. Campuses#	No. of Expiration
MINNESOTA (Cont.)							
Minnesota State University System	IFO ³¹ (Ind.)	3,000	1975	1976	2/4	8	6/30/93
Bemidji St. Univ.					4		
Mankato St. Univ.					4		
Metropolitan St. Univ.					4		
Moorhead St. University					4		
Msil-Akita, Japan					2		
Saint Cloud St. Univ.					4		
Southwest St. Univ.					4		
Winona St. Univ.					4		

University of Minnesota	NEA	308	1976	1980	4	1 ³²	6/30/93
Duluth Campus					4		

MISSOURI							
*Park College	AFT	40	1976	1977	4	1	5/15/92
St. Charles County Community College	AFT	55	1991		2	1	6/93
St. Louis Community College	NEA	471 ft	1977	1977	2	3	6/30/91
Florissant Valley Forest Park Meramec					2	2	2

Institution	Bargaining Agent+	Unit Size	Cur. Agent Elected	Initial Contract++	2/4 Yr. College Campuses#	No. of Contract Expiration
-------------	-------------------	-----------	--------------------	--------------------	---------------------------	----------------------------

MONTANA

Dawson Community College	AFT	30 f/pt	1975	1975	2	1	7/1/91
Eastern Montana College	AAUP/AFT	200 f/pt	1978	1976	4	1	6/30/93
Flathead Valley Community College	NEA	34	1979	1981	2	2	6/30/92
Lincoln Campus Main Campus					2	2	
o Part-time	AFT	84	1990	1991	2	2	6/30/93
Miles Community College	Ind.	24	1973		2	1	6/30/91
Northern Montana College	AFT (NEA 1975)	85	1979	1976	4	1	6/30/91
University of Montana	AFT	509 f/pt	1978	1979	4	1	6/30/93
Western Montana College	AFT (NEA 1975)	47 ft	1983	1975	4	1	6/30/91

NEBRASKA

Central Community College	NSEA/NEA	126	1985	1976	2	3	8/14/91
Columbus-Region 1					2		
Grand Island-Region 2					2		

Institution	Bargaining Agent+	Unit Size	Cur. Agent Elected	Initial Contract++	2/4 Yr. College Campuses#	No. of Contract Expiration
Central Community College (Cont.)						
Hastings-Region 3		2			4	6/30/93
Metropolitan Community College	NEA	140 ft	1974	1974	2	
Elkhorn Valley Campus					2	
Fremont Campus					2	
Fort Omaha Campus					2	
South Campus					2	
Mid-Plains Community College Area	NEA	75	1976	1976	2	1992
McCook Campus					2	
Mid-Plains Campus					2	
Nebraska State Colleges	SCEA/NEA	239	1976	1970	4	6/30/93
Chadron St. Col.			1990		4	
Peru St. Col.					4	
Wayne St. Col.					4	
Northeast Community College	NSEA/NEA	85	1990	1975	2	6/30/93
Southeast Community College	Ind. (NEA 1975)	236	1979	1975	2	6/30/93
Beatrice Campus					2	
Lincoln Campus					2	
Milford Campus					2	

Institution	Bargaining Agent+	Unit Size	Cur.Agent Elected	Initial Contract++	2/4 Yr. College Campuses#	No. of Contract Expiration
-------------	-------------------	-----------	-------------------	--------------------	---------------------------	----------------------------

NEBRASKA (Cont.)

University of Nebraska

Omaha	AAUP	430	1979	1981	4	1	6/30/93
Kearney ³³	UNKEA/NEA	315	1976	1991	4	1	6/30/93

Univ. of Neb.-
Lincoln (Law)

Ind.	25	1976	4	2
------	----	------	---	---

Western Nebraska Community College	NEA	72	1976		2	2	8/31/93
Scottsbluff Campus					2		
Sidney Campus					2		

41

NEVADA

Truckee Meadows Com. Col.

NFA/AAUP	103	1992	2	1
----------	-----	------	---	---

NEW HAMPSHIRE

*Franklin Pierce College	AFT	110 f/pt	1974	1974	4	1	8/31/94
--------------------------	-----	----------	------	------	---	---	---------

Keene State College

NEA ³⁴	157 ft	1977	1979	4	1	1	6/30/91
-------------------	--------	------	------	---	---	---	---------

*New Hampshire College³⁵

NHAPE/AAUP (Ind. 1984)	100	1991	1984	4	1	1	8/31/92
------------------------	-----	------	------	---	---	---	---------

Univ. of New Hampshire

AAUP	619	1990	4	1
------	-----	------	---	---

Institution	Bargaining Agent+	Unit Size	Cur. Agent Elected	Initial Contract++	2/4 Yr. College	No. of Campuses#	Contract Expiration
<u>NEW JERSEY</u>							
Atlantic Com. College	NJEA/NEA	75	1968	1970	2	1	6/30/93
Bergen Community College	NJEA/NEA	245 ft	1968	1969	2	1	6/30/93
*Bloomfield College	AAUP	50 f/pt	1973	1975	4	1	6/30/93
Brookdale Community College	NJEA/NEA	200	1971	1974	2	1	6/30/92
Burlington County College	NJEA/NEA	96	1970	1971	2	1	6/30/91
Camden County College	NJEA/NEA (NEA 1968, AFT 1972)	96	1980		2	1 ³⁶	6/30/91
County College of Morris	NJEA/NEA (Ind. 1974)	195	1975	1975	2	1	8/27/92
Cumberland County Col.	NJEA/NEA	48	1968	1969	2	1	6/30/94
Essex County College Newark Campus West Caldwell Campus	NJEA/NEA	148	1968	1970	2 2 2	2	8/31/94
Gloucester County College	AFT (NEA 1968)	78 ft	1972	1969	2	1	6/30/95
Hudson County Community College	NJEA/NEA	45	1989	1989	2	1	6/30/91

Institution	Bargaining Agent+	Unit Size	Cur. Agent Elected	Initial Contract++	2/4 Yr. College	No. of Campuses#	Contract Expiration
<u>NEW JERSEY (Cont.)</u>							
Mercer County Community College	NJEA/NEA	121 ft	1970	1971	2	1 ³⁷	6/30/91
Middlesex County College	AFT	205	1968	1968	2	1	6/30/93
*Monmouth College	AAUP (NEA 1971)	152 ft	1978	1971	4	1	6/30/92
New Jersey Institute of Technology	PSA/AAUP (Ind. 1970)	350	1988	1971	4	1	6/30/92
New Jersey State College System	AFT (NEA 1969)	3,024	1972	1970	4	9	6/30/92
Glassboro St. Col.					4		
Jersey City St. Col.					4		
Kean Col. of New Jersey					4		
Montclair St. Col.					4		
Ramapo Col. of New Jersey					4		
Stockton St. Col.					4		
Thomas A. Edison St. Col.					4		
Trenton St. Col.					4		
William Paterson Col. of NJ					4		
o Part-time Faculty	AFT	102	1987		4	9	6/30/92
Ocean County College	NJEA/NEA	126 ft	1968	1968	2	1	8/25/93
Passaic County Community College	NJEA/NEA	59 ft	1972	1972	2	1	8/20/93

Institution	Bargaining Agent+	Unit Size	Cur. Agent Elected	Initial Contract++	2/4 Yr. College	No. of Campuses#	Contract Expiration
NEW JERSEY (Cont.)							
Raritan Valley Community College ³⁸	AFT (NEA)	92	1973	1974	2	1	6/30/93
*Rider College	AAUP	308 f/pt	1973	1974	4	1	8/31/94
Rutgers, The State University of New Jersey	AAUP	2,552 1,599 (Ta/Ga)	1970	1971	4	3	6/30/92
Camden Campus New Brunswick Campus Newark Campus					4 4 4		
o Adjunct Faculty	AAUP	450	1988	1991	4	3	1994
Salem Community College	NJEA/NEA	39	1975	1976	2	1	6/30/94
Sussex County Community College	AFT	19 ft	1991		2	1	5/31/92 ³⁹
*Union County College ⁴⁰	AAUP	180 ft	1974	1975	2	3	8/31/93
Elizabeth Campus Main Campus-Cranford Plainfield Campus					2 2 2		
University of Medicine and Dentistry of New Jersey	AAUP	1,082 ft 229 pt	1972	1973	4	5	6/30/92
Grad. School of Biomedical Sciences						4	

Institution	Bargaining Agent+	Unit Size	Cur. Agent Elected	Initial Contract++	2/4 Yr. College Campuses#	No. of Contract Expiration
University of Medicine and Dentistry of New Jersey (Cont.)						
New Jersey Dental School					4	
New Jersey Medical School					4	
School of Osteopathic Medicine					4	
Robert Wood Johnson Medical School ⁴¹					4	
o School of Health Related Professions	NJEA/NEA	41 ft	1984	1984	4	3 6/30/92
Warren County Com. Col.	NJEA/NEA	12	1992		2	1
NEW YORK						
*Adelphi University	AAUP	287 ft 381 pt	1972	1973	4	1 ⁴² 8/31/93
Adirondack Community College	NEA (ACCF ⁴³ 1970, AFT 1978)	81	1985	1970	2	1 8/31/92
*Bard College	AAUP	103	1972	1973	4	1 6/30/93
Broome Community College	NYEA/NEA	206 ft 250 pt	1979	1969	2	1 8/31/93
Cayuga County Community College	NYEA/NEA (NEA 1970, ACCF 1972)	72 ft	1978	1970	2	1 8/31/92

⁴¹ 5

Institution	Bargaining Agent+	Unit Size	Cur. Agent Elected	Initial Contract++	2/4 Yr. College	No. of Campuses#	Contract Expiration
NEW YORK (Cont.)							
City University of New York	PSC/AFT/ AAUP ⁴⁴	9,300 ft 7,900 pt	1969	1969	2/4	18	8/31/90
Baruch College					4		
Bor. of Manhattan Comm. Col.					2		
Bronx Comm. Col.					2		
Brooklyn College					4		
City College					4		
College of Staten Island					4		
Grad. School & Univ. Center					4		
Hostos Comm. Col.					2		
Hunter College					4		
John Jay Col. of Criminal Justice					4		
Kingsborough Comm. Col.					2		
LaGuardia Comm. Col.					2		
Lehman College					4		
Medgar Evers College					2		
New York City Tech. Col.					4		
Queens College					4		
Queensborough Comm. Col.					2		
York College					4		
o Research Foundation	PSC/AFT/ AAUP	59	1969	1974		1	9/30/91
Clinton Com. College	NYEA/NEA (ACCF 1972)	55 ft	1978	1973	2	1	8/31/91
*College of Insurance	AAUP	13	1985	1987	4	1	8/31/93

Institution	Bargaining Agent+	Unit Size	Cur. Agent Elected	Initial Contract++	2/4 Yr. College	No. of Campuses#	Contract Expiration
NEW YORK (Cont.)							
Columbia-Greene Com. College	NYEA/NEA (NYSUT/AFT 1971)	49 ft	1979	1971	2	1	8/31/93
*Cooper Union	NYSUT/AFT	61	1975	1978	4	1	8/31/93
Cornell University ILR							
o Adjunct Faculty	NYSUT/AFT	200	1981	1981	4	3	8/31/92
Long Island Campus					4		
New York City Campus					4		
Westchester/Rockland Campus					4		
*Culinary Institute of America	Ind.	105	1979	1979	2	1	5/31/95
*Dowling College	NYSUT/AFT	94	1978	1979	4	1	8/31/97
Dutchess Community College	NEA (NYSUT/AFT 1968)	200	1987	1969	2	1	8/31/94
o Adjunct Faculty	NEA (NYSUT/AFT 1985)	270	1987	1987	2	1	8/31/93
*D'Youville College	AAUP	72 ft	1976	1977	4	1	8/31/92

Institution	Bargaining Agent+	Unit Size	Cur. Agent Elected	Initial Contract++	2/4 Yr. College Campuses#	No. of Contract Expiration
NEW YORK (Cont.)						
Erie Community College	Ind. (FFECC) (NEA 1971, ACCF 1972)	510	1978	1967	2 3	8/31/91
City Campus					2	
North Campus					2	
South Campus					2	
Fashion Institute of Technology	NYSUT/AFT ⁴⁵	502 ft 233 pt	1967		2/4 1	11/30/91
o Adjunct Faculty	NYSUT/AFT	621	1971			11/30/91
Finger Lakes ⁴⁶ Community College	NYEA/NEA (ACCF 1974)	170 ft	1978	1975	2 1	8/31/94
Fulton-Montgomery Comm. College	NYEA/NEA (NEA 1969, ACCF 1972)	81 ft	1978	1969	2 1	8/31/93
Genesee Community College	NYEA/NEA (NEA 1970, ACCF 1972)	142 ft	1978	1970	2 1	8/31/93
Herkimer County Com. College	NYSUT/AFT (Ind. 1975)	125	1983	1977	2 1	8/31/91
*Hofstra University	AAUP	440 ft 300 pt	1973	1974	4 1	8/31/96

Institution	Bargaining Agent+	Unit Size	Cur. Agent Elected	Initial Contract++	2/4 Yr. College	No. of Campuses#	Contract Expiration
NEW YORK (Cont.)							
Hudson Valley Community College	Ind. (NYEA/NEA 1969, ACCF 1972)	240 ft	1983	1969	2	1 ⁴⁷	8/31/92
o Opportunity Center	NYSUT/AFT	26 ft	1976	1976	2	1	8/31/92
Jamestown Community College	AFT (Ind.1970)	125	1992	1970	2	2	8/31/92
Cattaraugus County Campus Jamestown Campus					2	2	
o Jefferson Com. College	NYEA/NEA	89 ft	1975	1969	2	1	8/31/94
*Long Island University							
Brooklyn Center	NYSUT/AFT (AFT 1970)	200	1976	1972	4	1	8/31/94
o College of Pharmacy	AAUP	30	1978	1979	4	1	10/31/91
C.W. Post Center	NYSUT/AFT	350	1976	1975	4	1	8/31/94
o Adjunct Faculty	CWA (NYEA/NEA 1978)	425	1987	1979	4	1	10/31/93
Southampton Center	NYSUT/AFT (NYSUT 1973)	64	1976	1975	4	1	8/31/94
*Marymount College	AAUP	56	1976	1977	4	1	8/31/92

Institution	Bargaining Agent+	Unit Size	Cur. Agent Elected	Initial Contract++	2/4 Yr. College Campuses#	No. of Contract Expiration
NEW YORK (Cont.)						
Mohawk Valley Community College	NYSUT/AFT	210 ft	1972	1972	2	2 8/31/92
Rome Campus					2	
Utica Campus					2	
Monroe Community College	NYSUT/AFT	442 ft 264 pt	1969	1969	2	1 8/31/93
Nassau Community College	NYSUT/AFT (Ind., NCCFT)	658	1969	1969	2	1 8/31/95
o Adjunct Faculty	NYSUT/AFT (AFA)	2,080	1974	1974	2	1 9/30/95
*New York Inst. of Tech.	AAUP	311	1970	1971	4	3 8/31/92
Central Islip Campus					4	
New York City Campus					4	
Old Westbury-Main Campus					4	
*New York Univ. Law School	Ind.		1973		4	1
Niagara County Com. College	NYEA/NEA (ACCF)	225	1978	1969	2	1 8/31/93
*Niagara University	AAUP (Ind. 1975)	140	1989	1979	4	1 8/31/93
North Country Community College	NYEA/NEA (NEA 1969, ACCF 1972)	62 ft	1978	1970	2	3 8/31/90

Institution	Bargaining Agent+	Unit Size	Cur. Agent Elected	Initial Contract++	2/4 Yr. College	No. of Campuses#	Contract Expiration
North Country Community College (Cont.)							
Malone Campus		2					
Saranac Lake Campus		2					
Ticonderoga Campus		2					
Onondaga Com. College	NYSUT/AFT ⁴⁸	197 ft	1967	1968	2	1	8/31/92
Orange County Community College	NYEA/NEA (NEA 1969, ACCF 1972)	125	1978	1969	2	1	8/31/92
*Pratt Institute	NYSUT/AFT (AFT 1971, NYSUT)	120 ft 350 pt	1971	1972	4	2	8/31/92
Brooklyn Pratt Manhattan Center					4		
					4		
Rockland Com. College	NYSUT/AFT	164	1969	1967	2	1	8/31/91
*St. John's University	AAUP/Ind.	615 ft 305 pt	1970	1970	2/4	2	6/30/91
Queens Staten Island					2/4		
					2/4		

Institution	Bargaining Agent+	Unit Size	Cur. Agent Elected	Initial Contract++	2/4 Yr. College	No. of Campuses#	Contract Expiration
NEW YORK (Cont.)							
Schenectady County Community College	NYEA/NEA (NEA 1970, ACCF 1972)	71	1978	1971	2	1	8/31/94
State Univ. of New York	UUP ⁴⁹ / NYSUT/ AFT (NYSUT 1971, UUP/AFT 1976)	16,200	1978	1971	2/4	29	6/30/95
College of Technology							
Alfred					2		
Canton					2		
Cobleskill					2		
Delhi					2		
Farmingdale					2		
Morrisville					2		
Col. of Environmental Sci. and Forestry at Syracuse					4		
Inst. of Technology at Utica/Rome					4		
Empire State College					4		
Maritime Col. at Fort Schuyler					4		
State University Colleges							
Brockport					4		
Buffalo					4		
Cortland					4		
Fredonia					4		
Geneseo					4		
New Paltz					4		

Institution	Bargaining Agent+	Unit Size	Cur. Agent Elected	Initial Contract++	2/4 Yr. College	No. of Campuses#	Contract Expiration
State University of New York (Cont.)							
Old Westbury						4	
Oneonta						4	
Oswego						4	
Plattsburgh						4	
Potsdam						4	
Purchase						4	
State University of New York							
Albany						4	
Binghamton						4	
Buffalo						4	
Stony Brook						4	
Medical Centers							
Brooklyn Health Sci. Center						4	
Col. of Optometry at New York City						4	
Syracuse Health Sci. Center						4	
Suffolk County Community College							
	NYSUT/AFT	394 ft	1970	1970	2	3	8/31/91
		941 pt					
Eastern Campus (Riverhead)							
Selden Campus					2		
Western Campus (Brentwood)					2		
Sullivan County Community College							
	NEA (ACCF 1974)	120	1978	1976	2	1	8/31/92
*Taylor Business Inst.							
	NYSUT/AFT	20	1969	1970	2	1	6/30/91
Tompkins-Cortland Community College							
	NYEA/NEA	91	1982	1983	2	1	8/31/92

Institution	Bargaining Agent+	Unit Size	Cur. Agent Elected	Initial Contract++	2/4 Yr. College	No. of Campuses#	Contract Expiration
NEW YORK (Cont.)							
*Trocaire College	Ind.	34 ft 46 pt	1974	1981	2	1	8/15/92
Ulster County Community College	Ind.	75	1989	1970	2	1	8/31/92
U.S. Merchant Marine Academy	AFGE (UFCT, 1968)	91	1978	1968	4	1	6/92
*Utica College of Syracuse University	AAUP	119 ft	1976	1977	4	1	6/30/93
Westchester Com. Col.	NYSUT/AFT	210	1969	1969	2	1	8/31/91
OHIO							
Central Ohio Technical College	AFT	41	1990	1991	2	1	12/31/92
Central State University	AAUP	125	1985	1985	4	1	8/31/91
Cincinnati Technical College	AAUP	131	1989	1990	2	1	8/31/93
Cuyahoga Community College District	AAUP	372 ft	1977	1978	2	3	9/1/92
Eastern Campus					2		
Metropolitan Campus					2		
Western Campus					2		
*Dyke College	AFT	18 ft	1975	1976	4	1	8/31/94

Institution	Bargaining Agent+	Unit Size	Cur. Agent Elected	Initial Contract++	2/4 Yr. College	No. of Campuses#	Contract Expiration
-------------	-------------------	-----------	--------------------	--------------------	-----------------	------------------	---------------------

OHIO (Cont.)

Edison State College	NEA	43	1985	1986	2	1	8/19/95
Hocking Technical College	OEA/NEA	58	1986	1988	2	1	12/31/90
Jefferson Technical College	OEA/NEA	43	1985	1986	2	1	12/31/94
Kent State University	AAUP ⁵⁰ (AAUP/NEA 1975)	877 ft	1977	1978	2/4	8	9/16/92
Ashtabula Regional Campus					2		
East Liverpool Regional Campus					2		
Geauga Regional Campus					2		
Main Campus					4		
Salem Regional Campus					2		
Stark County Regional Campus					2		
Trumbull Regional Campus					2		
Tuscarawas Regional Campus					2		
Lakeland Community College	NEA	110 ft	1978	1978	2	1	8/31/92
Northwest Technical College	NEA	47	1975	1973	2	1	8/31/94
Owens Technical College	AFT	103	1989	1989	2	2	2/16/95
Shawnee State University	NEA	105	1975	1976	4	1	8/31/93
Southern State Community College	NEA	40	1985	1986	2	3	8/31/92

Institution	Bargaining Agent+	Unit Size	Cur. Agent Elected	Initial Contract++	2/4 Yr. College Campuses#	No. of Contract Expiration
Southern State Community College (Cont.)						
Central Campus			2		2	8/15/94
North Campus			2		2	
South Campus			2		2	
Terra Technical College	AFT/OFT	52	1991	1986	2	1
University of Cincinnati	AAUP	1,930	1975	1976	2/4	3
Clermont General & Tech. Col. Main Campus					2	
Raymond Walters Col.					2	
					4	
*University of Rio Grande	Ind.	85	1976	1985	2/4	1
Salaries Only 6/93 Tenure- 6/30/88						
*Wilberforce University	AAUP	49 ft	1979	1979	4	1
Youngstown State University	NEA	429 ft	1972	1973	4	1
9/25/93						
OREGON						
Blue Mountain Community College	NEA/OEA	71 ft	1975	1976	2	1
Central Oregon Community College	Ind. ⁵¹ (Ind. 1975, NEA 1979)	85 ft 110 pt	1985	1977	2	1
6/30/92						

⁵¹ 5/93

Institution	Bargaining Agent+	Unit Size	Cur. Agent Elected	Initial Contract++	2/4 Yr. College	No. of Campuses#	Contract Expiration
<u>OREGON (Cont.)</u>							
Chemeketa Community College	NEA/OEA	225	1974	1974	2	1	6/30/91
o Adjunct Faculty	NEA/OEA	320 pt	1984	1984	2	1	6/30/92
Clackamas Community College	NEA/OEA	148 ft	1975	1973	2	1	6/30/95
o Adjunct Faculty	NEA/OEA	443 pt	1986	1986	2	1	6/30/93
Clatsop Community College	NEA	36 ft	1975	1975	2	1	6/30/93
Lane Community College	NEA	282 ft	1974	1974	2	1	6/30/93
o Linn-Benton Community College	Ind.	156 ft	1974	1974	2	1	6/30/93
Mount Hood Community College	NEA/OEA (Ind. 1976)	160 ft	1980	1976	2	1	8/31/91
o Part-time Faculty	NEA/OEA	400	1982	1984	2	1	6/30/91
Portland Community College	OFT/AFT	380	1974	1975	2	4 ⁵²	8/31/92
Cascade Campus					2		
Open Campus					2		
Rock Creek Campus					2		
Sylvania Campus					2		
o Part-time Faculty	OFT/AFT	781	1984	1986	2	4	9/14/94
Portland State University	AAUP	625	1978	1979	4	1	6/30/93
o Part-time Faculty	AFT	250	1978	1979	4	1	6/30/93

Institution	Bargaining Agent+	Unit Size	Cur. Agent Elected	Initial Contract++	2/4 Yr. College Campuses#	No. of Contract Expiration
OREGON (Cont.)						
Rogue Community College	NEA/OEA	65 ft	1975	1975	2	1 6/30/95
Southern Oregon State College	Ind.	198 ft	1973	1975	4	1 6/30/91
Southwestern Oregon Community College	AFT	54 ft	1974	1974	2	1 6/30/93
Treasure Valley Community College	NEA/OEA	56	1980	1980	2	1 6/30/95
Western Oregon State College	AFT	180 f/pt	1977	1977	4	1 6/30/93
*Western States Chiropractic College	Ind./AFT	35 ft 26 pt	1978	1979	4	1 6/30/92

PENNSYLVANIA

Bucks County Community College	AFT	181	1971	1972	2	1 8/14/92
Butler County Community College	PSEA/NEA (NEA, 1973)	137	1991		2	1
Community College of Allegheny County	AFT	445	1971	1972	2	4 8/22/95
Allegheny Campus (Pittsburgh)						2
Boyce Campus (Monroeville)						2
North Campus (Pittsburgh)						2

Institution	Bargaining Agent+	Unit Size	Cur.Agent Elected	Initial Contract++	2/4 Yr. College Campuses#	No. of Contract Expiration
Community College of Allegheny County (Cont.)						
South Campus (West Mifflin)					2	
Community College of Beaver County	NEA (AFT 1970)	54 ft	1973	1972	2	1 8/31/92
Community College of Philadelphia	AFT	363 ft	1970	1970	2	1 ⁵³ 8/31/95
o Adjunct Faculty	AFT	808 pt	1978	1983	2	1 8/31/95
Delaware County Com. College	PSEA/NEA	100 ft	1974	1975	2	1 8/31/93
*Lackawanna Jr. College	NEA	22 ft	1979	1980	2	1 12/31/89
Lehigh County Community College	NEA	70 ft	1970	1972	2	1 8/31/94
Lincoln University	AAUP	80 ft	1972	1973	4	1 8/31/91
Luzerne County Community College	NEA	109	1971	1971	2	1 8/31/93
Montgomery County Community College	AFT (AAUP 1979)	150 ft	1982	1980	2	1 8/31/94
*Moore College of Art and Design	AFT	37 ft 30 pt	1971	1971	4	1 8/31/95
Northampton Community College	AFT	101	1976	1977	2	1 6/30/95

Institution	Bargaining Agent+	Unit Size	Cur. Agent Elected	Initial Contract++	2/4 Yr. College Campuses#	No. of Contract Expiration
PENNSYLVANIA (Cont.)						
Pennsylvania College of Technology ⁵⁴	NEA	217	1971	1972	2/4	2 8/96
Main Campus - Williamsport North Campus - Wellsboro					2/4 2/4	
Pennsylvania State System of Higher Education	APSCUF/ AFT ⁵⁵ (NEA 1971, Ind. 1977, APSCUF/AFT AAUP, 1979)	5,190 f/pt	1971	1971	4	14 6/30/94
Bloomsburg Univ. of Penn.					4	
California Univ. of Penn.					4	
Cheyney Univ. of Penn.					4	
Clarion Univ. of Penn.					4	
East Stroudsburg Univ. of Penn.					4	
Edinboro Univ. of Penn.					4	
Indiana Univ. of Penn.					4	
Kutztown Univ. of Penn.					4	
Lock Haven Univ. of Penn.					4	
Mansfield Univ. of Penn.					4	
Millersville Univ. of Penn.					4	
Shippensburg Univ. of Penn.					4	
Slippery Rock Univ. of Penn.					4	
West Chester Univ. of Penn.					4	
*Peirce Jr. College	PSEA/NEA	50	1992		2	1
Reading Area Community College	AFT	52	1974	1975	2	1 6/30/93

Institution	Bargaining Agent+	Unit Size	Cur. Agent Elected	Initial Contract++	2/4 Yr. College Campuses#	No. of Contract Expiration
PENNSYLVANIA (Cont.)						
*Robert Morris College	AFT	121 ft	1974	1975	4	2 5/4/93
Pittsburgh Campus Coraopolis Campus						
*Spring Garden College	AFT	32 ft	1979	1979	4	1 8/31/90
Temple University	TAUP/AFT	1,164	1990	1973	4	3 6/30/90
Ambler Campus					4	
Philadelphia Campus					4	
Tyler School of Art Campus					4	
Temple University Law School	Ind.	43 ft	1973	1973	4	1 6/30/91 Salaries Only
Thaddeus Stevens State School of Technology	PSEA/NEA	41	1972	1972	2	1 8/15/93
University of Pittsburgh Medical School	Ind.	831 f/pt	1976		4	1
(See also "No Agent" Listing)						
*University of Scranton	Ind.	252 ft	1974	1974	4	1 8/31/94
Westmoreland County Community College	NEA	89 ft	1972	1972	2	1 6/30/93

Institution	Bargaining Agent+	Unit Size	Cur. Agent Elected	Initial Contract++	2/4 Yr. College Campuses#	No. of Contract Expiration
<u>RHODE ISLAND</u>						
*Bryant College	AFT	140 ft 120 pt	1967	1967	4	1 7/31/92
Community College of Rhode Island	NEA	321.5 f/pt	1972	1972	2	3 6/30/92
Lincoln Campus					2	
Providence Campus					2	
Warwick Campus					2	
Rhode Island College	AFT	375 ft	1972	1972	4	1 6/30/92
*Rhode Island School of Design	NEA	114 ft	1978	1979	4	1 6/30/93
o Adjunct Faculty	NEA	96 pt	1980	1979	4	1 6/30/93
*Roger Williams College	NEA	119 ft 56 pt	1972	1973	4	2 6/30/92
Bristol Campus					4	
Providence Branch					4	
University of Rhode Island	AAUP	695	1971	1972	4	4 6/30/92
C.C.E. Campus					4	
Kingston Campus					4	
Narragansett Bay Campus					4	
W. Alton Jones Campus					4	

Institution	Bargaining Agent+	Unit Size	Cur. Agent Elected	Initial Contract++	2/4 Yr. College	No. of Campuses#	Contract Expiration
<u>SOUTH DAKOTA</u>							
South Dakota Board of Regents System	NEA	1,051 ft	1977	1979	4	6	6/30/92
Black Hills St. Univ.					4		
Dakota St. Univ.					4		
Northern St. Univ.					4		
S.D. Sch. of Mines & Tech.					4		
S.D. State University					4		
Univ. of South Dakota					4		
<u>VERMONT</u>							
Vermont State Colleges	AFT	280	1973	1975	2/4	4	8/31/94
Castleton St. Col.					4		
Johnson St. Col.					4		
Lyndon St. Col.					4		
Vermont Tech. Col.					2		
o Adjunct Faculty ⁵⁶	AFT	113	1991		2/4	4	
<u>WASHINGTON</u>							
Bates Technical College	AFT	200 ft 55 pt	1981		2	1	8/31/92
Bellevue Community College	NEA	450 ft	1972	1972	2	1	8/31/91
Bellingham Technical College	NEA	36 ft 120 pt			2	1	8/31/92

Institution	Bargaining Agent+	Unit Size	Cur. Agent Elected	Initial Contract++	2/4 Yr. College Campuses#	No. of Contract Expiration
WASHINGTON (Cont.)						
Big Bend Community College	Ind. (Ind./NEA 1965, AFT 1975, WEA/NEA 1980)	48	1980	1972	2	1 6/12/92
Centralia College ⁵⁷	AFT (NEA 1968)	80 ft 124 pt	1986	1986	2	1 ⁵⁸ 6/30/92
Clark College	WEA/NEA (Ind. 1964)	195	1974	1964	2	1 7/31/94
Clover Park Tech. College	AFT	119 ft 161 pt	1978		2	1 8/31/93
Columbia Basin Community College	WEA/NEA	37 f/pt	1972	1973	2	1 6/30/91
Community Colleges of Spokane ⁵⁹	WEA	368 ft 749 pt	1970	1977	2	2 6/30/94
Spokane Comm. Col. Spokane Falls Comm. Col.					2	2
Cornish College of the Arts	AFT	26 ft 101 pt	1981		4	1 8/31/92
Edmonds Community College	AFT (Ind. 1969)	150 ft 300 pt	1975	1976	2	1 ⁶⁰ 6/30/94
Everett Community College	AFT (Ind. 1969)	107 ft 145 pt	1975	1976	2	1 6/30/94

Institution	Bargaining Agent+	Unit Size	Cur. Agent Elected	Initial Contract++	2/4 Yr. College	No. of Campuses#	Contract Expiration
WASHINGTON (Cont.)							
Green River Community College	AFT/NEA	103 ft 120 pt	1972	1973	2	1	5/15/90
Highline Community College	NEA	130 ft 250 pt	1965	1969	2	1	8/31/91
Lake Washington Tech. College	AFT	51 ft 107 pt	1978		2	1	8/31/92
Lower Columbia College	Ind. (LCCFAHE) (NEA 1967)	82	1981	1972	2	1	6/30/94
Olympic College	NEA	96 ft 305 pt	1964		2	1	6/30/94
Peninsula College	NEA/WEA	43 ft 65 pt	1967	1980	2	1	6/30/92
Pierce College ⁶¹	AFT (Ind. 1989; SEIU 1981; NEA 1969)	150 ft 265 pt	1992	1969	2	2	4/12/92
Fort Steilacoom Campus Puyallup Campus							
Renton Technical College	AFT	65 ft 350 pt	1979		2	1	8/31/92

Institution	Bargaining Agent+	Unit Size	Cur.Agent Elected	Initial Contract++	2/4 Yr. College Campuses#	No. of Contract Expiration
WASHINGTON (Cont.)						
Seattle Community College District VI	AFT	330	1968	1968	2 3	8/31/91
Central Campus					2	
North Campus					2	
South Campus					2	
Shoreline Community College	AFT (NEA 1970)	302 f/pt	1974	1975	2 1	6/30/93
Skagit Valley College	NEA	94 ft 220 pt	1965	1969	2 2	6/30/92
Mount Vernon Campus Whidbey Campus					2 2	
South Puget Sound Community College	AFT (NEA 1968)	72 ft 154 pt	1986	1989	2 1	6/30/92
Tacoma Community College	AFT	92 ft 193 pt	1972	1973	2 1	6/30/93
Walla Walla Community College	NEA	106	1968	1970	2 3	6/30/95
Clarkston Center Main Campus WA St. Penitentiary Campus					2 2	

Institution	Bargaining Agent+	Unit Size	Cur. Agent Elected	Initial Contract++	2/4 Yr. College Campuses#	No. of Contract Expiration
WASHINGTON (Cont.)						
Wenatchee Valley College	NEA	63 ft 120 pt	1965	1975	2	2
Main Campus					2	
North Campus					2	
Whatcom Community College	AFT	125 f/pt	1975	1976	2	1
Yakima Valley Community College	AFT (NEA 1971, AFT 1973)	375 f/pt	1978	1973	2	1
WISCONSIN						
Blackhawk Technical College	AFT/WFT	94	1972	1974	2	1
Chippewa Valley Tech. College ⁶²	WEA/NEA	210	1985	1969	2	4
Chippewa Falls Campus					2	
Eau Claire Campus					2	
Menomonee Campus					2	
River Falls Campus					2	
Fox Valley Technical College	NEA	270	1968	1969	2	2
Fox Valley Tech. Inst.- Appleton						2

Institution	Bargaining Agent+	Unit Size	Cur.Agent Elected	Initial Contract++	2/4 Yr. College	No. of Campuses#	Contract Expiration
Fox Valley Technical College (Cont.)							
Fox Valley Tech. Inst.- Oshkosh			1982	1973	2	4	6/30/93
Gateway Technical College	WEA/NEA (AFT 1972)	250	1982	1973	2	4	6/30/93
Gateway Aviation Cntr.-Kenosha					2		
Gateway Tech.-Elkhorn					2		
Gateway Tech.-Kenosha					2		
Gateway Tech.-Racine					2		
Lakeshore Technical College	NEA/LEA	108 ft	1968	1968	2	1	6/30/93
Madison Area Vocational & Technical College	AFT	387	1969	1969	2	7	6/30/93
Mad. Area Tech. Col.-Commercial Ave.							
Mad. Area Tech. Col.-Downtown					2		
Mad. Area Tech. Col.-Ft. Atkinson					2		
Mad. Area Tech. Col.-Truax					2		
Mad. Area Tech. Col.-Portage					2		
Mad. Area Tech. Col.-Reedsburg					2		
Mad. Area Tech. Col.-Watertown					2		
Mid-State Technical College	NEA	87	1970	1970	2	3	8/21/92
Marshfield					2		
Stevens Point					2		
Wisconsin Rapids					2		

Institution	Bargaining Agent+	Unit Size	Cur. Agent Elected	Initial Contract++	2/4 Yr. College Campuses#	No. of Contract Expiration
<u>WISCONSIN (Cont.)</u>						
Milwaukee Area Technical College	AFT	600 ft	1963	1967	2 4	6/30/92
Milwaukee Campus					2	
North Campus					2	
South Campus					2	
West Campus					2	
		1206 pt	1992		2 4	
Moraine Park Technical College	AFT	138	1969	1969	2 3	6/30/93
Beaver Dam Campus					2	
Fond du Lac Campus					2	
West Bend Campus					2	
North Central Technical College	NEA	138	1969	1969	2 2	6/30/91
Main Campus-Wausau					2	
Satellite-Antigo					2	
Northeast Wisconsin Technical College	NEA (AFT 1967)	210	1972	1972	2 3	8/24/92
Green Bay Campus					2	
Marinette Campus					2	
Sturgeon Bay Campus					2	
*Northland College	Ind.	42 ft	1975	1979	4 1	6/30/90

Institution	Bargaining Agent+	Unit Size	Cur. Agent Elected	Initial Contract++	2/4 Yr. College Campuses#	No. of Contract Expiration
WISCONSIN (Cont.)						
Southwest Wisconsin Technical College	AFT	90 ft 200 pt	1972	1978	2	1 6/30/93
Waukesha County Technical College	NEA	166 ft 110 pt	1967	1967	2	3 7/31/93
Menomonee Falls Campus					2	
Pewaukee (Main Campus)					2	
Waukesha Campus					2	
Western Wisconsin Technical College	AFT (Ind. 1976)	190	1976	1977	2	1 6/30/94
Wisconsin Indianhead VTAE District	AFT	142	1972	1972	2	4 6/30/93
Ashland Campus					2	
New Richmond Campus					2	
Rice Lake Campus					2	
Superior Campus					2	
GUAM						
University of Guam	GFT/AFT	130	1985	1976	4	1 1992

FOOTNOTES

*As long as a certificate of recognition is in effect, the institution is designated as having a bargaining agent, even if no collective bargaining has ever taken place. No distinction is made between agents certified as a result of elections and those voluntarily recognized.

**Three dashes (---) in this column indicate that according to available information, no contract has been signed.

#For purposes of this study, the National Center for Education Statistics' (NCES) definition of a branch campus, along with institutional self-reporting, was used. NCES defines branch campuses as those possessing the following characteristics: a permanent administration, offer programs at least two years in length, located in a community different from parent institutions so as not to be within commuting distance.

*Private institution.

**First contract between parties.

YColleges and universities that have exercised a Yeshiva-like claim.

ft indicates full-time, pt part-time.

1. Sources for this publication include communication with institutions, faculty organizations, The Chronicle of Higher Education, and the Government Employee Relations Report. Data on bargaining unit size, date of first contract and number of campuses have been obtained through institution and agent self reporting.

2. The University of Alaska, a statewide system of higher education, restructured itself from 15 separate accredited institutions (which included all the former community colleges) to four separate accredited institutions. The former community colleges, with the exception of Prince William Sound Community College, became extended colleges of one of the three new University centers.

3. Independent agent. Certification covers professional and non-professional librarians. No collective bargaining activity reported; union in inactive status.

4. Claremont Colleges consist of: Claremont McKenna College, Claremont Univ. Grad. School, Harvey Mudd College, Pitzer College, Pomona College and Scripps College.

5. Formerly Marin Community College.

6. Includes two educational centers.

7. See "No-Agent" listing.
8. Includes five off-campus locations.
9. Includes seven campus centers: Alemany, Chinatown C.C. Center, C.C. Skills Center, Downtown Center, John Adams Community Center, John O'Connell C.C. Center and Mission C.C. Center.
10. Santa Clarita Community College District encompasses the College of the Canyons which was cited in previous Directories.
11. Includes eight outreach centers.
12. Includes three satellite centers.
13. The only organized faculty bargaining unit in the University of California System is at Santa Cruz.
14. The Connecticut Community College System and the Connecticut State Technical Colleges were placed under the jurisdiction of a joint Board of Trustees in 1989. However, the faculty at these institutions continue to bargain in two separate units: the community college faculty remain in their original bargaining unit (CCCC) and the technical faculty in theirs (AFT).
15. Formerly Post College.
16. Members of three Florida unions representing Florida State University System (UFF), several community colleges (UCCFF), and faculty at two private colleges merged their organizations into the United Faculty of Florida, Local 1847 of AFT (1979). In 1982, AFT dechartered UFF; UFF then affiliated with NEA.
17. Rejected decertification/opt out election (Sept. 1981).
18. Rejected decertification attempt (1978).
19. Chicago State, Eastern Illinois, Governors State, Northeastern Illinois, and Western Illinois Universities bargain collectively as one unit.
20. Formerly Thornton Community College.
21. East St. Louis Community College and State Community College merged into State Community College of East St. Louis.
22. The recognized bargaining agent, AAUP/NEA, defeated a decertification attempt by the AFT (1979).
23. Rejected decertification attempt (1978).
24. The Board of Regents of Higher Education is comprised of the Massachusetts Community College System and Massachusetts State Colleges; they bargain as two separate units.

25. The recognized bargaining agent, MTA/NEA, defeated a decertification attempt by the AFT (1983).

26. Rejected decertification attempt (1978).

27. University of Massachusetts-Amherst campus rejected decertification attempt (1980).

28. Legislation enacted in September 1991; former name was University of Lowell.

29. Legislation enacted in September 1991; former name was Southeastern Massachusetts University.

30. Mercy College affiliated with the University of Detroit. A bargaining agent election was held in 1990 for the newly formed unit of 206 faculty. In that election, NEA defeated AAUP and retained bargaining rights.

31. Independent bargaining agent (IFO) voluntarily disaffiliated from NEA in 1990 and now bargains as independent local.

32. The University of Minnesota has four campuses: Twin Cities, Morris, Duluth, (four-year institutions); and Crookston (a two-year institution). Waseca, a fifth campus, was closed effective 6/30/92. Duluth is the only unionized campus.

33. Kearney State College, formerly part of the Nebraska State College System, is now part of the University of Nebraska. For collective bargaining purposes, the faculty unit at Kearney remained intact.

34. Rejected decertification attempt (January 1979).

35. Formerly independent, affiliation vote held in 1991. Faculty select AAUP by a vote of 60-2. AAUP Chapter non-board certified.

36. Includes one campus center.

37. Includes the Kerney Campus Center.

38. Formerly Somerset County College.

39. Existing contract in place prior to election of agent.

40. Union College and Union County Technical Institute merged into Union County College. AAUP, the bargaining agent at Union College, defeated NEA, the bargaining agent at Union County Technical Institute, and won agent status at the newly formed institution. (AAUP-109, NEA-67).

41. Formerly Rutgers Medical School.

42. Includes five extension centers.
43. Associated Community College Faculties ceases to exist as independent union (8/31/78). Individual locals vote to affiliate with either NYSUT/AFT or NYEA/NEA.
44. AAUP affiliated with PSC/AFT (February 1981).
45. Initial faculty agent elected in 1967. Separate staff and adjunct bargaining agents elected in 1971. Three units subsequently combined into one in 1972.
46. Formerly called the Community College of the Finger Lakes.
47. Includes the Capital District Educational Campus Center.
48. Adjunct faculty, which previously had been designated as a separate bargaining unit, included with full-time faculty unit (1985).
49. United University Professions defeated challenge to agent status by NYEA (December 1978). The unit includes faculty and non-teaching professionals.
50. Faculty at Kent State University voted to sever ties with NEA, while retaining affiliation with AAUP (1979).
51. Unit voted to disaffiliate with NEA (1985).
52. Includes Ross Island, Open Campus, Southeast and Stadium Campus Centers.
53. Includes thirty-seven sites.
54. Formerly Williamsport Area Community College. This is a two-year college authorized to offer the baccalaureate in certain specialties.
55. APSCUF is the bargaining agent regardless of their affiliation.
56. In 1987, part-time adjunct faculty elected AFT as bargaining agent. Ensuing litigation resulted in new election being ordered. New election held in 1991. AFT certified by VERB.
57. Centralia College and South Puget Sound Community College, which had bargained separately were merged into District XII. In 1988, new legislation was passed separating the district.
58. Includes Garrett Heyns Educational Center.
59. Formerly Washington State Community College District XVII.

60. Edmonds C.C. provides educational services for the State Department of Corrections. The unit does not differentiate among teaching assignments.

61. Formerly Fort Steilacoom Community College.

62. Formerly comprised of two entities -- District I Technical Institute, and Area Vocational Technical & Adult Education District I.



**ADJUNCT FACULTY CONTRACTS AND BARGAINING
AGENTS IN PUBLIC AND PRIVATE INSTITUTIONS
IN THE UNITED STATES**

**ADJUNCT FACULTY CONTRACTS AND BARGAINING AGENTS
IN PUBLIC AND PRIVATE INSTITUTIONS IN THE UNITED STATES**

Institution	Bargaining Agent+	Unit Size	Cur. Agent Elected	Initial Contract++	2/4 Yr. College	No. of Campuses#	Contract Expiration
CALIFORNIA							
Coast Community College	CTA/NEA	1,304	1979	1980	2	3	9/1/93
Coastline Comm. Col.						2	
Golden West Comm. Col.						2	
Orange Coast Comm. Col.						2	
<hr/>							
Rancho Santiago Community College District ¹	CTA/NEA	25 ft 787 pt	1977		2	2	6/30/93
<hr/>							
Santa Rosa Junior College	AFT	86	1989		2	1	
<hr/>							
State Center Community College District	AFT	400	1992		2	2	
Fresno City College					2		
Kings River Community College					2		
<hr/>							
University of San Francisco	AFT	350	1981	1985	4	1	1/1/94

CONNECTICUT

Conn. State Technical Colleges	AFT	213	1992		2		
Greater New Haven State Technical College							
Hartford State Technical College							
Norwalk State Technical College							
Thames Valley State Technical College							

 Institution Bargaining Unit Cur.Agent Initial 2/4 Yr. No. of Contract
 Agent+ Size Elected Contract++ College Campuses# Expiration

Connecticut State Technical Colleges (Cont.)

Waterbury State Technical College

DISTRICT OF COLUMBIA

*American University (Ind.) ELIFA 24 1982 1982 4 1 12/31/92

ILLINOIS

Highland Community College AFT 3 2 1 8/20/84

80

Northern Illinois University AFT 200 1992 4 1 1
 temp. fac.

Oakton Community NEA 75 1985 1987 2 1 8/10/93

MAINE

University of Maine System PATFA/AFT 250 1986 1988 4 7 8/31/93

- Univ. of Maine 4
- Univ. of Maine-Augusta 4
- Univ. of Maine-Farmington 4
- Univ. of Maine-Fort Kent 4
- Univ. of Maine-Machias 4
- Univ. of Southern Maine 4

 Institution Bargaining Unit Cur.Agent Initial 2/4 Yr. No. of Contract
 Agent+ Size Elected Contract++ College Campuses# Expiration

MASSACHUSETTS

*Berklee College of Music	AFT	54	1985	1986	4	1	6/1/92
Massachusetts Community College System ¹	NEA/MTA/ MCCC	1,800	1987	1991	2	15	8/20/93
Berkshire Comm. Col.					2		
Bristol Comm. Col.					2		
Bunker Hill Comm. Col.					2		
Cape Cod Comm. Col.					2		
Greenfield Comm. Col.					2		
Holyoke Comm. Col.					2		
Massachusetts Bay Comm. Col.					2		
Massasoit Comm. Col.					2		
Middlesex Comm. Col.					2		
Mt. Wachusett Comm. Col.					2		
North Shore Comm. Col.					2		
Northern Essex Comm. Col.					2		
Quinsigmond Comm. Col.					2		
Roxbury Comm. Col.					2		
Springfield Tech. Comm. Col.					2		

Massachusetts State Colleges ¹	NEA/MTA	1,050 pt	1987	1989	4	9	8/31/92
---	---------	-------------	------	------	---	---	---------

Bridgewater St. Col. 4
 Fitchburg St. Col. 4
 Framingham St. Col. 4
 Mass. Col. of Art 4

Institution	Bargaining Agent+	Unit Size	Cur. Agent Elected	Initial Contract++	2/4 Yr. College	No. of Campuses#	Contract Expiration
Massachusetts State Colleges (Cont.)							
Mass. Maritime of Academy						4	
North Adams St. Col.						4	
Salem St. Col.						4	
Westfield St. Col.						4	
Worcester St. Col.						4	
University of Massachusetts- Dartmouth	AFT	77	1985	1986	4	1	6/30/93
MICHIGAN							
Northern Michigan University ²	MEA/NEA	26	1980	1980	2	1	8/25/92
MONTANA							
Flathead Valley Community College	AFT	238	1990	1991	2	2	6/30/93
Lincoln Co. Campus Main Campus					2	2	
NEW JERSEY							
New Jersey State College System	AFT	102	1987	---	4	9	6/30/92
Glassboro St. Col.						4	
Jersey City St. Col.						4	

 Institution Bargaining Unit Cur.Agent Initial 2/4 Yr. No. of Contract
 Agent+ Size Elected Contract++ College Campuses# Expiration

New Jersey State College System (Cont.)

Kean Col. of New Jersey 4
 Montclair St. Col. 4
 Ramapo Col. of New Jersey 4
 Stockton St. Col. 4
 Thomas A. Edison St. Col. 4
 Trenton St. Col. 4
 Wm. Paterson Col. of New Jersey 4

Rutgers State University of New Jersey AAUP 450 1988 1991 4 31994
 Camden Campus 4
 New Brunswick Campus 4
 Newark Campus 4

NEW YORK

Cornell University, ILR NYSUT/AFT 200 1981 1981 4 3 8/31/92
 Long Island Campus 4
 New York City Campus 4
 Westchester/Rockland Campus 4

Dutchess Community College NEA 270 1987 1987 2 1 8/31/93
 (NYSUT/AFT
 1985)

*Long Island University, C.W. Post Center CWA 425 1987 1979 4 1
 10/31/93 (NYEA/NEA
 1978)

Institution	Bargaining Agent+	Unit Size	Cur. Agent Elected	Initial Contract++	2/4 Yr. College	No. of Campuses#	Contract Expiration
<u>NEW YORK (Cont.)</u>							
Nassau Community College	NYSUT/AFT	2,080 (AFA)	1974	1974	2	1	9/30/95
<u>OREGON</u>							
Chemeketa Community College	NEA/OEA	320	1984	1984	2	1	6/30/92
Clackamas Community College	NEA/OEA	430	1986	1986	2	1	6/30/92
Mount Hood Community College	NEA/OEA	400	1982	1984	2	1	6/30/91
Portland Community College	OFT/AFT	984	1984	1986	2	3	9/14/91
Cascade Campus						2	
Rock Creek Campus						2	
Sylvania Campus						2	
Portland State University	AFT	250	1978	1979	4	1	6/30/93
<u>PENNSYLVANIA</u>							
Community College of Philadelphia	AFT	808	1978	1983	2	1	8/31/95
<u>RHODE ISLAND</u>							
*Rhode Island School of Design	NEA	96	1980		4	1	6/30/93


Institution	Bargaining Agent+	Unit Size	Cur. Agent Elected	Initial Contract++	2/4 Yr. College	No. of Campuses#	Contract Expiration
<u>VERMONT</u>							
Vermont State Colleges	AFT	113	1991	---	2/4	4	
Castleton St Col.						4	
Johnson St. Col.						4	
Lyndon St. Col.						4	
Vermont Tech. Col.						2	

WISCONSIN

Milwaukee Area Technical Colleges	AFT	1206	1992				
-----------------------------------	-----	------	------	--	--	--	--

FOOTNOTES

1. Continuing Education Faculty
2. School of Technology & Applied Sciences



**GRADUATE AND TEACHING ASSISTANT CONTRACTS AND
BARGAINING AGENTS IN PUBLIC AND PRIVATE
INSTITUTIONS IN THE UNITED STATES**

**GRADUATE AND TEACHING ASSISTANT CONTRACTS AND BARGAINING AGENTS
IN PUBLIC AND PRIVATE INSTITUTIONS IN THE UNITED STATES**

Institution	Bargaining Agent+	Unit Size	Cur.Agent Elected	Initial Contract++	2/4 Yr. College Campuses#	No. of Contract Expiration
<u>FLORIDA</u>						
Florida State University System-Graduate Assistants United	UFF/FTP/ NEA	3,500		1982	4	2 6/30/93
Univ. of Florida						4
Univ. of S. Florida						4

MASSACHUSETTS

University of Massachusetts-Amherst	GEO/UAW	2,000	1990	1991	4	1 1994
-------------------------------------	---------	-------	------	------	---	--------

MICHIGAN

University of Michigan	AFT	1,800	1976	1976	4	3 2/1/93
Ann Arbor						4
Dearborn						4
Flint						4

NEW JERSEY

Rutgers, State University of New Jersey	AAUP	1,599 (TA/GA)	1970	1971	4	3 6/30/92
---	------	------------------	------	------	---	-----------

Institution	Bargaining Agent+	Unit Size	Cur. Agent Elected	Initial Contract++	2/4 Yr. College	No. of Campuses#	Contract Expiration
Rutgers, State University of (Cont.)							
New Jersey						4	
Camden Campus						4	
New Brunswick Campus						4	
Newark Campus						4	

NEW YORK

State University of New York	GSEU/CWA	3,900	1992		2/4	29	
------------------------------	----------	-------	------	--	-----	----	--

OREGON

University of Oregon	AFT	1,176	1977	1978	4	1	7/31/93
----------------------	-----	-------	------	------	---	---	---------

WISCONSIN

University of Wisconsin-Madison	TAA/AFT	2,400	1987	1988	4	1	6/30/93
University of Wisconsin-Milwaukee	AFT	645	1991	4		1	

**FACULTY COLLECTIVE BARGAINING
AT CANADIAN UNIVERSITIES**

1
2
3
4
5
6
7
8
9
10
11
12
13
14
15
16
17
18
19
20
21
22
23
24
25
26
27
28
29
30
31
32
33
34
35
36
37
38
39
40
41
42
43
44
45
46
47
48
49
50
51
52
53
54
55
56
57
58
59
60
61
62
63
64
65
66
67
68
69
70
71
72
73
74
75
76
77
78
79
80
81
82
83
84
85
86
87
88
89
90
91
92
93
94
95
96
97
98
99
100
101
102
103
104
105
106
107
108
109
110
111
112
113
114
115
116
117
118
119
120
121
122
123
124
125
126
127
128
129
130
131
132
133
134
135
136
137
138
139
140
141
142
143
144
145
146
147
148
149
150
151
152
153
154
155
156
157
158
159
160
161
162
163
164
165
166
167
168
169
170
171
172
173
174
175
176
177
178
179
180
181
182
183
184
185
186
187
188
189
190
191
192
193
194
195
196
197
198
199
200
201
202
203
204
205
206
207
208
209
210
211
212
213
214
215
216
217
218
219
220
221
222
223
224
225
226
227
228
229
230
231
232
233
234
235
236
237
238
239
240
241
242
243
244
245
246
247
248
249
250
251
252
253
254
255
256
257
258
259
260
261
262
263
264
265
266
267
268
269
270
271
272
273
274
275
276
277
278
279
280
281
282
283
284
285
286
287
288
289
290
291
292
293
294
295
296
297
298
299
300
301
302
303
304
305
306
307
308
309
310
311
312
313
314
315
316
317
318
319
320
321
322
323
324
325
326
327
328
329
330
331
332
333
334
335
336
337
338
339
340
341
342
343
344
345
346
347
348
349
350
351
352
353
354
355
356
357
358
359
360
361
362
363
364
365
366
367
368
369
370
371
372
373
374
375
376
377
378
379
380
381
382
383
384
385
386
387
388
389
390
391
392
393
394
395
396
397
398
399
400
401
402
403
404
405
406
407
408
409
410
411
412
413
414
415
416
417
418
419
420
421
422
423
424
425
426
427
428
429
430
431
432
433
434
435
436
437
438
439
440
441
442
443
444
445
446
447
448
449
450
451
452
453
454
455
456
457
458
459
460
461
462
463
464
465
466
467
468
469
470
471
472
473
474
475
476
477
478
479
480
481
482
483
484
485
486
487
488
489
490
491
492
493
494
495
496
497
498
499
500
501
502
503
504
505
506
507
508
509
510
511
512
513
514
515
516
517
518
519
520
521
522
523
524
525
526
527
528
529
530
531
532
533
534
535
536
537
538
539
540
541
542
543
544
545
546
547
548
549
550
551
552
553
554
555
556
557
558
559
560
561
562
563
564
565
566
567
568
569
570
571
572
573
574
575
576
577
578
579
580
581
582
583
584
585
586
587
588
589
590
591
592
593
594
595
596
597
598
599
600
601
602
603
604
605
606
607
608
609
610
611
612
613
614
615
616
617
618
619
620
621
622
623
624
625
626
627
628
629
630
631
632
633
634
635
636
637
638
639
640
641
642
643
644
645
646
647
648
649
650
651
652
653
654
655
656
657
658
659
660
661
662
663
664
665
666
667
668
669
670
671
672
673
674
675
676
677
678
679
680
681
682
683
684
685
686
687
688
689
690
691
692
693
694
695
696
697
698
699
700
701
702
703
704
705
706
707
708
709
710
711
712
713
714
715
716
717
718
719
720
721
722
723
724
725
726
727
728
729
730
731
732
733
734
735
736
737
738
739
740
741
742
743
744
745
746
747
748
749
750
751
752
753
754
755
756
757
758
759
760
761
762
763
764
765
766
767
768
769
770
771
772
773
774
775
776
777
778
779
780
781
782
783
784
785
786
787
788
789
790
791
792
793
794
795
796
797
798
799
800
801
802
803
804
805
806
807
808
809
810
811
812
813
814
815
816
817
818
819
820
821
822
823
824
825
826
827
828
829
830
831
832
833
834
835
836
837
838
839
840
841
842
843
844
845
846
847
848
849
850
851
852
853
854
855
856
857
858
859
860
861
862
863
864
865
866
867
868
869
870
871
872
873
874
875
876
877
878
879
880
881
882
883
884
885
886
887
888
889
890
891
892
893
894
895
896
897
898
899
900
901
902
903
904
905
906
907
908
909
910
911
912
913
914
915
916
917
918
919
920
921
922
923
924
925
926
927
928
929
930
931
932
933
934
935
936
937
938
939
940
941
942
943
944
945
946
947
948
949
950
951
952
953
954
955
956
957
958
959
960
961
962
963
964
965
966
967
968
969
970
971
972
973
974
975
976
977
978
979
980
981
982
983
984
985
986
987
988
989
990
991
992
993
994
995
996
997
998
999
1000

FACULTY COLLECTIVE BARGAINING AT CANADIAN UNIVERSITIES*

Institution Size	Affiliation Elected	Unit Contract++	Cur. Agent Expiration	Intitial	Contract
ALBERTA**					
Augustana University	CAUT				Annual
University of Alberta	CAUT ¹	2,034	1982		Annual
University of Athabasca	CAUT	135	1982		
University of Calgary	CAUT	1,352	1982		Annual
University of Lethbridge	CAUT	281	1982		Annual
MANITOBA					
Brandon University	CAUT	195	1978	1978	3/31/93
Saint-Boniface	ACPU/MGEA	43	1983	1977	3/31/94
University of Manitoba	CAUT	1,152	1974	1975	3/31/93
University of Winnipeg	CAUT	257	1981	1982	3/31/93
NEW BRUNSWICK					
Université de Moncton	ACPU	305	1976	1977	6/30/94
Mount Allison University	CAUT	116	1982	1984	6/30/95
St. Thomas University	CAUT	84	1976	1977	6/30/92

Institution	Affiliation	Unit Size	Cur. Agent Elected	Initial Contract++	Contract Expiration
<u>NEW BRUNSWICK (Cont.)</u>					
Saint-Louis Maillet	ACPU	49	1972	1972	8/31/92
Shippagan	ACPU	24	1978	1978	6/30/92
University of New Brunswick	CAUT	596	1979	1980	6/30/95
<u>NEW FOUNDLAND</u>					
Memorial University	CAUT	903	1988	1988	3/31/95
<u>NOVA SCOTIA</u>					
Acadia University	CAUT	225	1976	1977	6/30/92
Dalhousie University	CAUT	718	1978	1978	6/30/93
Mount St. Vincent University	CAUT	148	1989	1989	3/31/91
Nova Scotia College of Art and Design	CAUT	60	1985	1985	6/30/92
St. Francis Xavier University	CAUT	123	---	---	4/93

Institution	Affiliation	Unit Size	Cur. Agent Elected	Initial Contract++	Contract Expiration
NOVA SCOTIA (Cont.)					
Saint Mary's University	CAUT	200	1974	1974	8/31/91
o Professional Librarians	CAUT	7	1974	1974	8/31/91
Technical University of Nova Scotia	CAUT	112	1980	1980	6/30/92
Université Sainte-Anne	ACPU	40	1982	1980	6/30/89
University College of Cape Breton	CAUT	97	1975	1976	6/30/91
ONTARIO					
Algoma University College	CAUT	33	1976	1980	6/30/92
Algonquin Community College	OPSEU ⁵	775	1971	1971	8/31/94
Brock University	CAUT	275			6/30/97
Cambrian Community College	OPSEU	420	1971	1971	8/31/94
Canadore Community College	OPSEU	238	1971	1971	8/31/94
Carleton University	CAUT	689	1975	1975	4/30/94
Centennial Community College	OPSEU	511	1971	1971	8/31/94

Institution	Affiliation	Unit Size	Cur. Agent Elected	Initial Contract++	Contract Expiration
ONTARIO					
Conestoga Community College	OPSEU	342	1971	1971	8/31/94
Confederation Community College	OPSEU	250	1971	1971	8/31/94
Durham Community College	OPSEU	250	1971	1971	8/31/94
Fanshawe Community College	OPSEU	686	1971	1971	8/31/94
George Brown Community College	OPSEU	740	1971	1971	8/31/94
Georgian Community College	OPSEU	366	1971	1971	8/31/94
Hearst University	ACPU	15	1982	1983	6/30/91
Humber Community College	OPSEU	735	1971	1971	6/30/94
King's College	CAUT	55	1973	1973	Annual
La Cité Collegiate	OPSEU	186	1989		8/31/94
Lake University	CAUT	273	1979	1981	6/30/93
O Professional Librarians	CAUT	11	1979	1981	6/30/93
Lambton Community College	OPSEU	168	1971	1971	8/31/94
Laurentian University	CAUT	278	1979	1980	6/30/95

Institution	Affiliation	Unit Size	Cur. Agent Elected	Initial Contract++	Contract Expiration
ONTARIO (Cont.)					
Loyalist Community College	OPSEU	196	1971	1971	8/31/94
Mohawk Community College	OPSEU	651	1971	1971	8/31/94
Niagara Community College	OPSEU	290	1971	1971	8/31/94
Northern Community College	OPSEU	166	1971	1971	8/31/94
Ontario Institute for Studies in Education	CAUT	114	1977	1977	6/30/93
Ryerson Polytechnical Institute	CAUT	590	1964	1966	6/30/91
St. Clair Community College	OPSEU	360	1971	1971	8/31/94
St. Lawrence Community College	OPSEU	380	1971	1971	8/31/94
Sault Community College	OPSEU	220	1971	1971	8/31/94
Seneca Community College	OPSEU	725	1971	1971	8/31/94
Sheridan Community College	OPSEU	512	1971	1971	8/31/94
Sir Sandford Fleming Community College	OPSEU	327	1971	1971	8/31/94
Trent University	CAUT	200	1980	1981	6/30/93

Institution	Affiliation	Unit Size	Cur. Agent Elected	Initial Contract++	Contract Expiration
ONTARIO (Cont.)					
University of Ottawa	CAUT	944	1975	1976	4/30/93
University of Windsor	CAUT	547	1977	1976	6/30/93
Wilfred Laurier University	CAUT	235	1988	1988	6/30/93
York University	CAUT	1,067	1977	1976	4/30/92
QUÉBEC					
Bishop's University	FQPPU ² /CAUT	99	1976	1976	12/31/92
Concordia University	FQPPU/CAUT	715	1981	1981	5/31/92
École Polytechnique	FQPPU	194	1979	1979	5/31/91
Institut Armand Frappier	FQPPU	36	1979	1980	3/31/89
Institut National de la Recherche Scientifique	CEQ ³	55	1973	1973	11/30/89
Université Laval	ACPU	1,063	1975	1977	5/30/93
Université de Montréal	FQPPU	1,200	1975	1975	5/31/91
Université du Québec à Chicoutimi	CEQ	210	1979	1979	2/28/89

Institution	Affiliation	Unit Size	Cur. Agent Elected	Initial Contract++	Contract Expiration
QUEBÉC (Cont.)					
Université du Québec à Hull	None	105	1980	1980	2/28/89
Université du Québec à Montréal	CSN ⁴	900	1971	1971	2/28/89
Université du Québec dans l'Ouest	CEQ	58	1982	1982	2/28/89
Université du Québec à Rimouski	CSN	150	1973	1973	2/28/89
Université du Québec à Trois-Rivières	FQPPU	300	1971	1971	2/28/89
Université de Sherbrooke	FQPPU	335	1974	1976	6/30/89
SASKATCHEWAN					
St. Thomas More College	CAUT	37	1977	1977	6/30/90
University of Regina	CAUT	550	1977	1977	6/30/93
o Admin./Tech./Support	CAUT	80	1978	1978	6/30/93
o Campion College	CAUT	12	1977	1977	6/30/93
o Luther College	CAUT	14	1977	1977	6/30/93
o Saskatchewan Indian Federated College	CAUT			1991	
University of Saskatchewan	CAUT	980	1977	1977	6/30/92

⁹ ⁹

Institution	Affiliation	Unit Size	Cur. Agent Elected	Intitial Contract++	Contract Expiration
-------------	-------------	-----------	--------------------	---------------------	---------------------

TOTAL FACULTY MEMBERS

Under provisions of provincial labor legislation at Canadian universities

31,169 (excluding CSN and CEQ affiliates)

SPECIAL PLAN BARGAINING: CANADIAN UNIVERSITIES***

<u>Institution</u>	<u>Affiliation</u>	<u>Bargaining Unit Size</u>	<u>Provisions</u>
<u>BRITISH COLUMBIA</u>			
British Columbia	CAUT	1,776	Annual monetary negotiations culminating in interest arbitration (conventional) pursuant to a "Framework Agreement" for bargaining; provides as well for the negotiation of subsidiary agreements on "Conditions of Appointment."
Simon Fraser	CAUT	476	Some terms and conditions negotiable, others may not be unilaterally altered. Annual monetary negotiations culminating in interest arbitration (conventional).
<u>ONTARIO</u>			
Toronto	CAUT	1,761	Special Plan addresses many terms and conditions of employment; annual salary and benefit negotiations culminating in arbitration.
Guelph	CAUT	556	Comprehensive agreement on terms and conditions of employment; annual salary and benefit negotiations culminating in mediation.
<u>PRINCE EDWARD ISLAND</u>			
Prince Edward Island	CAUT	159	Annual monetary negotiations culminating in interest arbitration (Final Offer Selection) pursuant to framework document; other terms and conditions not part of Special Plan Bargaining arrangement.

FOOTNOTES

*Information provided by Canadian Association of University Teachers, Ottawa. Most local associations have independent bargaining agent status. CAUT does not hold certificates.


**Statutory recognition in 1982.

***Faculty association and Board of Governors engage in bargaining outside the scope of labor legislation.

1. Canadian Association of University Teachers/Association Canadienne des Professeurs.
2. Fédération Québécoise des Professeures et Professeurs d'université.
3. Centrale de l'Enseignement du Québec.
4. Confédération des Syndicats Nationaux.
5. Ontario Public Service Employees Union.

Note: According to information supplied by CAUT, all collective agreements are extended for a period of two years by the Act Respecting Compensation Restraint in the Public Sector.

SUMMARY OF ELECTIONS, UNITED STATES
JANUARY 1 - DECEMBER 31, 1992



SUMMARY OF ELECTIONS - 1992

A. AGENTS ELECTED

Institution	State	Unit Size	Vote	Agent Elected	2/4 Year College
*Edward Waters College	FL	50	AAUP 21 N-Agt 20	AAUP	4
Milwaukee Area Technical Colleges	WI	1,206 pt	AFT 323 N-Agt 86	AFT	2
Northern Illinois University	IL	200 temp.	AFT 68 N-Agt 40	AFT	4
*Peirce Junior College	PA	50	PSEA/NEA 27 N-Agt 9	PSEA/NEA	2
State Center Community College	CA	400 pt	Voluntary Recognition	AFT	2
State University of New York	NY	3,900 GA/TA	CWA 1,936 N-Agt 338	CWA	4
Technical Colleges	CT	213 pt	AFT 118 N-Agt 28	AFT	2
Truckee Meadows Community College	NV	103	Faculty 58 Alliance (AAUP) N-Agt 37	AAUP	2
Warren County Community College	NJ	12	NJEA/NEA 8 N-Agt 4	NJEA/NEA	2

B. CHANGE IN AGENT STATUS

Institution	State	Unit Size	Vote	New Agent	Former Agent	2/4 Year College
Jamestown Community College	NY	125	AFT 53 AAUP 15 NEA 15	AFT	Ind.	2
Pierce College	WA	150 ft 265 pt	AFT 135 NEA 83	AFT	Ind.	2

C. CHALLENGE TO AGENT STATUS

Institution	State	Unit Size	Vote	Challenging Agent	2/4 Year College
Terra Technical College	OH	50	AFT 38 N-Agt 0	N-Agt	2

D. AGENTS DECERTIFIED

No reported faculty agent decertifications in 1992.

E. NO-AGENT VOTES

None reported during 1992.

F. FIRST CONTRACTS SIGNED

No reported first contracts.

STATISTICAL ANALYSIS

"HOW WE COUNT"

We continue to receive queries as to the methods we employ to "count". Set forth below are several explanations as to our "counting" process which, we hope, will be of value to the reader.

INSTITUTIONS: Institutions are identified as colleges and universities that may be autonomous entities having a single campus (University of Montana), or as multi-campus systems (California State University) which bargain collectively as one. Each institution is represented by a single agent and is counted as one agent and/or one contract. The current volume of the Directory shows 483 agents in institutions involved in faculty collective bargaining. However, this figure embraces more than 1,000 campuses. In the example of SUNY, although there are 29 campuses, for the purposes of the Directory this is tabulated as one institution, one agent and 29 campuses.

CAMPUSES: To present another demographic perspective, we also have included a campus "count". A campus, as defined by the National Center for Education Statistics, has a permanent administration, offers programs at least two years in length, and is located in a community different from parent institutions so as not to be within commuting distance. Using SUNY once again, the 29 campuses include the State University Colleges at Buffalo, New Paltz and Potsdam, etc. All are covered by a single agreement. Our own college, Baruch, is one of the 18 campuses included in CUNY and, while reflected in the campus count, is subsumed under CUNY in the institution count.

TWO YEAR/FOUR YEAR: Those institutions that contain two- and four-year colleges within the same system, such as CUNY, are recorded as four-year institutions. However, the two-year components are tabulated as such under the campus count. For example, Queensborough Community College is shown as a unionized two-year campus, but its collective bargaining agreement status is tabulated as one of the 18 campuses under one institution, CUNY.

"WHO WE COUNT"

This Directory includes full-time and part-time faculty, administrators, chairpersons, and other professional staff bargaining units. Professional staff is defined, but not limited to, librarians, counselors, computer specialists, registrars and related titles. It should be noted that at some institutions, librarians and counselors have faculty status, while at others, they are considered administrators. Excluded from the Directory are academic support staff (non-professional) and health care support staff. We acknowledge the existence of some overlap between groups and will make efforts to refine them in future volumes.

We have included a separate listing of graduate student unions, but we have not included those numbers in our statistics.

TABLE TWO
FACULTY BARGAINING AGENTS IN TWO-
AND FOUR-YEAR INSTITUTIONS, 1993

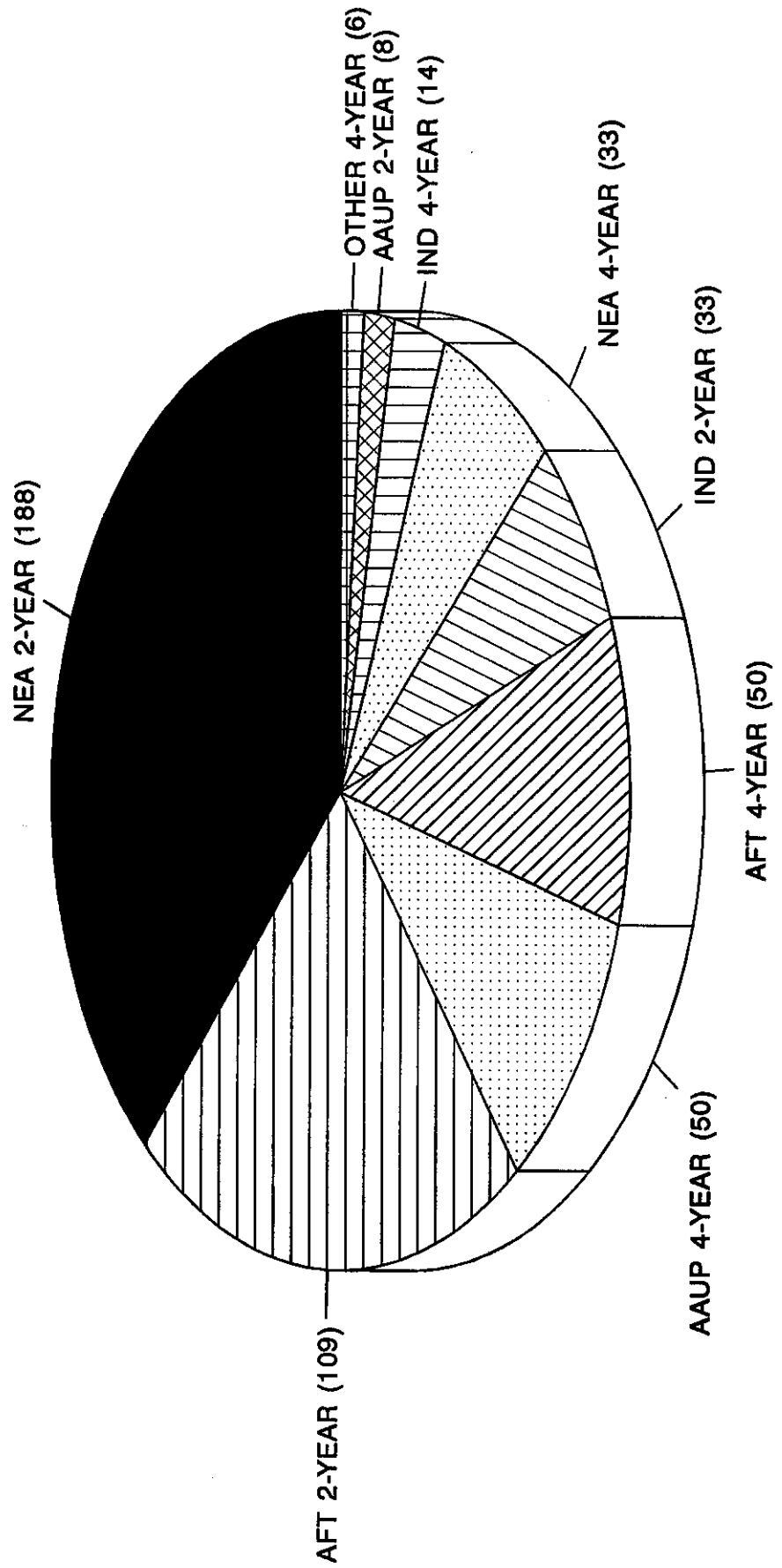


TABLE THREE
FACULTY COLLECTIVE BARGAINING AGREEMENTS
1993

A. PUBLIC INSTITUTIONS

4/2 YEAR	AAUP		AFT		AAUP/ NEA		AFT/ NEA		AAUP/ NEA		AFT/ IND		AAUP/ IND		NEA/ IND		AFGE		AFSCME		OTHER		TOTAL
	AAUP	AFT	AAUP	AFT	AAUP	NEA	AFT	NEA	AAUP	NEA	AFT	IND	AAUP	IND	AAUP	IND	NEA	IND	AFGE	AFSCME	OTHER	TOTAL	
4	22	25	23	3	3	0	1	0	0	0	0	0	0	0	0	0	0	2	1	1	1	1	81
2	4	100	179	31	1	1	0	0	0	0	0	0	0	0	0	0	0	0	0	0	1	1	317
TOTAL	26	125	202	34	4	1	1	0	0	0	0	0	0	0	0	0	0	2	1	1	2	2	398

B. PRIVATE INSTITUTIONS

4/2 YEAR	AAUP		AFT		AAUP/ NEA		AFT/ NEA		AAUP/ NEA		AFT/ IND		AAUP/ IND		NEA/ IND		AFGE		AFSCME		OTHER		TOTAL
	AAUP	AFT	AAUP	AFT	AAUP	NEA	AFT	NEA	AAUP	NEA	AFT	IND	AAUP	IND	AAUP	IND	NEA	IND	AFGE	AFSCME	OTHER	TOTAL	
4	19	19	9	6	0	0	0	0	0	0	1	1	1	1	0	0	0	0	0	0	0	1	56
2	1	3	4	2	0	0	0	0	0	0	0	0	0	0	0	0	0	0	0	0	0	0	10
TOTAL	20	22	13	8	0	0	0	0	0	0	1	1	1	1	0	0	0	0	0	0	1	1	66

C. SUMMARY OF FACULTY COLLECTIVE BARGAINING AGREEMENTS

4/2 YEAR	AAUP		AFT		AAUP/ NEA		AFT/ NEA		AAUP/ NEA		AFT/ IND		AAUP/ IND		NEA/ IND		AFGE		AFSCME		OTHER		TOTAL
	AAUP	AFT	AAUP	AFT	AAUP	NEA	AFT	NEA	AAUP	NEA	AFT	IND	AAUP	IND	AAUP	IND	NEA	IND	AFGE	AFSCME	OTHER	TOTAL	
4	41	44	32	9	3	0	1	1	1	1	1	1	1	1	0	0	0	2	1	1	2	137	
2	5	103	183	33	1	1	0	0	0	0	0	0	0	0	0	0	0	0	0	0	1	327	
TOTAL	46	147	215	42	4	1	1	1	1	1	1	1	1	1	0	0	2	2	1	3	3	N=464	

TABLE FOUR
ANALYSIS OF COLLECTIVE BARGAINING AGENTS AND COLLECTIVE BARGAINING AGREEMENTS
1993

A. RECOGNIZED AGENTS

4/2 YEAR	AAUP		AFT		NEA		IND		AAUP/ NEA		AFT/ IND		AAUP/ IND		NEA/ IND		AFSCME		OTHER		TOTAL
	AAUP	AFT	AAUP	AFT	AAUP	AFT	AAUP	AFT	AAUP	AFT	AAUP	AFT	AAUP	AFT	AAUP	AFT	AAUP	AFT	AAUP	AFT	
4	45	46	32	12	3	0	1	1	1	1	0	0	2	1	3	1	147				
2	6	107	187	33	1	1	0	0	0	0	0	0	0	0	1	0	336				
TOTAL	51	153	219	45	4	1	1	1	1	1	0	2	1	4	1	483					

B. COLLECTIVE BARGAINING AGREEMENTS

4/2 YEAR	AAUP		AFT		NEA		IND		AAUP/ NEA		AFT/ IND		AAUP/ IND		NEA/ IND		AFSCME		OTHER		TOTAL
	AAUP	AFT	AAUP	AFT	AAUP	AFT	AAUP	AFT	AAUP	AFT	AAUP	AFT	AAUP	AFT	AAUP	AFT	AAUP	AFT	AAUP	AFT	
4	41	44	32	9	3	0	1	1	1	1	0	2	1	2	1	137					
2	5	103	183	33	1	1	0	0	0	0	0	0	0	0	1	327					
TOTAL	46	147	215	42	4	1	1	1	1	1	0	2	1	3	464						

C. BARGAINING UNITS WITHOUT AGREEMENTS

4/2 YEAR	AAUP		AFT		NEA		IND		AAUP/ NEA		AFT/ IND		AAUP/ IND		NEA/ IND		AFSCME		OTHER		TOTAL
	AAUP	AFT	AAUP	AFT	AAUP	AFT	AAUP	AFT	AAUP	AFT	AAUP	AFT	AAUP	AFT	AAUP	AFT	AAUP	AFT	AAUP	AFT	
4	4	2	0	3	0	0	0	0	0	0	0	0	0	0	0	1	10				
2	1	4	4	0	0	0	0	0	0	0	0	0	0	0	0	0	9				
TOTAL	5	6	4	3	0	0	0	0	0	0	0	0	0	0	0	1	19				

**TABLE FIVE
 FACULTY BARGAINING AGENTS AND COLLECTIVE
 BARGAINING AGREEMENTS, 1974-1992**

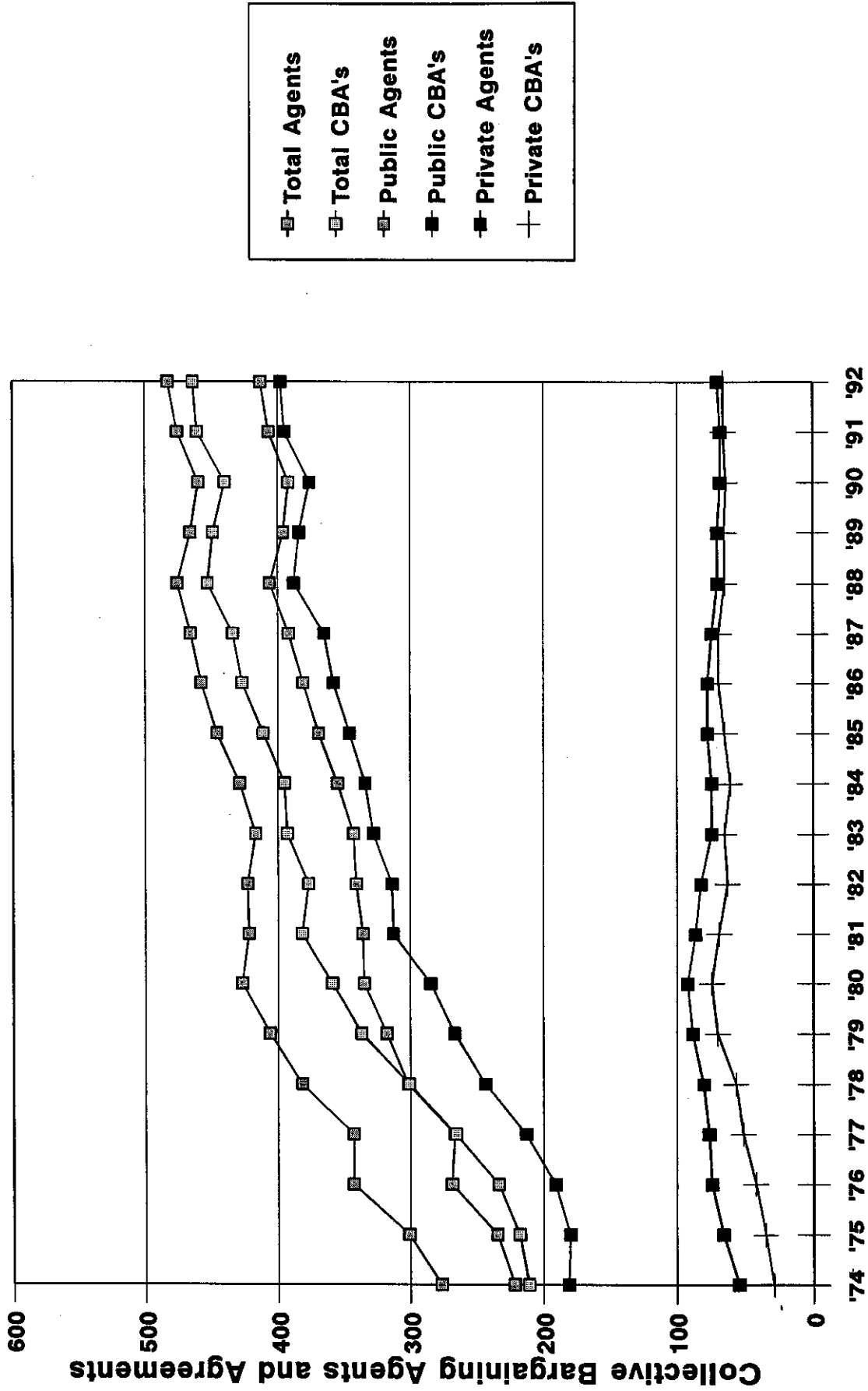


TABLE SIX
FACULTY BARGAINING AGENTS AND COLLECTIVE BARGAINING AGREEMENTS
IN TWO- AND FOUR-YEAR INSTITUTIONS, 1974-1992

	4 YEAR CBAS	4 YEAR AGENTS	2-YEAR CBAS	2-YEAR AGENTS	TOTAL CBAS	TOTAL AGENTS
1974	66	97	145	180	211	277
1975	68	111	150	190	218	301
1976	76	125	158	218	234	343
1977	90	119	176	224	266	343
1978	93	131	208	251	301	382
1979	118	145	219	261	337	406
1980	123	151	236	276	359	427
1981	114	138	268	284	382	422
1982	109	137	268	286	377	423
1983	118	134	275	283	393	417
1984	117	138	278	291	395	429
1985	125	143	286	303	411	446
1986	135	151	292	307	427	458
1987	139	151	295	315	434	466
1988	140	154	313	322	453	476
1989	134	146	315	320	449	466
1990	129	143	311	317	440	460
1991	133	142	328	334	461	476
1992	137	147	327	336	464	483

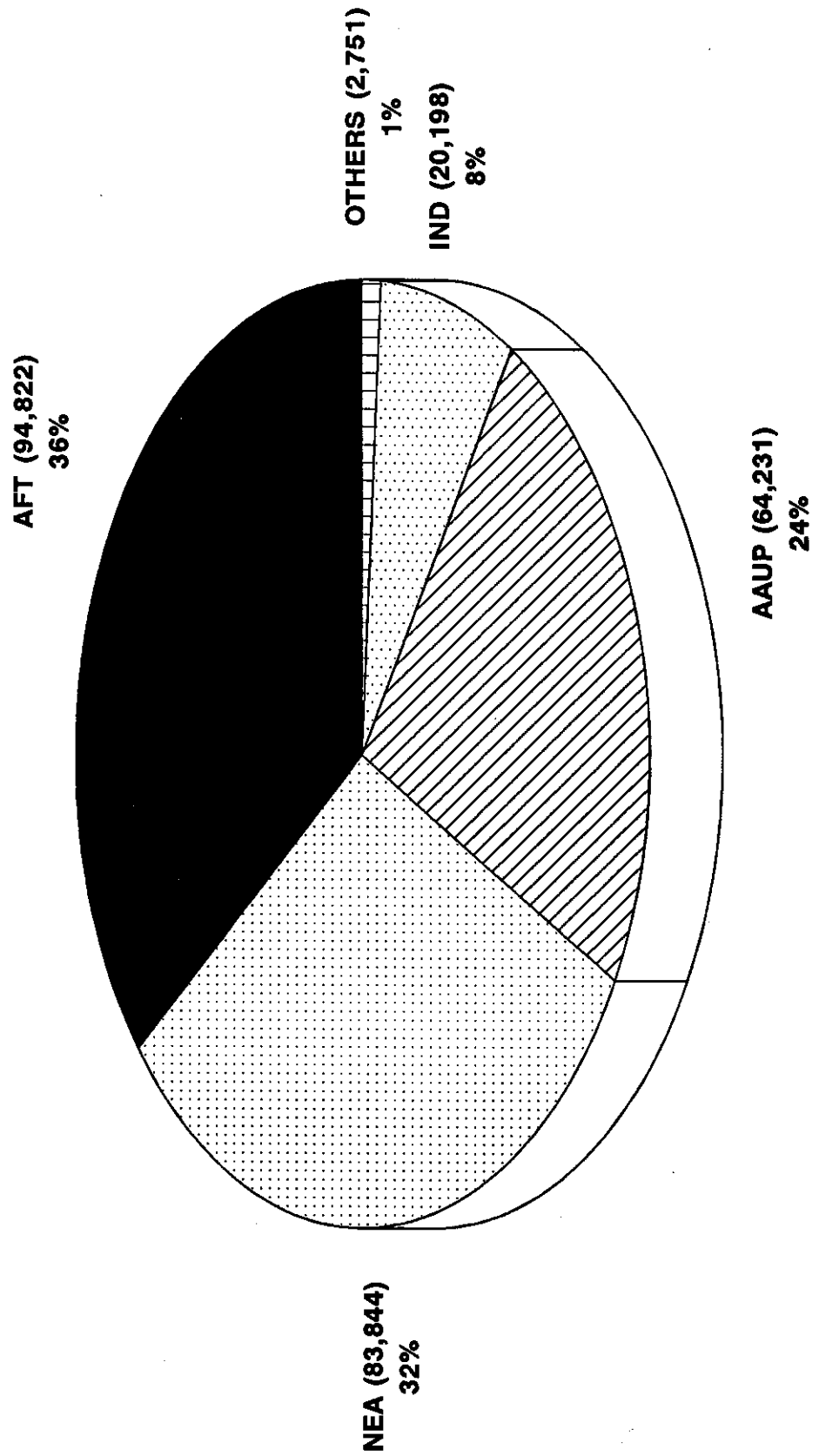
TABLE SEVEN

FACULTY REPRESENTED BY CERTIFIED BARGAINING AGENTS

1993

UNION	PUBLIC 4 YEAR	PUBLIC 2 YEAR	TOTAL PUBLIC	PRIVATE 4 YEAR	PRIVATE 2 YEAR	TOTAL PRIVATE	TOTAL 4 YEAR	TOTAL 2 YEAR	GRAND TOTALS
AAUP	20,839	1,136	21,975	3,327	180	3,507	24,166	1,316	25,482
AFT	34,841	39,066	73,907	2,957	95	3,052	37,798	39,161	76,959
NEA	22,406	41,797	64,203	827	191	1,018	23,233	41,988	65,221
IND	4,097	14,470	18,567	465	185	650	4,562	14,655	19,217
AAUP/ AFT	17,459	120	17,579	0	0	0	17,459	120	17,579
AFT/NEA	0	223	223	0	0	0	0	223	223
AAUP/ NEA	18,400	0	18,400	0	0	0	18,400	0	18,400
AFT/IND	0	0	0	61	0	61	61	0	61
AAUP/ IND	0	0	0	920	0	920	920	0	920
NEA/IND	0	0	0	0	0	0	0	0	0
AFGE	126	0	126	0	0	0	126	0	126
AFSCME	300	0	300	0	0	0	300	0	300
OTHERS	50	1,850	1,900	425	0	425	475	1,850	2,325
TOTALS	118,518	98,662	217,180	8,982	651	9,633	127,500	99,313	226,813

**TABLE EIGHT
FACULTY REPRESENTED BY CERTIFIED
BARGAINING AGENTS, 1993**



**TABLE NINE
CAMPUSES REPRESENTED BY RECOGNIZED FACULTY
BARGAINING AGENTS - PUBLIC AND PRIVATE -1993**

A. PUBLIC INSTITUTIONS

4/2 YEAR	AAUP/		AFT/		AAUP/		AFT/		AAUP/		NEA/		AFGE	AFSCME	OTHER	TOTAL
	AAUP	AFT	NEA	IND	AAUP	AFT	NEA	IND	AAUP	AFT	NEA	IND				
4	65	123	73	13	20	0	20	0	0	0	0	0	2	4	1	321
2	9	199	348	50	3	1	0	0	0	0	0	0	0	0	12	622
TOTAL	74	322	421	63	23	1	20	0	0	0	0	0	2	4	13	943

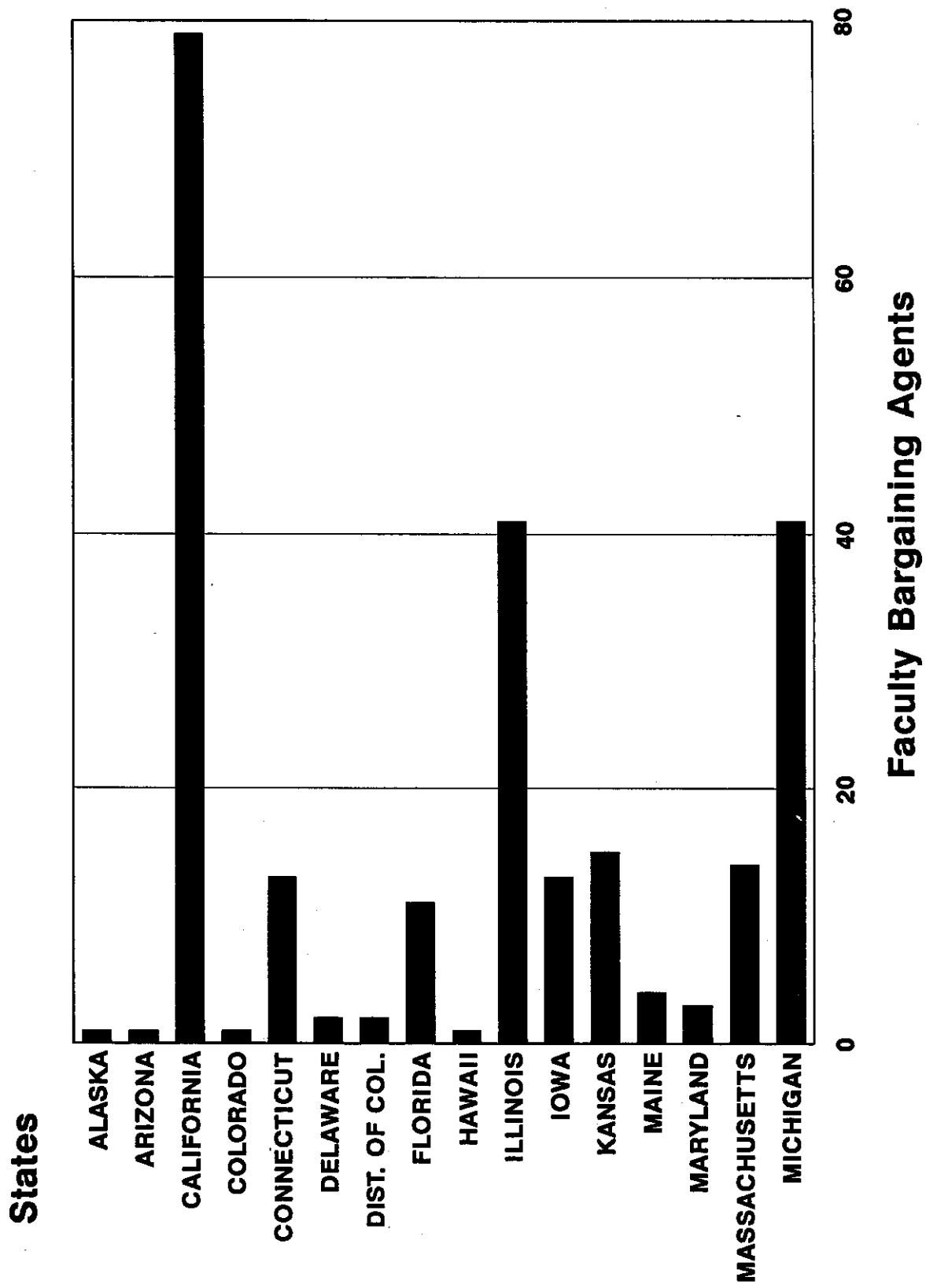
B. PRIVATE INSTITUTIONS

4/2 YEAR	AAUP/		AFT/		AAUP/		AFT/		AAUP/		NEA/		AFGE	AFSCME	OTHER	TOTAL
	AAUP	AFT	NEA	IND	AAUP	AFT	NEA	IND	AAUP	AFT	NEA	IND				
4	22	22	10	7	0	0	0	1	2	0	0	0	0	0	7	71
2	3	4	6	2	0	0	0	0	0	0	0	0	0	0	0	15
TOTAL	25	26	16	9	0	0	0	1	2	0	0	0	0	0	7	86

C. SUMMARY

4/2 YEAR	AAUP/		AFT/		AAUP/		AFT/		AAUP/		NEA/		AFGE	AFSCME	OTHER	TOTAL
	AAUP	AFT	NEA	IND	AAUP	AFT	NEA	IND	AAUP	AFT	NEA	IND				
4	87	145	83	20	20	0	20	1	2	0	0	0	2	4	8	392
2	12	203	354	52	3	1	0	0	0	0	0	0	0	0	12	637
TOTAL	99	348	437	72	23	1	20	1	2	0	0	0	2	4	20	N=1,029

TABLE TEN
GEOGRAPHIC DISTRIBUTION OF FACULTY
BARGAINING AGENTS, 1993



GEOGRAPHIC DISTRIBUTION OF FACULTY BARGAINING AGENTS, 1993

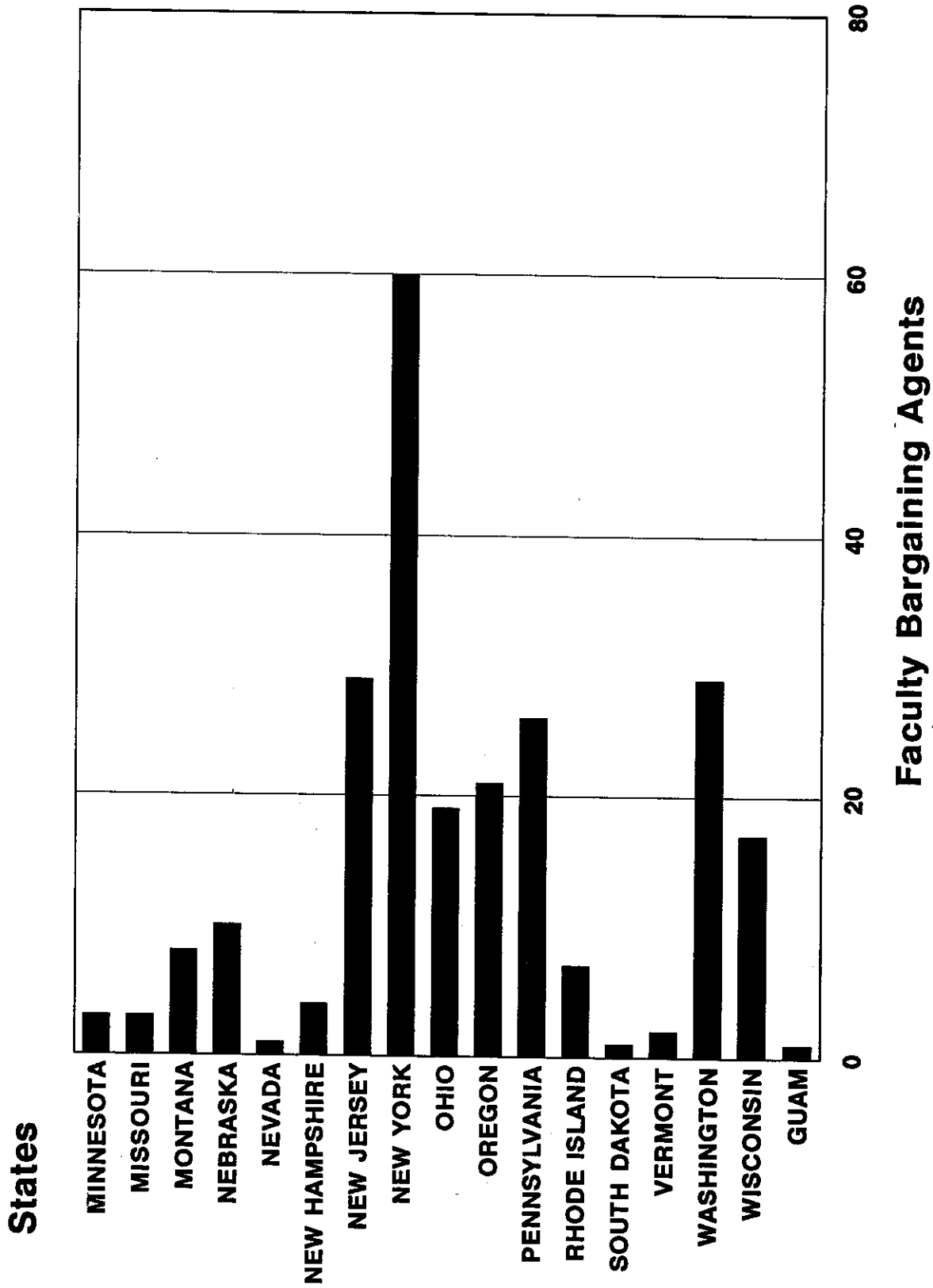


TABLE ELEVEN

**GEOGRAPHIC DISTRIBUTION OF BARGAINING AGENTS AND COLLECTIVE BARGAINING AGREEMENTS (CBA) IN TWO- AND FOUR-YEAR INSTITUTIONS
1993**

State	4-Year Agents/CBA		2-Year Agents/CBA		Total Agents/CBA	
Alaska	0	0	1	1	1	1
Arizona	0	0	1	1	1	1
California	9	8	70	67	79	75
Colorado	1	1	0	0	1	1
Connecticut	9	9	4	3	13	12
Delaware	2	2	0	0	2	2
District of Columbia	2	2	0	0	2	2
Florida	3	2	8	8	11	10
Hawaii	1	1	0	0	1	1
Illinois	3	2	38	38	41	40
Iowa	1	1	12	12	13	13
Kansas	1	1	14	14	15	15
Maine	3	3	1	1	4	4
Maryland	1	0	2	2	3	2
Massachusetts	9	9	5	5	14	14
Michigan	16	15	25	25	41	40
Minnesota	2	2	1	1	3	3
Missouri	1	1	2	2	3	3
Montana	4	4	4	4	8	8
Nebraska	4	3	6	6	10	9
Nevada	0	0	1	0	1	0
New Hampshire	4	3	0	0	4	3
New Jersey	10	10	19	18	29	28
New York	26	25	34	34	60	59
Ohio	8	8	11	11	19	19
Oregon	5	5	16	16	21	21
Pennsylvania	10	9	16	14	26	23
Rhode Island	6	6	1	1	7	7
South Dakota	1	1	0	0	1	1
Vermont	2	1	0	0	2	1
Washington	1	1	28	28	29	29
Wisconsin	1	1	16	15	17	16
Guam	1	1	0	0	1	1
TOTAL	147	137	336	327	483	464

**TABLE TWELVE
SUMMARY OF DECERTIFICATIONS¹**

Year	Institution	State	2/4	Unit Size	Agent	Year Agent Elected
1976	*New England College	NH	4		AFT	
1977	*Jamestown College	ND	4		NEA	
1980	Delaware Technical & CC	DE	2	230	NEA	1974
1980(Y) ²	*Catholic Univ. of America Law School	DC	Grad.	22	Ind.	1977
1980(Y)	*Yeshiva University	NY	4	200	Ind.	1976
1981(W)	*Goddard College	VT	4	10	AFT	1975
1981(Y)(W) ³	*Mount Vernon College	DC	4	25	AAUP	1977
1981(Y)	*Salem College	WV	4	64	NEA	1979
1981(W)	Southwestern Mich. Coll.	MI	2	35	NEA	1969
1981(Y)	*Univ. of Albuquerque	NM	4		AFT	1982
1982(Y)(W)	*Ashland College	OH	4	82	AAUP	1972
1982(Y)(W)	*Curry College	MA	4	95	AAUP	1979
1982(Y)(W)	*Daemen College	NY	4	80	AAUP	1979
1982(Y)(W)	*Drury College	MO	4	60	AAUP	1979
1982(Y)	*College of Osteopathic Medicine & Surgery	IA	4	65	AFT	1975
1982(Y)	*Ithaca College	NY	4		AFT	1978
1982(Y)	*Stevens Institute of Tech.	NJ	4	109	AAUP	1976
1982(Y)	*Thiel College	PA	4	63	AAUP	
1982(Y)	*Wagner College	NY	4	105	AFT	1979
1983(Y)	*Ohio Northern University	OH	4	145	NEA	1979
1983(Y)	*Seton Hall University	NJ	4	350	AFT	1982
1983(Y)	*Stephens College	MO	4	120	AFT	1979
1983(Y)	*University of New Haven	CT	4	130	AFT	1979
1984(Y)	*Boston University	MA	4	860	AAUP	1975
1984(Y)	*Polytechnic Institute of NY	NY	4	220	AAUP	1971
1985(Y)	*Lewis University	IL	4	97	Ind.	1975
1985(W)	*Cottey College	MO	2	30	AFT	1976
1987	*U. of Dubuque Seminary	IA	2	13	NEA	1973
1987(Y)	*Curry College	MA	4	89	AAUP	1979
1987(Y)	*Fairleigh Dickinson Univ.	NJ	2/4	495	AAUP	1974
1987(W)	Rutgers Univ.(Part-time)	NJ	4	80	Ind.	1978
1987	Lansing C.C.(Admin. Assn)	MI	2	60	Ind.	1977
1988(Y)	*Univ. of Dubuque	IA	4	60	NEA	1973
1989	Florida Memorial College	FL	4	40	UFF/NEA	1976
1989(Y)(W)	*Marymount University	VA	4	51	AAUP	1989

¹ For purposes of this listing, decertifications are defined as those instances in which a bargaining agent election is lost by the certified agent to "No-Agent" or when the NLRB or appropriate state agency determines that the certified agent is no longer "representative". Those instances in which the certified agent was challenged by a competing organization and subsequently lost its certificate are not considered technical decertifications and are listed under "Change in Agent Status".

² Y - Results of Yeshiva litigation.

³ W - Union voluntarily withdrew its certification.

TABLE THIRTEEN

ROSTER OF INSTITUTIONS AFFECTED BY THE YESHIVA DECISION

Institution	State	Unit Size	Agent/Status	Year Agent Elected
Adrian College	MI	56	NEA-NM ¹	'75
American International College	MA	--	AAUP-M ¹	--
American Univ. Eng. Lang. Institute	DC	37	ELIFA-NM	'82
Ashland College	OH	82	AAUP-D,W ¹	'72
Boston University	MA	860	AAUP-D,M	'75
Bradford College	MA	29	IBT-NM,NA ¹	'82
Catholic U. of America Law School	DC	22	IND-D,M	'77
College of Osteopathic Medicine	IA	65	AFT-D,M	'76
College of Saint Rose	NY	--	NEA-M	--
College of Saint Theresa	MN	--	IND-W	--
Cooper Union	NY	55	AFT-NM	'74
Curry College	MA	95	AAUP-D,W	'79
Daemen College	NY	80	AAUP-D,W	'79
Dean Academy and Jr. College	MA	--	AFT-M	--
Drury College	MO	60	AAUP-D,W	'79
Duquesne Univ. Law School	PA	26	IND-M	--
Fairleigh Dickinson Univ.	NJ	495	AAUP-D,M	'74
Florida Memorial College	FL	40	UFF/NEA-NM	'79
Ithaca College	NY	--	NYSUT/AFT-D,M	'78
Kendall School of Design	MI	50	NEA-NM	'74
Lewis & Clark College	OR	75	AAUP-NM,AP ¹	'79
Lewis University	IL	97	IND-D,M	'75
Livingstone College	NC	77	AFT-M	--
Long Island Univ.-Brooklyn	NY	250	AFT-W	'76
Long Island Univ.-C.W. Post	NY	350	AFT-W	'76
Long Island Univ.-Coll. of Pharmacy	NY	25	AAUP-W	'78
Long Island Univ.-Southampton	NY	72	AFT-W	'76
Loretto Heights College	CO	100	NEA-NM-Closed '88	'72
Marymount University	VA	51	NEA-NM,AAUP-W '89	'75
Milton College	WI	35	AFT-Closed '82	'79
Montefiore Hosp./Med. Ctr.	NY	--	NYSFPD-NA,W	--
Mount Allison University	CAN	122	CAUT-NM	'82
Mount Vernon College	DC	25	AAUP-DW	'77
Nasson College	ME	30	AFT-Closed '82	'77
New York Medical College	NY	--	AFT-NM,NA	--
Ohio Northern University	OH	145	NEA-D,M	'79
Parsons School of Design	NY	--	AFT-NM,NA	--
Polytechnic Inst. of NY	NY	220	AAUP-D,M	'71

Institution	State	Unit Size	Agent/Status	Year Agent Elected
ROSTER OF INSTITUTIONS (Cont'd.)				
Pratt Institute	NY	470	AFT-NM	'71
Puerto Rico Jr. College	PR	--	IND-NM	'75
Rio Grande College	OH	76	IND-W	'76
Saint Joseph College	ME	27	NEA-NM,AP	--
Salem College	WV	64	NEA,D,M	'79
Seattle University	WA	--	AAUP-W	--
Seton Hall University	NJ	350	AFT-D,M	'82
Simon's Rock of Bard College	MA	27	AAUP-W	'80
Southern Oregon State College	OR	193	IND-NM	'73
Stephens College	MO	120	AFT-D,M	'79
Stephens Inst./Acad. of Art Coll.	CA	--	IND-NM	'76
Stevens Inst. of Technology	NJ	109	AAUP-D,M	'76
St. Thomas University	FL	43	UFF/NEA-NM,NA	'90
Thiel College	PA	63	AAUP-D,M	--
University of Alaska	AK	--	NEA ²	'82
Univ. of Albuquerque	NM	92	AFT-D,M	--
Univ. Central De Bayamon	PR	--	UPU-NM	--
Univ. of Dubuque	IA	46	NEA-D,M	'73
Univ. of New Haven	CT	130	AFT-D,M	'76
Univ. of Pittsburgh	PA	1250	AAUP/AFT-M,AP	--
Villanova University	PA	--	AAUP-W	--
Wagner College	NY	105	AFT-D,M	'79
Wichita State Univ.	KS	--	KEA ³	--
Wilberforce University	OH	49	AAUP-NM	'79
Wordsworth Academy	PA	--	AFT-NM	--
Yeshiva University	NY	200	IND-D,M	'76

1. AP = Appeal Pending
D = Decertified
M = Managerial
NA = "No-Agent" Elected
NM = Nonmanagerial
W = Agent Withdrew, Voluntary Resolution

2. Public sector claim. ALRA held Yeshiva not applicable to the University of Alaska and further "...that if the faculty were to be considered managers... they would be entitled to a manager's unit or similarly designated unit." See Case no. UA-80-2 (1981).

3. Public sector claim. Kansas PERB held Yeshiva not applicable and found faculty at Wichita State University nonmanagerial. PERB ordered the designation of an appropriate bargaining unit as recommended by the hearing officer. See Case no. 75-UD-01-1980 (Kansas PERB (1981)).

TABLE FOURTEEN
COLLEGE CLOSINGS¹

Institution	State	Agent	Unit Size	2/4 Year	Closing Date
*Antioch School of Law ²	DC	AFT	16	3	1988
*Central YMCA C. C.	IL	AFT	80	2	1983
*Colorado Women's College	CO	AAUP	42	4	1982
*Detroit Inst. of Tech.	MI	NEA	34	4	1981
*Loretto Heights Coll.	CO	NEA	80	4	1988
*Milton College	WI	AFT	35	4	1982
*Nasson College	ME	AFT	30	4	1983
*Nat'l College of Bus. ³	SD	NEA	40	4	1990
*Shaw College at Detroit ⁴	MI	NEA	37	4	1983
Springfield Campus - Univ. of South Dakota	SD	NEA	--	4	1984
Waseca Campus University of Minnesota	MN	NEA ⁵	2		1992

¹ Institution previously cited in the Directory as having negotiated collective bargaining agreement.

² Antioch School of Law was subsumed by University of the District of Columbia Law School.

³ Institution sold, currently known as National College. Collective bargaining agreement no longer in effect.

⁴ U.S. Bankruptcy Court judge orders permanent closing of institution. (March 1984)

⁵ The NEA is still the bargaining agent for the University of Minnesota.

TABLE FIFTEEN

STATUS OF PUBLIC SECTOR COLLECTIVE BARGAINING LEGISLATION¹

STATE	Date of Legislation or Amendment
Alabama	1973 (meet and confer)
Alaska	1972
Arizona	Governing Boards ²
California	1975 (2 yr.); 1978 (4yr.)
Connecticut	1975
Delaware	1970
District of Columbia	1978 ³
Florida	1974
Hawaii	1970 (amend. 1975)
Illinois	1983
Indiana	1990 (Executive Order)
Iowa	1974
Kansas	1970 (2 yr.) (amend. 1974)
Maine	1974 (2 yr. voc. tech.) (amend. 1975); 1975 (all other)
Maryland	Governing Boards
Massachusetts	1974
Michigan	1973 (amend. 1976)
Minnesota	1971 (amend. 1976, 1980)
Missouri	1967
Montana	1973 (amend. 1975)
Nebraska	1972
Nevada	Governing Boards
New Hampshire	1975
New Jersey	1974 (amend.)
New Mexico	1992 (legislation), 1973 (Executive Order)
New York	1967
Ohio	1983
Oregon	1963 (2 yr.) (amend. 1975)
Pennsylvania	1970
Rhode Island	1958 (amend. 1973)
South Dakota	1969 (amend. 1974)
Vermont	1972 (amend. 1975)
Washington	1973 (2 yr.); 1987 (2 yr.) ⁴
Wisconsin	1966 (2 yr.) (amend. 1974); 1985 (T.A.'s)

¹ Public Institutions only. In the absence of enabling legislation, the parties are free to voluntarily negotiate a collective bargaining agreement; however, they do so without the protection of a statute. Authority to engage in collective bargaining in private institutions has existed since 1970 under the National Labor Relations Act, P.L. 198, 74th Congress, (1935).

² No state enabling legislation. Governing Boards enacted policy enabling faculty collective bargaining.

³ Prior to 1978, Governing Boards policy permitted collective bargaining.

⁴ The 1973 legislation was a "meet and confer" ruling. The 1987 bill authorizes collective bargaining.

TABLE SIXTEEN

BARGAINING AGENTS CITED IN THIS DIRECTORY

AAUP	American Association of University Professors
ACA	Association of College Administrators
ACCF	Associated Community College Faculties
ACE	Association of Certified Educators
ACPU	Association Canadienne des Professeurs d'Université
AEA	Arizona Education Association
AFA	Adjunct Faculty Association
AFGE	American Federation of Government Employees
AFSCME	American Federation of State, County and Municipal Employees
AFT	American Federation of Teachers
APA	Association of Professional Administrators
APSCUF	Association of Pennsylvania State College and University Faculties
CAUT	Canadian Association of University Teachers
CCCC	Congress of Connecticut Community Colleges
CCCEA	Central Community College Education Association
CCCTU	Cook County College Teachers Union
CEQ	Centrale de l'Enseignement du Québec
CFA	California Faculty Association
CFT	California Federation of Teachers
CNA	California Nurses Association
CSEA	California State Employees Association
CSN	Confédération des Syndicats Nationaux
CTA	California Teachers Association
CWA	Communication Workers of America
ECCFF	Edison Community College Faculty Federation
ELIFA	English Language Institute Faculty Association
FAC	Florida Academic Congress
FAPUQ	Fédération des Associations des Professeurs des Universités du Québec
FQPPU	Fédération Québécoise des Professeuses et Professeurs d'Université
FSCAPE	Fort Scott College Association of Professional Employees
FTP	Florida Teaching Profession
FUSA	Faculty United Service Association
GEO, UAW	Graduate Employees Organization, United Autoworkers Union, AFL-CIO
GFT	Guam Federation of Teachers
IBT	International Brotherhood of Teamsters
IEA	Illinois Education Association
IFO	Inter-Faculty Organization
IFT	Illinois Federation of Teachers
IND	Independent
KEA	Kansas Education Association
LCCFAHE	Lower Columbia College Faculty Association of Higher Education
MCCC	Massachusetts Community College Council
MCCFA	Minnesota Community College Faculty Association

MEA	Michigan Education Association
MEA	Minnesota Education Association
MFT	Michigan Federation of Teachers
MGEA	Manitoba Government Employees Association
MSEA	Maine State Employees Association
MSP	Massachusetts Society of Professors
MTA	Maine Teachers Association
MTA	Massachusetts Teachers Association
NCCFT	Nassau Community College Federation of Teachers
NEA	National Education Association
NJEA	New Jersey Education Association
NSEA	Nebraska State Education Association
NYEA	New York Educator's Association
NYS Fed. Phy. Dent.	New York State Federation of Physicians and Dentists
NYSUT	New York State United Teachers
OEA	Ohio Education Association
OEA	Oregon Education Association
OFT	Oregon Federation of Teachers
OPAP	Organization of Professional Administration Personnel
OPEIU	Office of Professional Employees International Union
OPSEU	Ontario Public Service Employees Union
PAE	Parkland Association of Educators
PaFT	Pennsylvania Federation of Teachers
PCCEA	Pima Community College Education Association
PCFA	Post College Faculty Association
PSC	Professional Staff Congress
PSEA	Pennsylvania State Education Association
SCEA	State Colleges Education Association (Nebraska)
SCFA	Santa Cruz Faculty Association
SEIU	Service Employees' International Union
SFAIFU	San Francisco Art Institute Faculty Union
SPSE	Society of Professional Scientists and Engineers
SRFBC	Simon's Rock Faculty Bargaining Council
TAA	Teaching Assistants Association
TAUP	Temple Association of University Professors
UAPD	Union of American Physicians and Dentists
UCCFF	United Community College Faculty of Florida
UEA	University Education Association
UFF	United Faculty of Florida
UFL	University Federation of Librarians
UHPA	United Hawaii Professional Assembly
UPC	United Professors of California
UPI	University Professionals of Illinois
UPU	Union De Profesores Universitarios
UUP	United University Professions
WEA	Washington Education Association
WEA	Wisconsin Education Association
WFT	Wisconsin Federation of Teachers
YCFA	Yuba College Faculty Association
1199	National Union of Hospital and Health Care Employees, AFL-CIO

"NO-AGENT" VOTES

1971-1992

"NO-AGENT" VOTES
1971 - 1992

State	Institution	Agent Defeated	Year	2/4
ALASKA	University of Alaska	NEA	1982	4
CALIFORNIA	*California Institute of Arts	AFT	1975-	4
	Coachella Valley Comm. College	CTA/NEA	1978, 1979	2
	College of the Desert**			2
	Imperial Valley College**	CTA/NEA	1980	2
	Mendocino College	Ind.	1988	2
	No. Orange Co. Comm. College**	CTA/NEA	1978	2
	Pasadena City College**	CTA/NEA	1977	2
	Univ. of Calif.-Berkeley	AAUP	1980	4
	-Professional Scientist & Engineers of the Lawrence Livermore National Labs.			
	-Researchers -UCLA			
COLORADO	*Univ. of San Francisco College of Professional Studies	SPSE/CSEA	1983	4
		AFT	1986	4
		Ind.	1981	4
		AFT	1983	4
CONNECTICUT	Univ. of Colorado** -Boulder	AAUP/AFT	1975-1980	4
	Connecticut Technical College (Part-time Faculty)	AFT	1988	2
DISTRICT OF COLUMBIA	*Wesleyan University	AAUP	1979	4
	*Catholic Univ. of America Law School	Ind.	1979	4

 State Institution Agent Defeated Year 2/4

"NO-AGENT" VOTES (Cont.)

FLORIDA

Central Florida Comm. Coll.	NEA	1977	2
Florida Junior College	UFF/NEA	1988	2
Florida Keys Comm. Coll.	AFT	1975	2
*Jacksonville University	Ind.	1989	2
Miami Dade Junior Coll.	AAUP	1975-	4
	AFT	1975	2
	AFT	1984	2
	NEA	1975	2
Okaloosa-Walton Junior Coll.			
Pensacola Junior College	UFF/AFT	1979	2
(Full- & Part-time)	UFF/NEA	1989	2
Polk Community College	NEA	1976	2
Santa Fe Comm. College	NEA	1977	2
St. Petersburg Junior Coll.	NEA	1990	2
St. Thomas Univ.		1980	4
Univ. of Florida-Gainesville**			
Univ. of Florida Institute of			
Food & Agric. Science	Ind.	1976	4
*Univ. of Miami-Coral Gables	AAUP	1974	4

ILLINOIS

*College of St. Francis	AFT	1975-	4
Illinois State Univ.	AAUP, AFT, NEA	1986, 1990	4
Northern Ill. University	AAUP, UPI	1986	4
Southern Ill. Univ.-Carbondale	NEA, AFT/AAUP	1988	4
Southern Ill. Univ.-Carbondale			
(Admin. Professional Staff)	NEA, AFT	1988	4
Southern Ill. Univ.-Edwardsville	NEA, AFT/AAUP	1988, 1991	4
Southern Ill. Univ.-Edwardsville			
(Dental School)	NEA, AFT/AAUP	1988	4
Wm. Rainey Harper College**	NEA, AFT	1976	2

INDIANA

*Butler University	NEA	1977	4
*University of Evansville	NEA	1979	4

State	Institution	Agent Defeated	Year	2/4
"NO-AGENT" VOTES (Cont.)				
KANSAS	University of Kansas	NEA, AAUP	1987	4
MAINE	Maine Maritime Academy	AFT	1985	4
	*Ricker College	AFT	1975-	4
MASSACHUSETTS	*Anna Maria College	AAUP	1978	4
	*Bradford College	IBT	1982	2
	*Curry College**	AFT	1975	4
	*Dean Junior College	AFT	1975-	2
	Holyoke Community College**	NEA	1971	2
	(subsequently affiliated with NEA under statewide system)			
	*Lasell Junior College	AFT	1976	2
	Mass. Maritime Academy	AFT, NEA	1975	4
	*Merrimack College	NEA	1976	4
	*New England Conservatory of Music	AAUP	1975	4
	*Northeastern University	AAUP, NEA	1975	4
	Quinsigamond Comm. College**	AFT	1975-	2
	Springfield Tech. Community College**	AFT	1975-	2
MICHIGAN	*Albion College	AAUP, NEA	1975-	4
	American Inst. of Technology	AAUP	1980	4
	Grand Valley State Colleges	NEA	1974	4
		NEA	1977	4
		NEA	1980	4
		NEA	1982	4
		NEA	1988	4
	*Lawrence Inst. of Technology	AAUP	1975-	4
	Michigan State University	AAUP, NEA	1972	4
		AAUP, NEA	1978	4
		AAUP, NEA	1982	4

State	Institution	Agent Defeated	Year	2/4
"NO-AGENT" VOTES (Cont.)				
MICHIGAN (Cont.)	Northern Michigan Univ.**	NEA	1975	4
	*University of Detroit**	AAUP	1975-	4
		NEA	1975-	4
MINNESOTA	*Hamline University	AAUP	1975	4
	*Saint Theresa's College	AAUP	1980	4
	University of Minnesota			
	-Faculty**	AAUP	1978	4
	-Law School (Duluth & Twin			
	Cities Campus)		1980	4
	-Health Science (Duluth &			
	Twin Cities Campus)		1980	4
	-Crocketon Campus-Faculty		1980	4
	-Minneapolis-St. Paul	NEA, AAUP	1981	4
	-Teaching Assistants	AFT	1975	4
MISSOURI	*Cottey College	AFT	1985	4
	*Stephens College**	AFT, AAUP	1978	4
MONTANA	Montana State University	AAUP	1978	4
	University of Montana**	AFT	1989	4
		AAUP, AFT	1975	4
NEBRASKA	Univ. of Nebraska College			
	of Dentistry	Ind.	1975	4
	Univ. of Nebraska-Lincoln	AAUP	1976	4
NEW HAMPSHIRE	*Nathaniel Hawthorne College	AFT	1975	4
	Univ. System of New Hampshire			
	-Durham Campus	AAUP, NEA	1977	4
	-Plymouth Campus	AAUP, NEA	1977	4

State	Institution	Agent Defeated	Year	2/4
"NO-AGENT" VOTES (Cont.)				
NEW JERSEY	*Centenary Coll. for Women	AAUP	1977	4
	Somerset Co. Coll.-Adjunct Unit	AFT	1982	2
NEW YORK	Corning Comm. College	AFT	1976	2
	*Fordham University	AAUP	1975-	4
		AAUP	1975-	4
	*Ithaca College**	AAUP, AFT	1975-	4
	*Manhattan College	AAUP	1971	4
	*Montefiore Medical Center	NYS Fed Phy/Dent	1982	4
	*New York Medical College	NYS Fed Phy/Dent	1982	4
	*New York University	AAUP, AFT	1975-	4
		AFT	1975-	4
	*Pace University	AFT	1975	4
		AAUP	1978	4
	*Parson's School of Design	AFT	1987	4
	*Paul Smith College	AFT	1985	2
	*Rensselaer Polytechnic Inst.	AAUP	1975	4
	*Rosary Hill College	NEA	1975-	4
	*Saint Joseph's College	AFT	1976	4
	*Syracuse University	AAUP	1975-	4
	*Villa Maria College	AFT	1975-	2
NORTH CAROLINA	*Barber-Scotia College	NEA	1979	4
OHIO	*Antioch College	AAUP, AFT	1975-	4
	*Baldwin-Wallace College	AAUP	1975-	4
	Bowling Green St. Univ.	Ind.	1979	4
	Miami University	Ind./AAUP	1989	4
	*Oberlin College	Ind.	1974	4
	Ohio University	AAUP, NEA	1976	4
	University of Toledo	AAUP, AFT	1975-	4

State	Institution	Agent Defeated	Year	2/4
"NO-AGENT" VOTES (Cont.)				
OREGON	Eastern Oregon St. Coll.	AAUP, AFT	1975	4
	Oregon Coll. of Education	Ind.	1975-	4
	Oregon Inst. of Technology	AAUP, AFT	1975	4
	Oregon State University	NEA, AAUP	1977	4
	Treasure Valley Comm. Coll.**	NEA	1983	4
	Umpqua Community College	NEA	1977	2
		NEA	1975-	2
		NEA	1983	2
	University of Oregon	AAUP, AFT	1977	4
		NEA, Ind.	1976	2
		AFT, NEA	1975-	4
		AAUP, NEA	1977	4
		AFT	1975-	4
		AAUP	1974	4
	NEA	1975-	4	
	AFT, AAUP/AFT	1977, 1991	4	
PENNSYLVANIA	AAUP, NEA	1975	4	
	Ind.	1975	4	
	AAUP, AFT, NEA	1976	4	
	AAUP	1975-	4	
	NEA	1976	4	
	PSEA/NEA	1977	4	
		AFT	1975-	4
		AFT	1972	4
RHODE ISLAND	*Rhode Island School of Design**	AFT	1975-	4
	*Tusculum College	AFT	1972	4
TENNESSEE				

State	Institution	Agent Defeated	Year	2/4
"NO-AGENT" VOTES (Cont.)				
VERMONT	Comm. College of Vermont	AFT	1985	2
	University of Vermont	AFT, AAUP, NEA	1976	4
VIRGINIA	*Randolph-Macon College	AAUP	1973	4
WASHINGTON	*Seattle University	AAUP	1975-	4
WISCONSIN	*Northland College**	AFT	1972	4

For purposes of this Directory, "No-Agent" Votes are defined as elections in which faculty chose not to be represented by a certified collective bargaining agent.

*Denotes private institution.

**Institutions in which faculty initially voted "No-Agent" and then subsequently elected to be represented.

1975- Information on "No-Agent" votes conducted prior to 1975 is not readily available, thus for those institutions the year "1975", followed by a dash (-) is used.

**INDEX OF UNITED STATES AND CANADIAN
INSTITUTIONS CITED IN
1993 DIRECTORY**

INDEX

Institution	Page No.
Acadia University-Nova Scotia	94
Adelphi University	45
Adirondack Community College	45
Adrian College	32, 122
Albany State University-SUNY	53
Albion College	133
Aleman Center-San Francisco Comm. Col.	72
Alfred State College-SUNY	52
Algoma University College-Ontario	95
Algonquin Community College-Ontario	95
Allegheny Campus-Comm. Col. of Allegheny County	58
Allied Health Center Campus-Broward Community College	18
Alpena Community College	32
Ambler Campus-Temple University	61
American Institute of Technology	133
American International College	122
American River College-Los Rios Comm. Col. Sys.	8
American University	18, 80
American University English Language Institute	122
Amherst Campus-Univ. of Massachusetts	31, 89
Ankeny Campus-Des Moines Area Comm. Col.	25
Ann Arbor-University of Michigan	89
Anna Maria College	133
Anoka-Ramsey Community College-Minnesota Comm. Col. Sys.	37
Antelope Valley College	3
Antioch College-Ohio	135
Antioch College School of Law-Washington, D.C.	124
Area Vocational Technical & Adult Educ. District I	75
Arrowhead Community College District-Minnesota Comm. Col. Sys.	37
Ashland Campus-Wisconsin Indianhead VTAE District	70
Ashland College-Ohio	121, 122
Ashtabula Regional Campus-Kent State University	55
Asnuntuck Community College-Connecticut Comm. Col. Sys.	15
Atlantic Community College	42
Auburn Hills Campus-Oakland Comm. Col.	35
Augustana University-Alberta	93
Austin Community College-Minnesota Comm. Col.	37
Baker College of Flint	32
Bakersfield-California State University-CSU	4
Bakersfield College-Kern Comm. Col. District	7
Baldwin-Wallace College	135
Barber-Scotia College	135

INDEX (Cont.)

Institution	Page No.
Bard College	45
Barstow Community College	3
Baruch College-CUNY	46
Bates Technical College	63
Battle Creek Campus-Western Michigan Univ.	36
Bay de Noc Community College	32
Beatrice Campus-Southeast Comm. Col.	40
Beaver Dam Campus-Moraine Park Tech. Inst.	69
Becker College	30
Belleville Area College	21
Belleville Campus-Belleville Area Col.	21
Bellevue Community College	63
Bellingham Technical College	63
Bemidji State University-Minnesota St. Univ. Sys.	38
Benton Harbor Campus-Western Michigan Univ.	36
Bergen Community College	42
Berkeley Campus-University of California	13
Berklee College of Music	30, 81
Berkshire Community College-Massachusetts C. C. Sys.	30, 81
Big Bend Community College	64
Binghamton State University-SUNY	53
Bishop's University-Quebec	98
Black Hawk College	21
Black Hills State University-South Dakota Bd. of Reg. Sys.	63
Blackhawk Tech. College	67
Bloomfield College	42
Bloomsburg University of Pennsylvania	60
Blue Mountain Community College	56
Boone Campus-Des Moines Area Comm. Col.	25
Borough of Manhattan Community College-CUNY	46
Boston Campus-Univ. of Massachusetts	31
Boston Campus-Wentworth Institute of Technology	32
Boston University	121, 122
Bowling Green State University	135
Boyce Campus-Comm. Col. of Allegheny County	58
Bradford College	122, 133
Brainerd Community College-Minn. Community College System	37
Brandon Learning Center-Hillsborough Comm. Col.	19
Brandon University-Manitoba	93
Brevard Community College	18
Bridgewater State College-Massachusetts State Colleges	31, 81
Bristol Campus-Roger Williams College	62
Bristol Community College-Massachusetts C. C. Sys.	30, 81
Brock University-Ontario	95
Brockport State College-SUNY	52
Bronx Community College-CUNY	46
Brookdale Community College	42

INDEX (Cont.)

Institution	Page No.
Brooklyn College-CUNY	46
Brooklyn Health Science Center-SUNY	53
Brooklyn-Pratt Institute	51
Broome Community College	45
Broward Community College	18
Bryant College	62
Bucks County Community College	58
Buffalo State University-SUNY	52, 53
Bunker Hill Community College-Massachusetts C. C. Sys.	30, 81
Burlington County College	42
Butler County Community College-Kansas	27
Butler County Community College-Pennsylvania	58, 136
Butler University	132
Butte College	4
C.C.E. Campus-Univ. of Rhode Island	62
Cabrillo College	4
California Institute of the Arts	131
California State University System	4
California University of Pennsylvania	60
Calmar Campus-Northeast Iowa Community College	26
Cambrian Community College-Ontario	95
Camden Campus-Rutgers State University of N.J.	44, 83, 90
Camden County College	42
Campion College-Univ. of Regina-Saskatchewan	99
Canada College-San Mateo County C. C. District	12
Canadore Community College-Ontario	95
Canton Agricultural & Technical College-SUNY	52
Cape Cod Community College-Massachusetts C. C. Sys.	30, 81
Capital Dist. Educational Campus Center-Hudson Co. C.C.	74
Carl Sandburg College	21
Carleton University-Ontario	95
Carroll Campus-Des Moines Area Comm. Col.	25
Carthage Extension Center-Carl Sandburg College	21
Cascade Campus-Portland Comm. Col.	57, 84
Castleton State College-Vermont State Colleges	63, 84
Catholic University of America Law School	121, 122, 131
Cattaraugus County Campus-Jamestown Comm. Col.	49
Cayuga County Community College	45
Cedar Rapids Campus-Kirkwood Community College	26
Centenary College for Women	135
Centennial Community College-Ontario	95
Center Campus-Macomb County Comm. Col.	34
Central Campus-Broward Comm. Col.	18
Central Campus-Palm Beach Comm. Col.	20
Central Campus-Seattle Comm. Col. District VI	66
Central Campus-Southern State Comm. Col.	56

INDEX (Cont.)

Institution	Page No.
Central Community College	39
Central Connecticut State College-Conn. State Univ. Sys.	16
Central Florida Community College	132
Central Islip Campus-New York Institute of Technology	50
Central Maine Technical College-Maine Tech. Col. Sys.	29
Central Michigan University	32
Central Ohio Technical College	54
Central Oregon Community College	56
Central State University	54
Central YMCA Community College	124
Centralia College	64, 74
Centre City Skills Center-San Diego C.C. Adult Ed. System	11
Cerro Coso College-Kern Comm. Col. District	7
Chabot College	5
Chabot College-Las Positas Comm. Col. District	5
Chadron State College	40
Chaffey College	5
Chemeketa Community College	57, 84
Cheyney University of Pennsylvania	60
Chicago State University-Illinois Bd. of Governors	22, 72
Chico-California State University	4
Chinatown Community College Center-San Francisco C. C.	72
Chipola Junior College	18
Chippewa Falls Campus-Chippewa Valley Tech. College	67
Chippewa Valley Technical College	67
Cincinnati Technical College	54
Citrus College	5
City Campus-Erie Comm. Col.	48
City College-CUNY	46
City College of San Francisco-San Francisco Comm. Col.	11
City Colleges of Chicago	21
City University of New York	46
City-Wide College-City Colleges of Chicago	21
Clackamas Community College	57, 84
Clairemont Mesa Center-San Diego C. C. Adult Ed. Sys.	11
Claremont Colleges	5, 72
Claremont McKenna College-Claremont Colleges	71
Claremont University Graduate School-Claremont Colleges	71
Clarinda Campus-Iowa Western Comm. Col.	26
Clarion University of Pennsylvania	60
Clark College	64
Clarkston Center-Walla Walla Comm. Col.	66
Clatsop Community College	57
Clearwater Community College District-Minnesota C. C. Sys.	37
Clermont General & Technical College-Univ. of Cincinnati	56
Clinton Community College-Eastern Iowa C. C. District IX	25
Clinton Community College-New York	46

INDEX (Cont.)

Institution	Page No.
Cloud County Community College	27
Clover Park Technical College	64
Coachella Valley Community College	131
Coast Community College District	5, 79
Coastline Community College-Coast Comm. Col. District	5, 79
Cobleskill Agricultural & Technical College-SUNY	52
Cocoa Campus-Brevard Comm. Col.	18
Coffeyville Community College	27
Colby Community College	27
College of Alameda-Peralta Comm. Col. District	10
College of DuPage	22
College of Environ. Sci. & Forestry at Syracuse-SUNY	52
College of Insurance	46
College of Lake County	22
College of Marin	5
College of Optometry at New York City-SUNY	53
College of Osteopathic Medicine & Surgery	121, 122
College of Saint Francis	132
College of Saint Rose	122
College of Saint Theresa	122
College of San Mateo-San Mateo County C. C. District	12
College of Staten Island-CUNY	46
College of the Canyons	72
College of the Desert	6, 131
College of the Redwoods	6
College of the Sequoias	6
Colorado Women's College	124
Columbia Basin Community College	64
Columbia College-Yosemite Comm. Col. District	15
Columbia Greene Community College	47
Columbus-Region 1-Central Comm. Col.	39
Community Campus-Pima Co. Comm. Col. District	3
Community College Centers-San Francisco Comm. Col.	11
Community College of Allegheny County	58
Community College of Beaver County	59
Community College of Philadelphia	59, 84
Community College of Rhode Island	62
Community College of the Finger Lakes (see Finger Lakes Community College)	48
Community College of Vermont	137
Community College Skills Center-San Francisco Comm. Col.	72
Community Colleges of Spokane	64
Compton Community College	6
Concordia University-Quebec	98
Conestoga Community College-Ontario	96
Confederation Community College-Ontario	96
Connecticut Community and Technical College System	15, 72

INDEX (Cont.)

Institution	Page No.
Connecticut State University System	16
Connecticut Technical College	131
Contra Costa College	6
Cooper Union	47, 122
Copper Basin Campus-Prince William Sound C. C.	3
Corapolis Campus-Robert Morris College	61
Cordova Campus-Prince William Sound C. C.	3
Cornell University-ILR	47, 83
Corning Community College	135
Cornish College of the Arts	64
Cortland State College-SUNY	52
Cosumnes River College-Los Rios C. C. Sys.	8
Cottey College	121, 134
Council Bluffs Campus-Iowa Western Comm. Col.	26
County College of Morris	42
Cowley County Community College	27
Crafton Hills Community College-San Bernadino C. C.	10
Creston-Southwestern Comm. Col.	26
Crookston Campus-University of Minnesota	73, 134
Culinary Institute of America	47
Cumberland County College	42
Curry College	121, 122, 133
Cuyahoga Community College District	54
Cuyamaca Col.-Grossmont/Cuyamaca Comm. Col. Dist.	7
Cypress College-North Orange County Comm. Col.	9
Daemen College	121, 122
Dakota State-South Dakota Bd. of Reg. Sys.	63
Dale Mabry Campus-Hillsborough Comm. Col.	19
Dalhousie University-Nova Scotia	94
Danville Area College	22
Dartmouth Campus-Univ. of Massachusetts	32, 82
Davis Campus-University of California	13
Dawson Community College	39
Dean Academy Junior College	122, 133
DeAnza College-Foothill-DeAnza Comm. Col. District	7
Dearborn Campus-University of Michigan	89
Dearborn Heights Campus-Henry Ford Comm. Col.	33
Delaware County Comm. Col.	59
Delaware State College	17
Delaware Technical & Community College	121
Delhi Agricultural & Technical College-SUNY	52
Des Moines Area Community College	25
Desert Community College District	6
Detroit College of Business	33
Detroit Institute of Technology	124
Diablo Valley College-Contra Costa College	6

INDEX (Cont.)

Institution	Page No.
District I Technical Institute	75
Dodge City Community College	27
Dominguez Hills-California State University	4
Dowling College	47
Downriver Campus-Wayne County Comm. Col.	36
Downtown Campus-Pima Co. Comm. Col. District	3
Downtown Campus-Wayne County Comm. Col.	36
Downtown Community College Center-San Francisco C.C.	72
Drury College	121, 122
Duluth Campus-University of Minnesota	38, 73, 134
Duquesne University Law School	122
Durham Campus-Univ. System of N.H.	134
Durham Community College-Ontario	96
Dutchess Community College	47, 83
Dyke College	54
D'Youville College	47
East Campus-Black Hawk Comm. Col.	21
East Campus-Pima Co. Comm. Col. District	3
East Coast Aero Technical School-Wentworth Inst. of Tech.	32
East Liverpool Regional Campus-Kent State Univ.	55
East Los Angeles College-Los Angeles Comm. Col. Sys.	8
East St. Louis Community College (See State C.C. of E. St. Louis)	72
East San Diego Campus Center-San Diego Comm. Col. Adult Ed. Sys.	11
East Stroudsburg University of Pennsylvania	60
Eastern Campus-Cuyahoga Comm. Col. District	54
Eastern Campus (Riverhead)-Suffolk County Comm. Col.	53
Eastern Campus-Wayne Co. Comm. Col.	36
Eastern Connecticut State College-Conn. State Univ. Sys.	16
Eastern Illinois University-Illinois Bd. of Governors	22, 72
Eastern Iowa Community College District IX	25
Eastern Maine Technical College-Maine Tech. Col. Sys.	29
Eastern Michigan University	33
Eastern Montana College	39
Eastern Oregon State College	136
Eau Claire Campus	67
Ecole Polytechnique-Quebec	98
Edinboro University of Pennsylvania	60
Edison Community College	18
Edison State College	55
Edmonds Community College	64, 75
Educational Cultural Complex Campus Center-San Diego Comm. Col. Adult Ed. Sys.	11
Edward Waters College	19, 105
Eissey Campus-Palm Beach Comm. Col.	20

INDEX (Cont.)

Institution	Page No.
El Camino Community College	6
Elgin Community College	22
Elizabeth-Union County College	44
Elkhorn Valley Campus-Metropolitan Comm. Col.	40
Emerson College	30
Empire State College-SUNY	52
Endicott College	30
Erie Community College	47
Essex County College	42
Everett Community College	64
Evergreen Valley College-San Jose C. C. District	12
Fairleigh Dickinson University	121, 122
Fanshawe Community College-Ontario	96
Farmingdale Agricultural & Technical Coll.-SUNY	52
Fashion Institute of Technology	48
Feather River College	6
Fenton Campus-Mott Community College	35
Fergus Falls Community College-Minnesota Comm. Col. Sys.	37
Ferris State University	33
Finger Lakes Community College	48
Fitchburg State College-Massachusetts State Colleges	31, 81
Flathead Valley Comm. Col.	39, 82
Flint Campus-University of Michigan	89
Florida Agric. & Mech. University-Florida State Univ. System	19
Florida Atlantic University-Florida State Univ. Sys.	19
Florida International University-Florida State Univ. System	19
Florida Junior College	132
Florida Keys Community College	132
Florida Memorial College	121, 122
Florida State University System	19, 72, 89
Florida State University-Florida State Univ. Sys.	19, 89
Florissant Valley Campus-St. Louis Comm. Col.	38
Fond du Lac Campus-Moraine Park Tech. Inst.	69
Foothill College-Foothill-DeAnza Comm. Col. District	7
Foothill-DeAnza Community College District	7
Fordham University	135
Forest Park Campus-St. Louis Comm. Col.	38
Fort Omaha Campus-Metropolitan Comm. Col.	40
Fort Scott Community College (See Pierce College)	27
Fort Steilacoom Campus-Pierce College	65, 75
Fox Valley Technical College	67
Fox Valley Tech. Institute-Appleton	67
Fox Valley Tech. Institute-Oshkosh	68
Framingham State College-Massachusetts State Cols.	31, 81

INDEX (Cont.)

Institution	Page No.
Franklin Pierce College	41
Fraser Campus-Macomb Community College	34
Fredonia State College-SUNY	52
Fremont Campus-Metropolitan Comm. Col.	40
Fresno-California State Univ.	4
Fresno City College-State Center Comm. Col. District	13, 79
Frontier Community College-Illinois Eastern Comm. Col.	22
Fullerton-California State Univ.	4
Fullerton College-North Orange County Comm. Col.	9
Fulton-Montgomery Community College	48
Garden City Community College	28
Garrett Heyns Educational Center-Centralia Col.	74
Gateway Aviation Center-Kenosha	68
Gateway Technical College	68
Gateway Tech.-Elkhorn	68
Gateway Tech.-Kenosha	68
Gateway Tech.-Racine	68
Gavilan Community College	7
Geauga Regional Campus-Kent State Univ.	55
Genesee Community College	48
Geneseo State College-SUNY	52
George Brown Community College-Ontario	96
Georgian Community College-Ontario	96
Germantown Campus-Montgomery Col.	29
Glade Campus-Palm Beach Community College	20
Glassboro State College-New Jersey State Col. Sys.	43, 82
Glendale Community College	7
Glen Oaks Community College	33
Gloucester County College	42
Goddard College	121
Gogebic Community College	33
Golden West Community College-Coast Comm. Col. District	5, 79
Governors State University-Illinois Bd. of Governors	22
Graduate School & University Center-CUNY	46
Graduate School of Biomedical Sciences-Univ. of Med. & Dent. of NJ	44
Grand Island-Region 2-Central Comm. Col.	39
Grand Rapids Campus-Western Michigan Univ.	36
Grand Rapids Community College	33
Grand Valley State Colleges	133
Granite City Campus-Belleville Area College	21
Greater Hartford Community College-Conn. Comm. Col. Sys.	15
Greater New Haven State Tech. College-Conn. State Technical Colleges	16, 79
Green Bay Campus-Northeast Wisconsin Tech. Inst.	69
Green River Community College	65

INDEX (Cont.)

Institution	Page No.
Greenfield Community College-Massachusetts Comm. Col. Sys.	30, 81
Grossmont College-Grossmont/Cuyamaca Comm. Col. District	7
Grossmont/Cuyamaca Community College District	7
Hamline University	134
Harbor Campus-New Comm. Col. of Baltimore	29
Harbor View Campus Center-San Diego Comm. Col. Adult Ed. Sys.	11
Hartford Campus-Univ. of Connecticut	17
Hartford State Technical College-Conn. State Tech. Col.	16, 79
Hartnell Community College	7
Harvey Mudd College-Claremont Colls.	71
Hastings-Region 3-Central Comm. Col.	40
Hawaii Community College-University of Hawaii	20
Hawkeye Institute of Technology	25
Hayward-California State Univ.	4
Hearst University-Ontario	96
Henry Ford Community College	33
Herkimer County Community College	48
Hibbing Community College-Minnesota Comm. Col. Sys.	37
Highland Community College	22, 80
Highland Lakes Campus-Oakland Comm. Col.	35
Highland Park Community College	33
Highline Community College	65
Hillsborough Community College	19
Hocking Technical College	55
Hofstra University	48
Holyoke Community College-Mass. Comm. Col. Sys.	30, 81, 133
Honolulu Community College-Univ. of Hawaii	20
Hostos Community College-CUNY	46
Housatonic Regional Comm. Col.-Conn. Comm. Col. Sys.	15
Hudson County Community College	42
Hudson Valley Community College	49
Humber Community College-Ontario	96
Humboldt State University-California State Univ.	4
Hunter College-CUNY	46
Hutchinson Community College	28
Illinois Board of Governors Universities	22
Illinois Central College	22
Illinois Eastern Community Colleges	22
Illinois State University	132
Illinois Valley Community College	23
Imperial Valley College	7, 131
Independence Community College	28
Indian River Community College	19
Indian Valley Campus-College of Marin	5
Indiana University of Pennsylvania	60

INDEX (Cont.)

Institution	Page No.
Institut Armand Frappier-Quebec	98
Institut National de la Recherche Scientifique-Quebec	98
Institute of Technology at Utica/Rome	52
Inver Hills Community College-Minnesota Comm. Col. Sys.	37
Iowa Central Community College	25
Iowa City Campus-Kirkwood Comm. Col.	26
Iowa Lakes Community College	25
Iowa Western Community College	26
Irvine Campus-University of California	13
Irving Valley College-Saddleback Comm. Col. District	10
Itasca Community College-Minnesota Comm. Col. Sys.	37
Ithaca College	121, 122, 135
Jackson Community College	33
Jacksonville University	132
Jamestown Campus-Jamestown Comm. Col.	49
Jamestown College	121
Jamestown Community College	49, 106
Jefferson Community College	49
Jefferson Technical College	55
Jersey City State College-New Jersey State Col. Sys.	43, 82
John A. Logan College	23
John Adams Community Center-San Francisco Comm. Col.	72
John Jay College of Criminal Justice-CUNY	46
John O'Connell Comm. Col. Center-San Francisco Comm. Col.	72
Johnson County Community College	28
Johnson State College-Vermont State College	63, 84
Joliet Junior College	23
Kalamazoo (Main) Campus-Western Michigan Univ.	37
Kalamazoo Valley Community College	33
Kankakee Community College	23
Kansas City Kansas Community College	28
Kapiolani Community College-Univ. of Hawaii	20
Kaskaskia College	23
Kauai Community College-Univ. of Hawaii	20
Kean College of New Jersey-New Jersey State Col. Sys.	43, 83
Kearney State College-Nebraska State Cols.	73
Kearny Mesa Campus Center-San Diego Comm. Col. Adult Ed. Sys.	11
Keene State College	41
Kellogg Community College	34
Kendall College of Art and Design	34, 122
Kennebec Valley Tech. College-Maine Tech. Col. Sys.	29
Kennedy-King College-City Colleges of Chicago	21
Kent State University	55, 74
Kentfield Campus-College of Marin	5
Kern Community College District	7

INDEX (Cont.)

Institution	Page No.
Kerney Center-Mercer County Comm. Col.	73
King's College	136
King's College-Ontario	96
Kings River Comm. Col.-St. Center Comm. Col. Dist.	13, 79
Kingsborough Community College-CUNY	46
Kingston Campus-Univ. of Rhode Island	62
Kirkwood Community College	26
Kirtland Community College	34
Kishwaukee Community College	23
Kutztown University of Pennsylvania	60
La Cite Collegiate-Ontario	96
Labette Community College	28
Laboure College	30
Lackawanna Junior College	59
LaGuardia Community College-CUNY	46
Lake Land College	23
Lake Superior State University	34
Lake Washington Tech. College	65
Lake University-Ontario	96
Lakeland Community College	55
Lakeshore Technical College	68
Lakewood Community College-Minnesota Comm. Col. Sys.	37
Lambton Community College-Ontario	96
Lane Community College	57
Laney College-Peralta Comm. Col. District	10
Lansing Campus-Western Michigan Univ.	37
Lansing Community College	34, 121
Las Positas College	5
Lasell Junior College	133
Lassen Community College	8
Laurentian University-Ontario	96
Lawrence Institute of Technology	133
Leeward Community College-Univ. of Hawaii	20
Lehigh County Community College	59
Lehman College-CUNY	46
Leicester College-Becker College	30
Lewis and Clark College	122
Lewis and Clark Community College	23
Lewis University	121, 122
Liberal Arts Campus-Long Beach City College	8
Liberty Campus-New Comm. Col. of Baltimore	29
Lincoln Campus-Comm. Col. of Rhode Island	62
Lincoln Campus-Flathead Valley Comm. Col.	39, 82
Lincoln Campus-Southeast Comm. Col.	40
Lincoln Land Community College	23
Lincoln Trail College-Illinois Eastern Comm. Col.	22

INDEX (Cont.)

Institution	Page No.
Lincoln University	59
Linn-Benton Community College	57
Livingstone College	122
Lock Haven University of Pennsylvania	60
Long Beach-California State Univ.	4
Long Beach City College	8
Long Island Campus-Cornell University ILR	47, 83
Long Island University-Brooklyn	49, 122
Long Island University-College of Pharmacy	49, 122
Long Island University-C.W. Post	49, 83, 122
Long Island University-Southampton Center	49, 122
Loop College-City Cols. of Chicago (See Washington Col.)	21
Loretto Heights College	122, 124
Los Angeles-California State Univ.	4
Los Angeles Campus-Univ. of California	14
Los Angeles City College-Los Angeles Comm. Col. Sys.	8
Los Angeles Community College System	8
Los Angeles Harbor College-Los Angeles Comm. Col. Sys.	8
Los Angeles Mission College-Los Angeles Comm. Col. Sys.	8
Los Angeles Pierce College-Los Angeles Comm. Col. Sys.	8
Los Angeles Southwest College-Los Angeles Comm. Col. Sys.	8
Los Angeles Trade-Tech. College-Los Angeles Comm. Col. Sys.	8
Los Angeles Valley College-Los Angeles Comm. Col. Sys.	8
Los Medanos College-Contra Costa Col.	6
Los Rios Community College System	8
Lowell Campus-Univ. of Mass.	31
Lower Columbia College	65
Loyalist Community College-Ontario	97
Luther College-Univ. of Regina-Saskatchewan	99
Luzerne County Community College	59
Lyndon State College-Vermont State Col.	63, 84
Macomb Community College	34
Madison Area Technical College-Commercial Ave.	68
Madison Area Technical College-Downtown	68
Madison Area Technical College-Fort Atkinson	68
Madison Area Technical College-Portage	68
Madison Area Technical College-Reedsburg	68
Madison Area Technical College-Truax	68
Madison Area Technical College-Watertown	68
Madison Area Vocational & Technical College	68
Main Campus-Carl Sandburg College	21
Main Campus-Cranford-Union County Col.	44
Main Campus-Flathead Valley Comm. Col.	39, 82
Main Campus-Henry Ford Comm. Col.	33
Main Campus-Kent State Univ.	55
Main Campus-Labette Comm. Col.	28

INDEX (Cont.)

Institution	Page No.
Main Campus-Mott Comm. Col.	35
Main Campus-Penn Col. of Tech.	60
Main Campus-Univ. of Cincinnati	56
Main Campus-Walla Walla Comm. Col.	66
Main Campus-Wausau-North Central Tech. Inst.	69
Main Campus-Wenatchee Valley Col.	67
Maine Maritime Academy	28, 133
Maine Technical College System	28
Malcolm X College-City Cols. of Chicago	21
Malone Campus-North Country Comm. Col.	51
Manchester Community College-Connecticut Comm. Col. Sys.	16
Manhattan College	135
Mankato State University-Minnesota State Univ. Sys.	38
Manoa Campus-Univ. of Hawaii	20
Mansfield University of Pennsylvania	60
Marin Community College (See College of Marin)	71
Marinette Campus-Northeast Wisconsin Tech. Inst.	69
Maritime College at Fort Schuyler-SUNY	52
Marshfield Campus-Mid-State Tech. Col.	68
Marymount College	49
Marymount University	121, 122
Massachusetts Bay Comm. Col.-Mass. Comm. Col. Sys.	31, 81
Massachusetts College of Art-Mass. St. Cols.	31, 81
Massachusetts Community College System	30, 72, 81
Massachusetts Maritime Academy-Mass. St. Cols.	31, 82, 133
Massachusetts State Colleges	31, 73, 81
Massasoit Community College-Mass. Comm. Col. Sys.	30, 81
Mattatuck Community College-Connecticut Comm. Col. Sys.	16
Maui Community College-Univ. of Hawaii	20
McCook Campus-Mid-Plains Comm. Col. Area	40
McHenry County College	23
Medgar Evers College-CUNY	46
Melbourne Campus-Brevard Comm. Col.	18
Memorial University-Newfoundland	94
Mendocino College	8, 131
Menomonee Campus-Chippewa Valley Tech. Col.	67
Menomonee Falls Campus-Waukesha County Tech. Col.	70
Meramec Campus-St. Louis Comm. Col.	38
Merced College	9
Mercer County Community College	43
Mercy College of the Univ. of Detroit	36, 73
Merrimack College	133
Merritt College-Peralta Comm. Col. District	10
Mesabi Community College-Minnesota Comm. Col. Sys.	37
Metropolitan Campus-Cuyahoga Comm. Col. District	54
Metropolitan Community College	40
Metropolitan State University-Minnesota State Univ. Sys.	38

INDEX (Cont.)

Institution	Page No.
Miami Dade Junior College	132
Miami University	135
Michigan State University	133
Middlefield College-Foothill-DeAnza Comm. Col. District	7
Middlesex Community College-Connecticut Comm. Col. Sys.	16
Middlesex Community College-Massachusetts Comm. Col. Sys.	30, 81
Middlesex County College	43
Midway Campus Center-San Diego Comm. Col. Adult Ed. Sys.	11
Mid-Michigan Community College	34
Mid-Plains Campus-Mid-Plains Comm. Col.	40
Mid-Plains Community College Area	40
Mid-State Technical College	68
Miles Community College	39
Milford Campus-Southeast Comm. Col.	40
Millersville University of Pennsylvania	60
Milton Campus-Pensacola Junior Col.	20
Milton College	122, 124
Milwaukee Area Technical College	69, 85, 105
Milwaukee Campus-Milwaukee Area Tech. Col.	69
Minneapolis Community College-Minnesota Comm. Col. Sys.	37
Minnesota Community College System	37
Minnesota State University System	38
Mira Mesa Campus Center-San Diego Comm. Col. Adult Ed. Sys.	11
Mission College-West Valley Mission Comm. Col. District	15
Mission Community College Center-San Francisco Comm. Col.	72
Mitchell College	16
Modesto Junior College-Yosemite Comm. Col. District	15
Mohawk Community College-Ontario	97
Mohawk Valley Community College	50
Mohegan Community College-Connecticut Comm. Col. Sys.	16
Monmouth College	43
Monroe Community College	50
Monroe County Community College	34
Montana State University	134
Montcalm Community College	34
Montclair State College-New Jersey State Col. Sys.	43, 83
Montefiore Hospital/Medical Center-N.Y.	122, 135
Monterey Peninsula Community College	9
Montgomery College	29
Montgomery County Community College	59
Moore College of Art and Design	59
Moorhead State University-Minnesota State Univ. Sys.	38
Moorpark College-Ventura County Comm. Col. District	14
Moraine Park Technical College	69
Moraine Valley Community College	23
Morris Campus-Univ. of Minnesota	73
Morrisville Agricultural & Technical College-SUNY	52

INDEX (Cont.)

Institution	Page No.
Morton College	23
Mott Community College	34
Mount Allison University-New Brunswick	93, 122
Mount Hood Community College	57, 84
Mount San Antonio College	9
Mount San Jacinto College	9
Mount St. Vincent University-Nova Scotia	94
Mount Vernon Campus-Skagit Valley College	66
Mount Vernon College	121, 122
Mount Wachusett Community College-Mass. Comm. Col. Sys.	30, 81
Msil-Akita, Japan-Minnesota State University Sys.	38
Muscatin Comm. Col.-Eastern Iowa Comm. Col. Dist. IX	25
Muskegon Campus-Western Michigan Univ.	37
Muskegon Community College	35
Napa Valley College	9
Narragansett Bay Campus-Univ. of Rhode Island	62
Nassau Community College	50, 84
Nasson College	122, 124
Nathaniel Hawthorne College	134
National College of Business	124
Navajo Campus Center-San Diego Comm. Col. Adult Ed. Sys.	11
Nebraska State Colleges	40
New Brunswick Campus-Rutgers State Univ. of NJ	44, 83, 90
New Community College of Baltimore	29
New England College	121
New England Conservatory of Music	133
New Hampshire College	41
New Jersey Dental School-Univ. of Med. & Dent. of N.J.	45
New Jersey Institute of Technology	43
New Jersey Medical School-Univ. of Med. & Dent. of N.J.	45
New Jersey School of Osteopathic Medicine-Univ. of Med. and Dent. of N.J.	45
New Jersey State College System	43, 82
New Paltz State College-SUNY	52
New Richmond Campus-Wisconsin Indianhead VTAE District	70
New York City Campus-Cornell University ILR	47, 83
New York City Campus-New York Inst. of Tech.	50
New York City Technical College-CUNY	46
New York Institute of Technology	50
New York Medical College	122, 135
New York University	135
New York University Law School	50
Newark Campus-Essex County Col.	42
Newark Campus-Rutgers State Univ. of New Jersey	44, 83, 90
Niagara Community College-Ontario	97
Niagara County Community College	50

INDEX (Cont.)

Institution	Page No.
Niagara University	50
Normandale Community College-Minnesota Comm. Col. Sys.	37
North Adams State College-Massachusetts St. Cols.	31, 82
North Campus-Broward Comm. Col.	19
North Campus-Comm. Col. of Allegheny County	58
North Campus-Erie Comm. Col.	48
North Campus-Iowa Lakes Comm. Col.	25
North Campus-Milwaukee Area Tech. Col.	69
North Campus-Penn. Col. of Tech.	60
North Campus-Seattle Comm. Col. District VI	66
North Campus-Southeastern Comm. Col.	26
North Campus-Southern State Comm. Col.	56
North Campus-Wenatchee Valley Col.	67
North Central Michigan College	35
North Central Technical College	69
North Country Community College	50
North Hennepin Community College-Minnesota Comm. Col. Sys.	37
North Orange County Community College	9, 131
North Shore Community College-Mass. Comm. Col. Sys.	31, 81
North Shores Campus Center-San Diego Comm. Col. Adult Ed. Sys.	11
Northampton Community College	59
Northeast Community College	40
Northeast Iowa Community College (Area 1)	26
Northeast Wisconsin Tech. College	69
Northeastern Illinois University-Ill. Bd. of Governors	22, 72
Northeastern University	133
Northern Community College-Ontario	97
Northern Essex Comm. Col.-Mass. Comm. Col. Sys.	31, 81
Northern Illinois University	23, 80, 105, 132
Northern Maine Tech. Col.-Maine Tech. Col. Sys.	29
Northern Michigan University	35, 82, 134
Northern Montana College	39
Northern State University-South Dakota Bd. of Reg. Sys.	63
Northland College	69, 137
Northland Community College-Minnesota Comm. Col. Sys.	37
Northridge-California State Univ.	4
Northwest Iowa Technical College (Area IV)	26
Northwest Technical College	55
Northwestern Conn. Comm. Col.-Conn. Comm. Col. Sys.	16
Northwestern Campus-Wayne County Comm. Col.	36
Norwalk Community College-Conn. Comm. Col. Sys.	16
Norwalk State Technical Col.-Conn. State Tech. Col.	16, 79
Nova Scotia College of Art and Design	94
Oakland Community College	35
Oakland University	35

INDEX (Cont.)

Institution	Page No.
Oakton Community College	24, 80
Oberlin College	135
Ocean County College	43
Ohio Northern University	121, 122
Ohio University	135
Ohlone College	9
Okaloosa-Walton Junior College	132
Old Westbury-New York Inst. of Tech.	50
Old Westbury State College-SUNY	53
Olive-Harvey College-City Cols. of Chicago	21
Olney Central College-Illinois Eastern Comm. Col.	22
Olympic College	65
Oneonta State College-SUNY	53
Onondaga Community College	51
Ontario Institute for Studies in Education	97
Open Campus-Portland Community College	57
Orange Coast Comm. College-Coast Comm. Col. District	5, 79
Orange County Community College	51
Orchard Ridge Campus-Oakland Comm. Col.	35
Oregon College of Education	136
Oregon Institute of Technology	136
Oregon State University	136
Oswego Campus-Labette Comm. Col.	28
Oswego State College-SUNY	53
Owens Technical College	55
Oxnard College-Ventura County Comm. Col. District	14
Pace University	135
Pacific Coast Campus-Long Beach City Col.	8
Palm Bay Center-Brevard Comm. Col.	18
Palm Beach Community College	20
Palo Verde College	9
Park College	38
Parkland College	24
Parsons School of Design	122, 135
Pasadena City College	9, 131
Passaic County Community College	43
Paul Smith College	135
Peirce Junior College	60, 105
Peninsula College	65
Pennsylvania College of Technology	60
Pennsylvania State System of Higher Education	60
Pennsylvania State University	136
Pensacola Campus-Pensacola Junior Col.	20
Pensacola Junior College	20, 132
Peosta Campus-Northeast Iowa Comm. Col.	26
Peralta Community College District	9
	40

INDEX (Cont.)

Institution	Page No.
Peru State College-Nebraska State Col.	70
Pewaukee (Main Campus)-Waukesha County Tech. Inst.	61
Philadelphia Campus-Temple Univ.	136
Philadelphia College of Art	65, 106
Pierce College	3
Pima County Community College District	28
Pittsburg State University	61
Pittsburgh Campus-Robert Morris Col.	71
Pitzer College-Claremont Colls.	44
Plainfield Campus-Union County Col.	19
Plant City Campus-Hillsborough Comm. Col.	53
Plattsburgh State College-SUNY	134
Plymouth Campus-Univ. Sys. of New Hampshire	136
Point Park College	132
Polk Community College	121, 122
Polytechnic Institute of New York	4
Pomona-California State Polytechnic University-CSU	71
Pomona College-Claremont Col.	7
Porterville College-Kern Comm. Col. District	57, 84
Portland Community College	57, 84
Portland State University	72
Post College	53
Potsdam State College-SUNY	24
Prairie State College	28
Pratt Community College	51, 123
Pratt Institute	51
Pratt Manhattan Center-Pratt Inst.	3
Prince William Sound Community College	62
Providence Branch-Roger Williams Col.	62
Providence Campus-Comm. Col. of Rhode Island	123
Puerto Rico Junior College	53
Purchase State College-SUNY	65
Puyallup Campus-Pierce College	
Quad Campus-Black Hawk Comm. Col.	21
Queens Campus-St. John's Univ.	51
Queens College-CUNY	46
Queensborough Community College-CUNY	46
Quinebaug Valley Comm. Col.-Conn. Comm. Col. Sys.	16
Quinnipiac College	16
Quinsigamond Comm. Col.-Mass. Comm. Col. Sys.	31, 81, 133
Rainy River Community College-Minn. Comm. Col. Sys.	37
Ramapo Col. of New Jersey-New Jersey State Col. Sys.	43, 83
Rancho Santiago Community College District	10, 79
Randolph-Macon College	137
Raritan Valley Community College	44

INDEX (Cont.)

Institution	Page No.
Raymond Walters College-Univ. of Cincinnati	56
Reading Area Community College	60
Red Bud Campus-Belleville Area Col.	21
Red Oak-Southwestern Comm. Col.	26
Regis University	15
Rend Lake College	24
Rensselaer Polytechnic Institute	135
Renton Technical College	65
Rhode Island College	62
Rhode Island School of Design	62, 84, 136
Rice Lake Campus-Wisconsin Indianhead VTAE District	70
Richard J. Daley College-City Cols. of Chicago	21
Richland Community College	24
Ricker College	133
Rider College	44
Rio Grande College	123
Rio Hondo Community College	10
River Falls Campus-Chippewa Valley Tech. Col.	67
Riverside Campus-Univ. of California	14
Riverside Community College District	10
Robert Morris College	61
Robert Wood Johnson Medical School-Univ. of Med. & Dent. of New Jersey	45
Rochester Community Col.-Minnesota Comm. Col. Sys.	37
Rock Creek Campus-Portland Comm. Col.	57, 84
Rockland Community College	51
Rockville Campus-Montgomery Col.	29
Roger Williams College	62
Rogue Community College	58
Rome Campus-Mohawk Valley Comm. Col.	50
Rosary Hill College	135
Ross Island Center-Portland Comm. Col.	74
Roxbury Comm. Col.-Massachusetts Comm. Col. Sys.	31, 81
Rutgers Medical School (See Robert Wood Johnson Medical School)	74
Rutgers State University of New Jersey	44, 83, 89, 121
Ryerson Polytechnical Institute-Ontario	97
Sacramento-California State Univ.	4
Sacramento City College-Los Rios Comm. Col. Sys.	8
Saddleback College-Saddleback Comm. Col. District	10
Saddleback Community College District	10
Saginaw Valley State University	35
Saint-Boniface-Manitoba	93
Saint Cloud State Univ.-Minnesota State Univ. Sys.	38
Saint Joseph College-Maine	123
Saint Joseph's College-New York	135

INDEX (Cont.)

Institution	Page No.
Saint Leo College	20
Saint Louis Community College	38
Saint-Louis Maillet-New Brunswick	94
Saint Mary's University-Nova Scotia	95
Saint Theresa College	134
Salem Community College	44
Salem College	121, 123
Salem Regional Campus-Kent State Univ.	55
Salem State College-Massachusetts State Cols.	31, 82
San Bernardino-California State Univ.	4
San Bernardino Community College District	10
San Bernardino Valley College-San Bernardino Comm. Col.	10
San Diego Campus-Univ. of California	14
San Diego City College-San Diego Comm. Cols.	11
San Diego Community College Adult Ed. Sys.	11
San Diego Community Colleges	11
San Diego Mesa College-San Diego Comm. Cols.	11
San Diego Miramar College-San Diego Comm. Cols.	11
San Diego State University-California State Univ.	4
San Francisco Art Institute	11
San Francisco Campus-Univ. of California	14
San Francisco Community College	11
San Francisco State University-California State Univ.	4
San Joaquin Delta College	12
San Jose City College-San Jose Evergreen Comm. Col. Dist.	12
San Jose/Evergreen Community College District	12
San Jose State University-California State Univ.	4
San Luis Obispo-California State Polytechnic Univ.-CSU	4
San Marcos-California State Univ.	4
San Mateo County Community College District	12
San Ysidro Education Center-Southwestern Comm. Col. Dist.	13
Sangamon State University	24
Santa Barbara Campus-Univ. of California	14
Santa Barbara City College	12
Santa Clarita Community College District	12, 72
Santa Cruz Campus-Univ. of California	14, 72
Santa Fe Community College	132
Santa Monica Community College	12
Santa Rosa Junior College	12, 79
Saranac Lake Campus-North Country Comm. Col.	51
Saskatchewan Indian Federated College-Univ. of Regina	99
Satellite-Antigo Campus-North Central Tech. Inst.	69
Sauk Valley Community College	24
Sault Community College-Ontario	97
Schenectady County Community College	52
Schoolcraft College	36
School of Osteopathic Medicine-Univ. of Med. & Dent. of New Jersey	45

INDEX (Cont.)

Institution	Page No.
Scott Community College-Eastern Iowa Comm. Col. District IX	25
Scottsbluff Campus-Western Nebraska Comm. Col.	41
Scripps College-Claremont Colls.	71
Searle Tech. Campus Center-Henry Ford Comm. Col.	33
Seattle Community College District VI	66
Seattle University	123, 137
Selden Campus-Suffolk County Comm. Col.	53
Seneca Community College-Ontario	97
Seton Hall University	121, 123
Seton Hill College	136
Shasta College	13
Shaw College at Detroit	124
Shawnee Community College	24
Shawnee State University	55
Sheridan Community College-Ontario	97
Shippagan-New Brunswick	94
Shippensburg University of Pennsylvania	60
Shoreline Community College	66
Sidney Campus-Western Nebraska Comm. Col.	41
Sierra Joint Community College District	13
Simon Fraser University	101
Simon's Rock College of Bard	123
Sir Sandford Fleming Community College-Ontario	97
Skagit Valley College	66
Skyline College-San Mateo County Comm. Col. District	12
Slippery Rock University of Pennsylvania	60
Solano Community College	13
Somerset County College (See Raritan Valley C. C.)	73, 135
Sonoma State University-California State Univ.	4
South Campus-Broward Comm. Col.	18
South Campus-Comm. Col. of Allegheny County	59
South Campus-Erie Comm. Col.	48
South Campus-Iowa Lakes Comm. Col.	25
South Campus-Macomb Comm. Col.	34
South Campus-Metropolitan Comm. Col.	40
South Campus-Milwaukee Area Tech. Col.	69
South Campus-Palm Beach Comm. Col.	20
South Campus-Seattle Comm. Col. District VI	66
South Campus-Southeastern Comm. Col.	67
South Campus-Southern State Comm. Col.	56
South Central Community College-Conn. Comm. Col. Sys.	16
South Dakota Board of Regents System	63
South Dakota School of Mines & Technology	63
South Dakota State University	63
South Puget Sound Community College	66, 74
South Suburban College	24

INDEX (Cont.)

Institution	Page No.
Southeast Campus-Oakland Comm. Col.	35
Southeast Center-Portland Comm. Col.	74
Southeast Community College	40
Southeastern Campus-Univ. of Connecticut	17
Southeastern Community College	26
Southeastern Illinois College	24
Southeastern Massachusetts University	73
Southern Connecticut State Col.-Conn. State Univ. Sys.	16
Southern Illinois University-Carbondale	132
Southern Illinois University-Edwardsville	132
Southern Maine Technical College-Maine Tech. Col. Sys.	29
Southern Oregon State College	58, 123
Southern State Community College	55
Southwest State University-Minnesota State Univ. Sys.	38
Southwest Wisconsin Technical College	70
Southwestern College-Southwestern Comm. Col. District	13
Southwestern Community College	26
Southwestern Community College District	13
Southwestern Michigan College	121
Southwestern Oregon Community College	58
Spokane Community College-Comm. Colleges of Spokane	64
Spokane Falls Comm. Col.-Comm. Colleges of Spokane	64
Spoon River College	24
Spring Garden College	61
Springfield Tech. Comm. Col.-Massachusetts Comm. Col. Sys.	31, 81, 133
St. Charles County Community College	38
St. Clair Community College-Ontario	97
St. Clair County Community College	35
St. Francis Xavier University-Nova Scotia	94
St. John's University	51
St. Lawrence Community College-Ontario	97
St. Petersburg Junior College	132
St. Thomas More College-Saskatchewan	99
St. Thomas University	123, 132
St. Thomas University-New Brunswick	93
Stadium Center-Portland Comm. Col.	74
Stamford Campus-Univ. of Connecticut	17
Stanislaus-California State Univ.	4
Stark County Regional Campus-Kent State Univ.	55
State Center Community College District	13, 79, 105
State Community College of East St. Louis	24, 72
State University of New York (SUNY)	52, 90, 105
Staten Island Campus-St. John's Univ.	51
Stephens College	121, 123, 134
Stephens Institute/Academy of Art College	123
Stevens Institute of Technology	121, 123

INDEX (Cont.)

Institution	Page No.
Stevens Point Campus-Mid State Tech. Col.	68
Stockton State College-New Jersey State Col. Sys.	43, 83
Stony Brook State University-SUNY	53
Storrs Campus-Univ. of Connecticut	17
Sturgeon Bay Campus-Northeast Wisconsin Tech. Inst.	69
Suffolk County Community College	53
Sullivan County Community College	53
Sunnyvale College-Foothill-DeAnza Comm. Col. District	7
Superior Campus-Wisconsin Indianhead VTAE District	70
Sussex County Community College	44
Sylvania Campus-Portland Comm. Col.	57, 84
Syracuse Health Science Center-SUNY	53
Syracuse University	135
Tacoma Community College	66
Taft College	13
Takoma Park Campus-Montgomery College	29
Taylor Business Institute	53
Technical Colleges-Connecticut	105
Technical University of Nova Scotia	95
Teikyo Post University	17
Temple University	61
Temple University Law School	61
Terra Technical College	56, 106
Thaddeus Stevens State School of Technology	61
Thames Valley State Technical School-Conn. State Tech. Colleges	16, 79
Thiel College	121, 123
Thomas A. Edison State College-New Jersey State College System	43, 83
Thompkins-Cortland Community College	53
Thornton Community College	72
Ticonderoga Campus-North Country Comm. Col.	51
Titusville Campus-Brevard Comm. Col.	18
Torrington Campus-Univ. of Connecticut	17
Towson State University	30
Treasure Valley Community College	58, 136
Trent University-Ontario	97
Trenton State College-New Jersey State Col. Sys.	43, 83
Triton College	24
Trocaire College	54
Truckee Meadows Community College	41, 105
Truman College-City Cols. of Chicago	21
Trumbull Regional Campus-Kent State Univ.	55
Tunxis Community College-Connecticut Comm. Col. Sys.	16
Tuscarawas Regional Campus-Kent State Univ.	55
Tusculum College	136

INDEX (Cont.)

Institution	Page No.
Twin Cities Campus-Univ. of Minnesota	73, 134
Tyler School, of Art Campus-Temple Univ.	61
UH-Hilo-Univ. of Hawaii	21
Ulster County Community College	54
Umpqua Community College	1364
Union County College	445, 73
Universite de Moncton-New Brunswick	93
Universite de Montreal-Quebec	98
Universite de Sherbrooke-Quebec	99
Universite du Quebec a Chicoutimi	98
Universite du Quebec a Hull	99
Universite du Quebec a Montreal	99
Universite du Quebec a Rimouski	99
Universite du Quebec a Trois-Rivieres	99
Universite du Quebec dans l'Ouest	99
Universite Laval-Quebec	98
Universite Sainte-Anne-Nova Scotia	95
University Central De Bayamon	123
University College of Cape Breton-Nova Scotia	95
University of Alaska	71, 123, 131
University of Alberta	93
University of Albuquerque	121, 123
University of Athabasca-Alberta	93
University of Bridgeport	17
University of British Columbia	101
University of Calgary-Alberta	93
University of California	13
University of California-Berkeley	131
University of California-Los Angeles	131
University of California-Professional Scientists & Engineers of the Lawrence Livermore National Labs	131
University of California-Santa Cruz	14, 72
University of Central Florida-Florida State Univ. Sys.	19
University of Cincinnati	56
University of Colorado	131
University of Connecticut	17
University of Delaware	17
University of Detroit	36, 73, 134
University of the District of Columbia	18
University of Dubuque	121, 123
University of Dubuque Seminary	121
University of Evansville	132
University of Florida-Florida State Univ. Sys.	19, 89
University of Florida-Gainesville	132
University of Florida-Institute of Food & Agricultural Science	132

INDEX (Cont.)

Institution	Page No.
University of Guam	70
University of Guelph	101
University of Hawaii	20
University of Kansas	133
University of Lethbridge-Alberta	93
University of Lowell	73
University of Maine	29, 80
University of Maine System	29, 80
University of Maine-Augusta	29, 80
University of Maine-Farmington	29, 80
University of Maine-Fort Kent	29, 80
University of Maine-Machias	29, 80
University of Maine-Presque Isle	29
University of Manitoba	93
University of Massachusetts	31, 73, 82, 89
University of Medicine & Dentistry of New Jersey	44
University of Miami-Coral Gables	132
University of Michigan Teaching Assistants	89
University of Minnesota	38, 73, 124, 134
University of Montana	39, 134
University of Nebraska College of Dentistry	134
University of Nebraska College of Law	41
University of Nebraska-Kearney	41
University of Nebraska-Lincoln	41, 134
University of Nebraska-Omaha	41
University of New Brunswick	94
University of New Hampshire	41
University of New Haven	121, 123
University of North Florida-Florida State Univ. Sys.	19
University of Northern Iowa	27
University of Oregon	90, 136
University of Ottawa-Ontario	98
University of Pittsburgh	123, 136
University of Pittsburgh Health Professional Schools	136
University of Pittsburgh Law School	136
University of Pittsburgh Medical School	61
University of Pittsburgh-Provost Unit	136
University of Prince Edward Island	101
University of Regina-Saskatchewan	99
University of Rhode Island	62
University of Rio Grande	56
University of San Francisco	14, 79
University of San Francisco-Col. of Professional Studies	131
University of San Francisco Law School	14
University of Saskatchewan	99
University of Scranton	61
University of South Dakota	63

INDEX (Cont.)

Institution	Page No.
University of South Dakota-Springfield	124
University of South Florida-Florida State Univ. Sys.	19, 89
University of Southern Maine-Univ. of Maine Sys.	29, 80
University of Toledo	135
University of Toronto	101
University of Vermont	137
University of West Florida-Florida State Univ. Sys.	19
University of Windsor-Ontario	98
University of Winnipeg-Manitoba	93
University of Wisconsin-Madison-Teaching Assistants	90
University of Wisconsin-Milwaukee-Teaching Assistants	90
University System of New Hampshire	134
Urban Campus-Des Moines Area Comm. Col.	25
U.S. Coast Guard Academy	17
U.S. Merchant Marine Academy	54
Utica Campus-Mohawk Valley Comm. Col.	50
Utica College of Syracuse University	54
Valdez Campus-Prince William Sound Comm. Col.	3
Ventura College-Ventura County Comm. Col. District	14
Ventura County Community College District	14
Vermilion Community College-Minnesota Comm. Col. Sys.	37
Vermont State Colleges	63, 84
Vermont Technical College-Vermont State Cols.	63, 84
Victor Valley College	14
Villa Maria College	135
Villanova University	123, 136
Vista College-Peralta Comm. Col. District	10
W. Alton Jones Campus-Univ. of Rhode Island	62
WA St. Penitentiary Campus-Walla Walla Comm. Col.	66
Wabash Valley College-Illinois Eastern Comm. Col.	22
Wagner College	121, 123
Walla Walla Community College	66
Warren County Community College	45, 105
Warrington Campus-Pensacola Junior Col.	20
Warwick Campus-Comm. Col. of Rhode Island	62
Waseca Campus-Univ. of Minnesota	124
Washington College-City Colleges of Chicago	21
Washington County Tech. College-Maine Tech. Col. Sys.	29
Washington State Comm. Col. Dist. XVII	74
Washtenaw Community College	36
Waterbury Campus-Univ. of Connecticut	17
Waterbury State Tech. Col.-Conn. State Comm. Tech. Cols.	16, 79
Waubensee Community College	25
Waukesha Campus-Waukesha County Tech. Col.	70
Waukesha County Technical College	70

INDEX (Cont.)

Institution	Page No.
Waynesburg College	136
Wayne County Community College	36
Wayne State College-Nebraska State Cols.	40
Wayne State University	36
Wenatchee Valley College	67
Wentworth Institute of Technology	32
Wesleyan University	131
West Bend Campus-Moraine Park Tech. Inst.	69
West Caldwell Campus-Essex County Col.	42
West Campus-Milwaukee Area Tech. Col.	69
West Campus-Pima County Comm. Col.	3
West Chester University of Pennsylvania	60
West Hills College	14
West Los Angeles College-Los Angeles Comm. Col. Sys.	8
West Oahu College-Univ. of Hawaii	21
West Shore Community College	36
West Valley College-West Valley Mission Comm. Col. Dist.	15
West Valley Mission Community College District	14
Westchester Community College	54
Westchester/Rockland Campus-Cornell Univ. ILR	47, 83
Western Campus-Cuyahoga Comm. Col. District	54
Western Campus (Brentwood)-Suffolk County Comm. Col.	53
Western Connecticut State Univ.-Conn. State Univ. Sys.	16
Western Illinois University-Illinois Bd. of Governors	22
Western Iowa Tech Community College	27
Western Michigan University	36
Western Montana College	39
Western Nebraska Community College	41
Western Oregon State College	58
Western States Chiropractic College	58
Western Wisconsin Technical Institute	70
Westfield State College-Massachusetts State Cols.	31, 82
Westmoreland County Community College	61
Whatcom Community College	67
Whidbey Campus-Skagit Valley College	66
Wichita State University	123
Wilberforce University	56, 123
Wilfred Laurier University-Ontario	98
Williamsport Area Community College (See Pennsylvania College of Technology)	74
William Paterson College of New Jersey-New Jersey State College System	43, 83
William Rainey Harper College	25, 132
Willmar Community College-Minnesota Comm. Col. Sys.	37
Wilson College	136
Windward Community College-Univ. of Hawaii	21
Winona State University-Minnesota State Univ. Sys.	38

INDEX (Cont.)

Institution	Page No.
Wisconsin Indianhead VTAE District	70
Wisconsin Rapids Campus-Mid-State Tech. Col.	68
Worcester Campus-Becker Col.	30
Worcester State College-Massachusetts State Cols.	31, 82
Wordsworth Academy	123
Worthington Community College-Minnesota Comm. Col. Sys.	37
Wright College-City Cols. of Chicago	21
Yakima Valley College	67
Ybor Campus-Hillsborough Comm. Col.	19
Yeshiva University	121, 123
York College-CUNY	46
York University-Ontario	98
Yosemite Community College District	15
Youngstown State University	56
Yuba College	15

**NATIONAL CENTER FOR THE STUDY OF COLLECTIVE
BARGAINING IN HIGHER EDUCATION AND THE PROFESSIONS
PUBLICATIONS, 1973 - 1993**

PROCEEDINGS	PRICE
<u>UNIONS AND MANAGEMENT: WORKING OUR WAY OUT OF FISCAL STRESS.</u> Twenty-first Ann. Conf., 1993	\$50.00
<u>THE IMPACT OF COLLECTIVE BARGAINING ON HIGHER EDUCATION: A 20 YEAR RETROSPECTIVE.</u> Twentieth Ann. Conf., 1992....	30.00
<u>COLLECTIVE BARGAINING IN HIGHER EDUCATION: LEADERSHIP IN UNCERTAIN TIMES.</u> Nineteenth Ann. Conf., 1991.....	30.00
<u>COLLECTIVE BARGAINING IN HIGHER EDUCATION: THE 1990'S.</u> Eighteenth Ann. Conf., 1990.....	30.00
<u>POWER RELATIONSHIPS ON THE UNIONIZED CAMPUS.</u> Seventeenth Ann. Conf., 1989.....	25.00
<u>COLLECTIVE BARGAINING AND THE ECONOMIC CONDITION OF HIGHER EDUCATION.</u> Sixteenth Ann. Conf., 1988.....	25.00
<u>THE FACULTY LIFE CYCLE: A LEGAL PERSPECTIVE.</u> Fifteenth Ann. Conf., 1987.....	20.00
<u>THE UNIONIZED PROFESSORiate: A DISCRIMINATING APPRAISAL.</u> Fourteenth Ann. Conf., 1986.....	20.00
<u>UNIONIZATION AND ACADEMIC EXCELLENCE.</u> Thirteenth Ann. Conf., 1985.....	15.00
<u>STRUCTURAL REFORM IN HIGHER EDUCATION COLLECTIVE BARGAINING.</u> Twelfth Ann. Conf., 1984.....	15.00
<u>COLLECTIVE BARGAINING IN A PERIOD OF RETRENCHMENT.</u> Eleventh Ann. Conf., 1983.....	5.00
<u>CAMPUS BARGAINING AT THE CROSSROADS.</u> Tenth Ann. Conf., 1982.....	5.00
<u>THE LEGAL AND ECONOMIC STATUS OF COLLECTIVE BARGAINING IN HIGHER EDUCATION.</u> Ninth Ann. Conf., 1981.....	5.00
<u>CAMPUS BARGAINING IN THE EIGHTIES.</u> Eighth Ann. Conf., 1980.....	5.00
<u>LANDMARKS IN COLLECTIVE BARGAINING IN HIGHER EDUCATION.</u> Seventh Ann. Conf., 1979.....	5.00
<u>THE UNIQUENESS OF COLLECTIVE BARGAINING IN HIGHER EDUCATION.</u> Sixth Ann. Conf., 1978.....	5.00
<u>COLLECTIVE BARGAINING AND THE FUTURE OF HIGHER EDUCATION.</u> Fifth Ann. Conf., 1977.....	5.00
<u>COLLECTIVE BARGAINING IN HIGHER EDUCATION.</u> First - Fourth Ann. Confs., 1973-1976.....	5.00
 BIBLIOGRAPHIES	
Vols. 18-20.....	30.00
Vols. 16 & 17.....	25.00
Vols. 2, 4-15 (Vols. 1 & 3 Out of Print).....	5.00
 NEWSLETTERS	
<u>COLLECTIVE BARGAINING IN HIGHER EDUCATION: Analysis of Issues</u> 4 issues/year.....	25.00
 DIRECTORIES	
<u>DIRECTORY OF FACULTY CONTRACTS AND BARGAINING AGENTS IN INSTITUTIONS OF HIGHER EDUCATION (Annual)</u> 1990-1992.....	35.00
1988-1989.....	25.00
1987.....	20.00
1975-1986.....	5.00
<u>DIRECTORY OF NON-FACULTY BARGAINING AGENTS IN INSTITUTIONS OF HIGHER EDUCATION, 1991.....</u>	35.00
 BOOKS AND MONOGRAPHS	
Donovan, Mary - <u>SEX DISCRIMINATION IN HIGHER EDUCATION AND THE PROFESSIONS; AN ANNOTATED BIBLIOGRAPHY, 1989.....</u>	10.00
Kaminker, Dan - <u>PROFESSIONAL STAFF CONGRESS REVIEW OF ARBITRATIONS AND DIGEST OF SELECTED RELATED ISSUES, 1984.....</u>	25.00
Douglas, Joel M. and Molly Garfin - <u>CONTRACT DEVELOPMENT IN HIGHER EDUCATION FACULTY COLLECTIVE BARGAINING, 1980....</u>	20.00
Douglas, Joel M., Loren A. Krause and Leonard Winogora - <u>WORKLOAD AND PRODUCTIVITY BARGAINING IN HIGHER EDUCATION, Monograph No. 3, 1980.....</u>	6.00

