


Volume 22, January 1996

Directory of Faculty Contracts and Bargaining Agents In Institutions of Higher Education

Richard Hurd and Amy Foerster
with **Beth Hillman Johnson**

Douglas H. White, Director



**THE NATIONAL CENTER FOR THE STUDY OF COLLECTIVE BARGAINING IN
HIGHER EDUCATION AND THE PROFESSIONS, SCHOOL OF PUBLIC AFFAIRS,
BARUCH COLLEGE - THE CITY UNIVERSITY OF NEW YORK**

**NATIONAL CENTER FOR THE STUDY OF COLLECTIVE
BARGAINING IN HIGHER EDUCATION AND THE PROFESSIONS**

NATIONAL ADVISORY COMMITTEE

DOUGLAS H. WHITE

Director
NCSCBHEP

MARY A. BURGAN

General Secretary
AAUP

NEIL BUCKLEW

Professor & Past President
West Virginia University

MARY JANE CALAIS

Dir. of Federal Relations
NACUBO

SAMUEL J. D'AMICO

Assoc. Vice Chancellor
for Human Resources
University of Maine System

ROCH DENIS

President
FQPPU

JOEL DOUGLAS

Professor
Baruch College, CUNY

MATTHEW GOLDSTEIN

President
Baruch College, CUNY

C. ROBERT HARRINGTON

Assoc. Vice President for
Personnel Administration
Temple University

ROBERT D. HELSBY

Professor
Univ. of North Florida

DANIEL J. JULIUS

Assoc. Vice President
Academic Affairs
University of San Francisco

PAULINE KINSELLA

Chairman
New York State, PERB

ROGER KNUTSEN

President
Nat'l Council of Higher Ed., NEA

CHRISTINE MAITLAND

Coordinator of Higher Education
NEA

THOMAS MANNIX

Former Assoc. Vice Chancellor
for Empl. Rels. & Personnel
SUNY

CAESAR J. NAPLES

Vice Chancellor Emeritus
and Trustee Professor
California State University

DAVID NEWTON

Vice Provost of Faculty
and Staff Relations
Adelphi University

JAMES PARRY

Special Asst. to the President
Florida State University

IRWIN POLISHOOK

President, PSC
Vice President, AFT

DONALD SAVAGE

Executive Director
CAUT, Canada

WILLIAM E. SCHEUERMAN

President
United University Professions

ALBERT SHANKER

President, AFT
AFT-CIO

JAMES WHITE

President
APSCUF

JIM WHITE


Vice President for
Financial Services
AACJC

Volume 22, January 1996

Directory of Faculty Contracts and Bargaining Agents In Institutions of Higher Education

Richard Hurd and Amy Foerster
with **Beth Hillman Johnson**

Douglas H. White, Director



THE NATIONAL CENTER FOR THE STUDY OF COLLECTIVE BARGAINING IN
HIGHER EDUCATION AND THE PROFESSIONS, SCHOOL OF PUBLIC AFFAIRS,
BARUCH COLLEGE - THE CITY UNIVERSITY OF NEW YORK

**NATIONAL CENTER FOR THE STUDY OF COLLECTIVE
BARGAINING IN HIGHER EDUCATION AND THE PROFESSIONS**

The National Center is an impartial, nonprofit educational institution serving as a clearinghouse and forum for those engaged in collective bargaining (and the related processes of grievance administration and arbitration) in colleges and universities and the professions. Operating on the campus of Baruch College, City University of New York, the Center addresses its research to scholars and practitioners in these fields.

Membership consists of institutions and individuals from all regions of the United States and Canada. Activities are financed primarily by membership, conference and workshop fees, foundation grants, and income from various services and publications made available to members and the public.

Inquiries regarding membership, publication or research orders should be addressed to the National Center for the Study of Collective Bargaining in Higher Education and the Professions, Baruch College, CUNY, 17 Lexington Avenue, Box G-1050, New York, New York 10010, (212) 387-1510.

* * * * *

Copyright © 1996 in U. S. A.
By The National Center for the Study of Collective
Bargaining in Higher Education and the Professions
School of Public Affairs
Baruch College, The City University of New York

All rights reserved. No part of this publication may be reproduced, stored in a retrieval system, or transmitted in any form or by any means, electronic, mechanical, photocopying, recording, or otherwise, without the prior permission of the publisher.

Price: \$45.00

ISSN 0276-7805

TABLE OF CONTENTS

	PAGE
INTRODUCTION: UNIONIZATION AMONG FACULTY, 1995	v
FACULTY CONTRACTS AND BARGAINING AGENTS, U.S.	3
ADJUNCT FACULTY CONTRACTS AND BARGAINING AGENTS, U.S.	88
GRADUATE EMPLOYEE BARGAINING AGENTS IN THE U.S.	98
FACULTY COLLECTIVE BARGAINING AT CANADIAN UNIVERSITIES	102
SUMMARY OF ELECTIONS, U.S. - 1995	114
STATISTICAL ANALYSIS	
Table One - RECOGNIZED FACULTY BARGAINING AGENTS -- PUBLIC AND PRIVATE, 1996	119
Table Two - RECOGNIZED FACULTY BARGAINING AGENTS IN TWO- AND FOUR-YEAR INSTITUTIONS, 1996	120
Table Three - FACULTY COLLECTIVE BARGAINING AGREEMENTS, 1996	121
Table Four - ANALYSIS OF BARGAINING AGENTS AND COLLECTIVE BARGAINING AGREEMENTS	122
Table Five - FACULTY BARGAINING AGENTS AND COLLECTIVE BARGAINING AGREEMENTS (CBAs), PUBLIC AND PRIVATE INSTITUTIONS, 1974-1995	123
Table Six - FACULTY BARGAINING AGENTS AND COLLECTIVE BARGAINING AGREEMENTS IN TWO- AND FOUR-YEAR INSTITUTIONS, 1974-1995	124
Table Seven - FACULTY REPRESENTED BY CERTIFIED BARGAINING AGENTS, 1996	125

	PAGE
Table Eight - FACULTY REPRESENTED BY CERTIFIED BARGAINING AGENTS, 1996	126
Table Nine - CAMPUSES REPRESENTED BY RECOGNIZED FACULTY BARGAINING AGENTS -- PUBLIC AND PRIVATE, 1996	127
Table Ten - GEOGRAPHIC DISTRIBUTION OF UNIONIZED FACULTY, 1996	128
Table Eleven - BARGAINING AGENTS, BY STATE, 1996	130
Table Twelve - SUMMARY OF DECERTIFICATIONS	131
Table Thirteen - ROSTER OF INSTITUTIONS AFFECTED BY THE <u>YESHIVA</u> DECISION	132
Table Fourteen - COLLEGE CLOSINGS	134
Table Fifteen - STATUS OF PUBLIC SECTOR COLLECTIVE BARGAINING LEGISLATION	135
Table Sixteen - MERGED BARGAINING AGENTS	136
Table Seventeen - OTHER NATIONAL UNIONS REPRESENTING FACULTY	137
Table Eighteen - BARGAINING AGENTS CITED IN THIS DIRECTORY	138
 "NO-AGENT" VOTES, 1971-1995	 142
 INDEX OF U.S. AND CANADIAN INSTITUTIONS CITED IN 1996 DIRECTORY	 150

UNIONIZATION AMONG COLLEGE FACULTY

January 1, 1995 through December 31, 1995

INTRODUCTION

Unionization among college and university faculty continued its slow but steady increase in 1995. Academic unions now represent 246,207 professors, a growth of 3,986 (1.65 percent) from last year's Directory. We can now report 504 bargaining agents on 1,115 campuses throughout the United States.

These increases can be attributed to three sources. First, unions won 4 out of 4 collective bargaining elections during 1995 to determine new bargaining agents. Second, some existing bargaining units grew in size as institutions hired additional faculty. Third, the Center has included the Minnesota Technical Colleges in this Directory which have been incorrectly omitted in the past. Separate faculty bargaining units at the 34 Minnesota Technical College campuses were consolidated into a single statewide unit in December 1993. The bargaining agent is the United Technical College Educators (UTCE), affiliated with both AFT and NEA. Although negotiations commenced during 1994, UTCE did not have official status as the exclusive representative until July 1, 1995. The first statewide contract was still being negotiated as of January 1, 1996.

Public colleges and universities employ 235,322 unionized faculty members, with 434 bargaining agents on 1,022 public sector campuses. Four-year public colleges and universities account for 124,738 of the unionized faculty members, with 90 bargaining agents on 336 campuses. Two-year public colleges have 110,584 unionized faculty members, with 344 bargaining agents on 686 campuses.

There are only 10,885 unionized faculty members in the nation's private colleges and universities, with 70 bargaining agents on 93 campuses. The overwhelming majority of these are employed at private four-year colleges and universities: 10,405, with 61 bargaining agents on 79 campuses. We can only report 480 faculty members on 14 two-year private sector campuses, represented by 9 bargaining agents.

Six collective bargaining elections took place during 1994. Faculty members chose new collective bargaining agents in four of these and changed agents in two elections.

AGENTS ELECTED

Faculty members voted for union representatives at four institutions during 1995. One election win occurred at a four-year private institution, Bank Street College in New York. The three new units at public sector institutions include the full-time faculty at Albuquerque Technical Vocational Institute in New Mexico, the temporary full-time

faculty at Kent State University in Ohio, and the part-time faculty at Parkland Community College in Illinois.

In addition to the new agents elected in 1995, there were two institutions where agents were chosen in 1994 which were not mentioned in the introduction to last year's Directory, although they were listed under "Faculty Contracts and Bargaining Agents." In 1994 part-time faculty at the College of the Sequoias in California chose CWA as their bargaining agent, and part-time faculty at Mendocino College in California selected NEA as their agent.

CHANGE OF AGENT ELECTION

Faculty at two institutions voted in 1995 to change bargaining agents. The faculty at Kalamazoo Valley Community College in Michigan chose the AAUP over the NEA in a challenge election. The faculty at Peninsula College in Washington, who had been represented by NEA, chose AFT as their bargaining agent.

CHALLENGE TO AGENT ELECTION

There were no unsuccessful challenges to current agents reported in 1995.

NO-AGENT ELECTION

There were no elections reported where faculty voted for no agent status in 1995.

AAUP

The AAUP participated in two of the six elections held in 1995. At Kent State University in Ohio the AAUP defeated no agent 50-36 in a unit of 120 temporary full-time faculty. At Kalamazoo Valley Community College the AAUP successfully challenged NEA, winning 64-36 in a unit of 105.

The AAUP and its affiliates, including dual affiliations, now represent 61,855 faculty in 61 bargaining units. These include 38 public and 23 private sector units. Of these, 51 are at four-year and 10 are at two-year institutions.

AFT

The AFT participated in four of the six elections held in 1995. At Bank Street College in New York, the only private sector institution where a representation election was held in 1995, AFT defeated no agent 78-24 in a unit of 150. At Albuquerque

Technical Vocational Institute in New Mexico, AFT defeated no agent 180-12 in a unit of 290. At Parkland Community College in Illinois, AFT defeated no agent 67-24 in a unit of 125. In a vote to replace NEA as the bargaining agent at Peninsula College in Washington, AFT defeated no agent 75-15 in a unit of 158.

The AFT and its affiliates, including dual affiliations, now represent 107,665 faculty in 168 bargaining units. These include 145 public and 23 private sector units. Of these, 49 are at four-year and 119 are at two-year institutions.

NEA

The NEA participated in only one of the six elections in 1995. At Kalamazoo Valley Community College in Michigan, NEA lost a challenge election to AAUP 36-64 in a unit of 105. Although it did not contest the election, NEA also lost bargaining agent status at Peninsula College in Washington when AFT defeated no-agent to become the new representative for a unit of 158.

The NEA and its affiliates, including dual affiliations, now represent 90,130 faculty in 228 bargaining units. These include 214 public and 14 private sector units. Of these, 37 are at four-year and 191 are at two-year institutions.

INDEPENDENT AGENTS

By the term independent agent, we mean any faculty bargaining agent which has not affiliated with another state or national union. There were no representation elections involving independent agents in 1995.

Independent agents now represent 19,218 faculty in 42 bargaining units. These include 34 public and 8 private sector units. Of these, 12 are at four-year institutions and 30 are at two-year institutions.

DECERTIFICATION

The National Center knows of no bargaining agent decertifications which occurred during 1995.

STRIKES

No faculty strikes were reported for 1995.

LEGISLATION

The National Center cannot report any new state or federal legislation governing collective bargaining in higher education during 1995.

FIRST CONTRACTS SIGNED

Four first contracts were signed during 1995. At Warren County Community College in New Jersey, the NEA signed an initial two-year agreement covering a unit of 12 faculty members. At Cleveland State University in Ohio the AAUP negotiated a two-year contract for a unit of 400. A joint NEA/AFT unit at Eastern Washington University also achieved its first contract covering a unit of 404. The fourth "first contract" was for an AFT unit of 412 part-time faculty at Yuba Community College in California; although there was a gap in coverage, this same unit had enjoyed contract protection earlier when represented by the NEA.

In addition to the first contracts negotiated in 1995, the National Center has learned of three first contracts negotiated in 1994 which were not reported last year. The AFT secured initial contracts for two units in 1994: a four-year agreement covering a unit of 120 temporary faculty at Northern Illinois University, and a one-year agreement covering a unit of 350 part-time faculty at Rockland Community College in New York. The NEA also negotiated a first contract in 1994, a three-year agreement covering a unit of 165 at Hocking Technical College in Ohio.

DEMOGRAPHIC ANALYSIS

While this 1996 Directory shows collective bargaining agents in 32 states, Washington, DC, and Guam, faculty higher education bargaining remains geographically limited and almost exclusively a phenomenon of public sector institutions.

Two states, California (66,344) and New York (55,320) account for 121,664 or 49.4 percent of all unionized faculty members. The ten largest states for faculty collective bargaining (listed below) account for 200,961, or 81.6 percent of all unionized faculty members in the United States. Five of these ten largest states are located in the northeast (New York, Pennsylvania, New Jersey, Massachusetts, and Connecticut) and are the home states for 95,589 unionized professors, 38.8 percent of the total. The two west coast states, California (66,344) and Washington (10,245) represent another 76,589 faculty members, 31.1 percent of all unionized faculty. Put another way, seven states, five in the northeast and two on the west coast account for 69.9 percent of the unionized professorate. Only two states in the mid-west, Michigan (10,217) and Minnesota (7,675) are listed among the ten largest states for faculty collective bargaining. Florida (10,891) is the only southern state to make this list.

**THE TOP TEN STATES FOR FACULTY UNION
MEMBERSHIP IN HIGHER EDUCATION, 1995**

	STATE	FACULTY
1.	California	66,344
2.	New York	55,320
3.	Pennsylvania	11,355
4.	Florida	10,891
5.	New Jersey	10,882
6.	Washington	10,245
7.	Michigan	10,217
8.	Massachusetts	9,623
9.	Connecticut	8,409
10.	Minnesota	7,675

Total 200,961
(81.6 percent of all unionized
faculty)

Higher education collective bargaining is also largely limited to public sector institutions. Public colleges and universities employ 235,322, or 95.6 percent of the unionized professorate. Among public institutions, there is an even division between four-year and two-year colleges and universities. Four-year public institutions employ 124,738 faculty members, 53.0 percent of unionized faculty at all public institutions. Two-year colleges employ 110,584 unionized professors, or 47.0 percent of all unionized professors at public institutions.

Richard Hurd
Professor and Director of Labor Studies
Cornell University

and

Amy Foerster
Ph.d. candidate in Sociology
Cornell University

ACKNOWLEDGMENTS

The National Center could not publish this Directory without the kind assistance of many individuals. First, we are enormously grateful to the college and university administrators in unionized institutions who provide us with the information every year to update this work.

We also must thank the leadership and staff of the three major academic unions, the AAUP, AFT, and NEA for keeping us informed about new bargaining agents, elections, strikes, court decisions, and organizing campaigns. We also must acknowledge the help that the Canadian faculty unions extend to us with the updating of the Canadian section. We receive our Canadian information from the Canadian Association of University Teachers (CAUT), the Fédération Québécoise des Professeures and Professeurs d'Université (FQPPU), and the Ontario Public Service Employees Union (OPSEU).

The introduction and tables for this volume were prepared by Richard Hurd, Professor and Director of Labor Studies and Amy Foerster, a Ph.D. candidate in sociology, both at Cornell University. This includes statistical analysis of data from the faculty contracts and bargaining agents section of this Directory, and the subsequent generation of charts and graphs. They also did research to update the information on the non-numeric tables. Chein Chi Peng of Baruch College, input changes to the Directory onto a database program for analytical purposes.

Karen Daniel of Baruch College and Robin Burke of Cornell University should be thanked for their assistance in inputting this publication.

In addition, we wish to express our appreciation to the Baruch College administration for its continued support of the Center, especially to President Matthew Goldstein, Provost Lois Cronholm, Dean of the School of Public Affairs, Ronald Berkman, and Douglas White, director of the Center.

We urge our readers once again to inform us of any errors or omissions in this Directory. Your comments during the past year have been very helpful to us.

Beth Hillman Johnson
Administrative Director
National Center for
the Study of Collective
Bargaining in Higher Education
and the Professions

**FACULTY CONTRACTS AND BARGAINING AGENTS
IN PUBLIC AND PRIVATE INSTITUTIONS
IN THE UNITED STATES**



**FACULTY CONTRACTS AND BARGAINING AGENTS
IN PUBLIC AND PRIVATE INSTITUTIONS¹**

Institution	Bargaining Agent +	Unit Size	Cur. Agent Elected	Initial Contract + +	2/4 Yr. College	No. of Campuses#	Contract Expiration
<u>ALASKA</u>							
Prince William Sound Community College ²	ACCF Local 2404, AFT	7	1974	1974	2	3	6/30/94
Copper Basin Campus					2		
Cordova Campus					2		
Valdez Campus					2		
University of Alaska System							
Alaska Community College	AFT	300 ft 60 pt		1992	2	3	6/30/94
<u>ARIZONA</u>							
Maricopa County Community College District	AAUP	800	1994		2	1	1995
Pima County Community College District	PCCEA ³	324	1978		2	5	
Community Campus					2		
Desert Vista Campus					2		
Downtown Campus					2		

Institution	Bargaining Agent +	Unit Size	Cur. Agent Elected	Initial Contract ++	2/4 Yr. College	No. of Campuses#	Contract Expiration
Pima County Community College District (Cont.)							
East Campus					2		
West Campus					2		
<u>CALIFORNIA</u>							
Antelope Valley College	AFT	128 ft 250 pt	1990	1990	2	1	6/30/96
Barstow Community College	CTA/NEA	30 ft 77 pt	1979	1979	2	1	6/30/92
Butte College	CTA/NEA CWA	175 ft 525 pt	1978 1990	1978 1991	2	1	6/30/97 12/31/93
Cabrillo College	AFT	193 ft 340 pt	1984	1986	2	1	6/30/98
California State University System	CFA/ AAUP/CTA NEA CSEA/SEIU	18,400	1983	1983	4	22	11/1/95
Cal. Maritime Academy							
Cal. Polytech. St. Univ.					4		
Cal. St. Univ.-Bakersfield					4		
Cal. St. Polytech. Univ.-Pomona					4		
Cal. St. Univ.-Chico					4		
Cal. St. Univ.-Dominguez Hills					4		
Cal. St. Univ.-Fresno					4		
Cal. St. Univ.-Fullerton					4		

Institution	Bargaining Agent +	Unit Size	Cur. Agent Elected	Initial Contract + +	2/4 Yr. College	No. of Campuses#	Contract Expiration
California State University System (Cont.)							
Cal. St. Univ.-Hayward					4		
Cal. St. Univ.-Long Beach					4		
Cal. St. Univ.-Los Angeles					4		
Cal. St. Univ.-Northridge					4		
Cal. St. Univ.-Sacramento					4		
Cal. St. Univ.-San Bernardino					4		
Cal. St. Univ.-San Marcos					4		
Cal. St. Univ.-Stanislaus					4		
Humboldt St. Univ.					4		
San Diego St. Univ.					4		
San Francisco St. Univ.					4		
San Jose St. Univ.					4		
San Luis Obispo					4		
Sonoma St. Univ.					4		
Chabot-Las Positas Community College District							
	Ind.(CLPFA)	297 ft	1990	1979	2	2	6/30/93
	(CTA/NEA 1978)	490 pt					
Chabot College							
					2		
Las Positas College							
					2		
Chaffey College							
	CTA/NEA	152 ft	1980	1981	2	1	6/30/95
		425 pt					
Citrus College							
	CTA/NEA	129 ft	1976	1977	2	1	6/30/94
		230 pt					

Institution	Bargaining Agent +	Unit Size	Cur. Agent Elected	Initial Contract + +	2/4 Yr. College	No. of Campuses#	Contract Expiration
CALIFORNIA (Cont.)							
*Claremont Colleges	OPEIU ⁴		1972		4	6 ⁵	
Coast Community College District	AFT	586	1979	1980	2	3	6/30/95
Coastline Comm. Col.					2		
Golden West Comm. Col.					2		
Orange Coast Comm. Col.					2		
o Part-time	CTA/NEA	1,232	1979	1980	2	3	9/1/96
o College of Marin ⁶	AFT (CTA/NEA 1976)	141 ft 150 pt (Credit)	1978	1980	2	2	6/30/95
Indian Valley Campus		150 pt			2		
Kentfield Campus		(Non-Credit)			2		
College of the Redwoods	Ind.	117 ft 272 pt	1977	1977	2	1 ⁷	8/31/94
College of the Sequoias	CTA/NEA/ CWA	146.6 ft FTE 216 pt	1976 1994	1977	2 2	1 1	6/30/96 6/30/95
Compton Community College	AFT	94 ft 113 pt	1978	1979	2	1	6/30/92
Contra Costa Community College District	Ind.	471 ft 522 pt	1976	1977		3	6/30/96

Institution	Bargaining Agent +	Unit Size	Cur. Agent Elected	Initial Contract + +	2/4 Yr. College	No. of Campuses#	Contract Expiration
Contra Costa Community College District (Cont.)							
Contra Costa Col.					2		
Diablo Valley Col.					2		
Los Medanos Col.					2		
Cuesta College	AFT	97 ft 200 pt	1994		2	1	
Desert Community College District (College of the Desert & Cooper Mountain Campus) ⁸	CCA/CTA/NEA	115 ft	1988	1988	2	2	6/30/95
El Camino Community College	AFT	312 ft 488 pt	1976	1977	2	1	7/31/97
Feather River Community College	AFT	24 ft 45 pt	1989 1994	1990	2	1	6/30/95
Foothill-DeAnza Community College District	Ind.	638 ft 727 pt	1977	1977	2	4	6/30/92
DeAnza Col.					2		
Foothill Col.					2		
Middlefield Col.					2		
Sunnyvale Col.					2		
Gavilan College	CTA/NEA	77 ft	1977	1977	2	1	6/30/92

Institution	Bargaining Agent +	Unit Size	Cur. Agent Elected	Initial Contract + +	2/4 Yr. College	No. of Campuses#	Contract Expiration
CALIFORNIA (Cont.)							
Glendale Community College	AFT	201 ft 511 pt	1979	1980	2	1	6/30/97
Grossmont/Cuyamaca Community College District	Ind. (CTA/NEA 1977)	293 ft 548 pt	1984	1978	2	2	6/30/93
Cuyamaca Col. Grossmont Col.					2 2		
Hartnell Community College	CTA/NEA	95 ft 235 pt	1979	1979	2	1	6/30/92
Imperial Valley College	CCA/CTA/ NEA	94 ft 250 pt	1981	1984	2	1	6/30/98
Kern Community College District	CCA/NEA	340 ft 556 pt	1977	1977	2	3	6/30/95
Bakersfield Col. Cerro Coso Col. Porterville Col.					2 2 2		
Lassen Community College	AFT	43 ft	1986	1988	2	1	6/30/94
Long Beach City College	CTA/NEA	297 ft	1978	1979	2	2	9/30/96
Liberal Arts Campus Pacific Coast Campus					2 2		

Institution	Bargaining Agent +	Unit Size	Cur. Agent Elected	Initial Contract + +	2/4 Yr. College	No. of Campuses#	Contract Expiration
Long Beach City College (Cont.)							
o Part-time	CTA/NEA	600	1990	1991			6/30/93
Los Angeles Community College System	AFT	1,641 ft 1,969 pt	1977	1978	2	9	9/29/96
East L.A. Col.					2		
L.A. City Col.					2		
L.A. Harbor Col.					2		
L.A. Mission Col.					2		
L.A. Pierce Col.					2		
L.A. Southwest Col.					2		
L.A. Trade-Tech. Col.					2		
L.A. Valley Col.					2		
West L.A. Col.					2		
Los Rios Community College System	AFT	753 ft 1,500 pt	1977	1977	2	3	6/30/96
American River Col.					2		
Cosumnes River Col.					2		
Sacramento City Col.					2		
Mendocino College	CTA/NEA	160 pt	1994		2	1	6/30/94
Merced College	CTA/NEA	146 ft 346 pt	1976	1977	2	1	6/30/92

Institution	Bargaining Agent +	Unit Size	Cur. Agent Elected	Initial Contract + +	2/4 Yr. College	No. of Campuses#	Contract Expiration
CALIFORNIA (Cont.)							
Monterey Peninsula Community College	CTA/NEA	130 ft 225 pt	1978	1980	2	1	6/30/96
Mount San Antonio College	CTA/NEA	278 ft 468 pt	1976	1978	2	1	12/31/96
Mount San Jacinto College	CTA/NEA	63 ft	1976	1977	2	2	6/30/98
Napa Valley College	CTA/NEA	107 ft 167 pt	1977	1979	2	1	6/30/97
North Orange County Community College District	CTA/NEA	472 ft	1979	1981	2	2	6/30/95
Cypress Col. Fullerton Col.					2 2		
Ohlone College	Ind.	125 ft 300 pt	1979		2	1	6/30/96
Palo Verde College	CTA/NEA (AFT 1976)	19 ft 38 pt	1980	1976	2	1	6/30/96
Pasadena City College	CTA/NEA	348 ft	1979	1979	2	1	6/30/97
Peralta Community College District	AFT/CFT	370 ft 500 pt	1979	1980	2	4	6/30/94

Institution	Bargaining Agent +	Unit Size	Cur. Agent Elected	Initial Contract + +	2/4 Yr. College	No. of Campuses#	Contract Expiration
Peralta Community College District (Cont.)							
Col. of Alameda					2		
Laney College					2		
Merritt Col.					2		
Vista Col.					2		
Rancho Santiago Com. College District	Ind.	261 ft 929 pt	1978		2	3 ^o	6/30/95
o Cont. Educ. Facul.	CTA/NEA	21 ft 488 pt	1977		2	2	6/30/95
Rio Hondo Comm. Col.	CTA/NEA	160 ft 500 pt	1979	1980	2	1	6/30/95
Riverside Community College District	CTA/NEA	225 ft 574 pt	1978	1979	2	3	6/30/94
Saddleback Community College District	CTA/NEA	297 ft 725 pt	1976	1976	2	2	6/30/97
Irvine Valley Col. Saddleback Col.					2		
					2		
San Bernardino Community College District	CTA/NEA	232 ft 411 pt	1984	1989	2	2	1/31/93

Institution	Bargaining Agent +	Unit Size	Cur. Agent Elected	Initial Contract + +	2/4 Yr. College	No. of Campuses#	Contract Expiration
San Bernardino Community College District (Cont.)							
Crafton Hills Community Col.					2		
San Bernardino Valley Col.					2		
San Diego Community Colleges	AFT (CTA/NEA 1977)	489 ft 1,564 pt	1987	1977	2	3	12/31/96
San Diego City Col.					2		
San Diego Mesa Col.					2		
San Diego Miramar Col.					2		
San Diego Community College Adult Educ. System	AFT	97 ft 636 pt	1977	1977	2	6	12/31/95
Centre City/Skills Center					2		
Cesar Chavez Center					2		
Clairmont Mesa Campus Center					2		
Ed. Cultural Complex Campus Center					2		
Kearney Mesa Campus					2		
Mid-City Center					2		
Miramar Campus					2		
Mission Bay Campus					2		
Navajo Campus Center					2		
Point Loma Campus					2		
*San Francisco Art Institute	Ind.(SFAIFU)	40	1984	1984	4	1	6/30/96

Institution	Bargaining Agent +	Unit Size	Cur. Agent Elected	Initial Contract + +	2/4 Yr. College	No. of Campuses#	Contract Expiration
CALIFORNIA (Cont.)							
San Francisco Community College	AFT	792 ft 979 pt	1978	1979	2	2 ¹⁰	6/30/92
City Col. of San Fran. Comm. Col. Centers					2		
					2		
San Joaquin Delta Col.	CTA/NEA	215 ft 350 pt	1977	1977	2	1	6/30/95
San Jose/Evergreen Com. College District	Ind. (CTA/NEA 1977)	252 ft 604 pt	1987	1978	2	2	6/30/96
Evergreen Valley Col. San Jose City Col.					2		
					2		
San Mateo County Com. College District	AFT (NEA 1977)	387 ft 746 pt	1982	1978	2	3	6/30/95
Canada Col.							
Col. of San Mateo Skyline Col.					2		
					2		
					2		
Santa Barbara City College	Ind.	198 ft	1986	1987	2	1	12/31/95
Santa Clarita Community College District ¹¹	CTA/NEA	68 ft 192 pt	1977	1978	2	1	6/30/94

Institution	Bargaining Agent +	Unit Size	Cur. Agent Elected	Initial Contract + +	2/4 Yr. College	No. of Campuses#	Contract Expiration
CALIFORNIA (Cont.)							
Santa Monica Community College	Ind.	277 ft 399 pt	1978	1979	2	1	12/31/93
Santa Rosa Jr. Col. Full-time/ Adjunct Faculty Unit "B"	Ind.	272 ft 922 pt	1989	1990	2	1	6/96
o Seniors Program, Unit "B"	AFT	59	1989	1991	2	1	6/96
Shasta College	CTA/NEA	144 ft 250 pt	1976	1976	2	1 ²	6/30/96
Sierra Joint Community College District	CTA/NEA	130 ft 510 pt	1977	1978	2	1	6/30/96
Solano Community College	CCA/CTA/NEA	148 ft 238 pt	1976	1977	2	1	6/30/94
Southwestern Community College District	CTA/NEA	214 ft	1977	1979	2	2	12/31/94
San Ysidro Educ. Center Southwestern Col.					2		
					2		
State Center Community College District	AFT	336 ft 575 pt	1977 1992	1977	2	2 ¹³	6/30/94

Institution	Bargaining Agent +	Unit Size	Cur. Agent Elected	Initial Contract + +	2/4 Yr. College	No. of Campuses#	Contract Expiration
State Center Community College District (Cont.)							
Fresno City Col.					2		
Kings River Comm. Col.					2		
Taft College	CTA/NEA	23 ft 31 pt	1976	1977	2	1	12/31/94
University of California							
o Lecturers	AFT	2,000	1984	1986	4	9	6/30/97
o Librarians	UFL/AFT	407	1983	1984	4	9	6/30/96
Berkeley					4		
Davis					4		
Irvine					4		
Los Angeles					4		
Riverside					4		
San Diego					4		
San Francisco					4		
Santa Barbara					4		
Santa Cruz					4		
o Faculty	SCFA/AAUP	392	1981	1982	4	1 ¹⁴	6/30/95
*Univ. of San Francisco	AFT (Ind. 1975)	250 ft	1982	1976	4	1	7/31/98

Institution	Bargaining Agent +	Unit Size	Cur. Agent Elected	Initial Contract + +	2/4 Yr. College	No. of Campuses#	Contract Expiration
*Univ. of San Francisco (Cont.)							
o Adjunct Faculty	AFT	350 pt	1981	1985	4	1	12/30/95
*Univ. of San Francisco Law School	Ind.	35	1973	1974	4	1	6/30/93
Ventura County Community College District	AFT	393 ft 700 pt	1977	1978	2	3	6/30/97
Moorpark Col.					2		
Oxnard Col.					2		
Ventura Col.					2		
Victor Valley College	CTA/NEA	84 ft	1976	1978	2	1	6/30/95
West Hills College	CTA/NEA	50 ft	1977	1977	2	1	6/30/97
West Valley Mission Community College District	Ind. (ACE 1984)	305 ft 465 pt	1993	1985	2	2	6/30/95
Mission Col. West Valley Col.					2		
					2		
Yosemite Com. College District	Ind. (CTA/NEA 1976)	288 ft 180 pt	1989	1978	2	2	6/30/91
Columbia Col. Modesto Jr. Col.					2		
					2		

Institution	Bargaining Agent +	Unit Size	Cur. Agent Elected	Initial Contract + +	2/4 Yr. College	No. of Campuses#	Contract Expiration
CALIFORNIA (Cont.)							
Yuba Comm. College	YCFA/AAUP AFT (Ind. CTA/ NEA 1976)	111 ft 412 pt	1993 1994	1978 1995	2	3	6/30/98 6/30/97
COLORADO							
*Regis University	AAUP	77 ft	1973	1973	4	1	8/31/96

CONNECTICUT

Connecticut Community and Technical College System¹⁵

- Asnuntuck Community-Technical Col. 2
- Capital Community-Technical Col. 2
- Gateway Community-Technical Col. 2
- Housatonic Community-Technical Col. 2
- Manchester Community-Technical Col. 2
- Middlesex Community-Technical Col. 2
- Naugatuck Valley Comm.-Tech. Col. 2
- Northwestern Comm. Comm. Col. 2
- Norwalk Comm.-Tech. Col. 2
- Quinebaug Valley Comm.-Tech. Col. 2
- Three Rivers Comm.-Tech. Col. 2
- Tunxis Comm.-Tech. Col. 2

Institution	Bargaining Agent +	Unit Size	Cur. Agent Elected	Initial Contract + +	2/4 Yr. College	No. of Campuses#	Contract Expiration
Connecticut Community and Technical College System (Cont.)							
A. Community Colleges Faculty	CCCC/SEIU	602 ft 2,157 pt	1975	1977	2	12	6/30/97
B. Technical Colleges Faculty	AFT	159 ft 265 pt	1976 1992	1976 TBA	2 2	5 5	6/30/97 TBA
C. Comm./Tech. Colleges Administrators	CCCC/SEIU ¹⁶	394 ft 570 pt	1987	1977	2	5	6/30/97
D. Comm. Tech. College Administrators	AFSCME	44 ft 6 pt	1980	1981	2	5	6/30/97
Connecticut State Univ. System	AAUP	2,285	1976	1976	4	4	8/28/97
Central Conn. St. Univ.					4		
Eastern Conn. St. Univ.					4		
Southern Conn. St. Univ.					4		
Western Conn. St. Univ.					4		
o Admin. Faculty	AFSCME	358	1976	1977	4	4	6/30/97
*Mitchell College	AFT	24	1975	1975	2	1	6/30/96
*Quinnipiac College	AFT	155 ft	1975	1975	4	1	6/30/92

Institution	Bargaining Agent +	Unit Size	Cur. Agent Elected	Initial Contract + +	2/4 Yr. College	No. of Campuses#	Contract Expiration
<u>CONNECTICUT (Cont.)</u>							
*Teikyo Post University ¹⁷	AAUP (PCFA 1978, PCTA/AAUP)	28	1990	1979	4	1	8/31/93
U.S. Coast Guard Academy	AFGE	15	1975	1978	4	1	6/15/96
Univ. of Connecticut	AAUP	1,347	1976	1977	2/4	6	6/30/97
Hartford					4		
Southeastern					2		
Stamford					4		
Storrs					4		
Torrington					4		
Waterbury					4		
<u>DELAWARE</u>							
Delaware State University	AAUP	207	1977	1981	4	1	8/31/94
University of Delaware	AAUP	926 ft	1972	1973	4	4	6/30/96

Institution	Bargaining Agent +	Unit Size	Cur. Agent Elected	Initial Contract + +	2/4 Yr. College	No. of Campuses#	Contract Expiration
<u>DISTRICT OF COLUMBIA</u>							
*American University ESL Teaching Staff	Ind.(ELIFA)	32 = total in unit 17 = FT w/adj. rank	1982	1982	4	1	4/30/96
University of the District of Columbia	NEA	430	1978	1980	4	1	9/30/93
<u>FLORIDA</u>							
Brevard Community College	UFF/NEA ¹⁸ (AFT 1976, UCCFF 1977)	235	1981	1981	2	4	8/1/96
Cocoa Campus					2		
Melbourne Campus					2		
Palm Bay Campus					2		
Titusville Campus					2		
Broward Community College	UFF/NEA (UFF/AFT/AAUP 1981, UFF/NEA/ AAUP 1983)	330	1983	1981	2	4	7/1/98
Allied Health Center Campus					2		
Central Campus					2		
North Campus					2		
South Campus					2		
Chipola Junior College	UFF/FTP/NEA (NEA 1983)	72	1976	1977	2	1	8/98

Institution	Bargaining Agent +	Unit Size	Cur. Agent Elected	Initial Contract + +	2/4 Yr. College	No. of Campuses#	Contract Expiration
FLORIDA (Cont.)							
Edison Community College	AFT (ECCFF 1977)	100	1976	1979	2	3	6/30/98
Collier Co. Campus							
*Edward Waters College	AAUP	50	1992		4	1	
Hillsborough Community College	UFF/FUSA/NEA (FUSA/NEA 1974)	256	1983	1974	2	4	8/20/95
Brandon Learning Center							
Dale Mabry Campus					2		
Plant City Campus					2		
Ybor Campus					2		
Indian River Community College							
	AAUP	165 ft	1973	1975	2	4	7/31/96
Chastain Center							
Dixon/Hendry Center							
Mueller Center							
Port St. Lucie/ St. Lucie West Centers							
Palm Beach Community College							
	UFF/NEA (AFT ¹⁹ 1975, UCCFF 1977)	200	1975	1978	2	4	6/30/95
Central Campus							
Eissey Campus					2		

Institution	Bargaining Agent +	Unit Size	Cur. Agent Elected	Initial Contract + +	2/4 Yr. College	No. of Campuses#	Contract Expiration
Palm Beach Community College (Cont.)							
Glade Campus					2		
South Campus					2		
Pensacola Junior College	UFF/NEA	232	1985	1987	2	3	6/30/96
Milton Campus					2		
Pensacola Campus					2		
Warrington Campus					2		
*Saint Leo College	UFF/NEA (AFT 1976)	56	1979	1978	4	1	6/1/96
State University of Florida System	UFF/FTP/NEA (UFF/AFT ²⁰)	7,695 ft 1,500 pt	1976	1976	4	10	6/30/95
Florida Agric. & Mech. Univ.					4		
Florida Atlantic Univ.					4		
Florida Gulf Coast University					4		
Florida Int'l Univ.					4		
Florida State Univ.					4		
Univ. of Central Florida					4		
Univ. of Florida					4		
Univ. of N. Florida					4		
Univ. of S. Florida					4		
Univ. of W. Florida					4		

Institution	Bargaining Agent +	Unit Size	Cur. Agent Elected	Initial Contract ++	2/4 Yr. College	No. of Campuses#	Contract Expiration
<u>HAWAII</u>							
University of Hawaii	UHPA/NEA	2,664 ft 546 pt	1974	1975	2/4	10	1/31/96
Hawaii Comm. Col.					2		
Honolulu Comm. Col.					2		
Kapiolani Comm. Col.					2		
Kauai Comm. Col.					2		
Leeward Comm. Col.					2		
Maui Comm. Col.					2		
UH - Hilo Campus					4		
UH - Manoa Campus					4		
UH - West Oahu Campus					4		
Windward Comm. Col.					2		

23

ILLINOIS

Belleville Area College	AAUP/AFT	125 ft	1967	1967	2	3	8/15/96
Belleville Campus					2		
Granite Campus					2		
Red Bud Campus					2		
Black Hawk College	IFT/AFT	196	1984		2	2	8/97
East Campus	UAW	160	1990		2		6/30/95
Quad Campus	IEA, NEA	10	1992		2		6/30/96
*Carl Sandburg College	IEA/NEA	57 ft	1975		2	3	8/31/96

Institution	Bargaining Agent +	Unit Size	Cur. Agent Elected	Initial Contract + +	2/4 Yr. College	No. of Campuses#	Contract Expiration
*Carl Sandburg College (Cont.)							
Branch Campus					2		
Extension Center-Bushnell Carthage					2		
Main Campus							
City Colleges of Chicago (Cook County)	AFT	850 ft	1966	1967	2	7	7/15/96
Kennedy-King Col.					2		
Malcolm X Col.					2		
Olive-Harvey Col.					2		
Richard J. Daley Col.					2		
Truman Col.					2		
Washington Col.					2		
Wright Col.					2		
College of DuPage	NEA (Ind. 1984)	330	1989	1984	2	1	6/2000
College of Lake County	AFT (NEA 1971)	183 ft	1973	1973	2	1	8/13/95
Danville Area College	NEA	65	1983	1983	2	1	6/30/98
Elgin Community College	AFT	117 ft	1984	1984	2	1	12/31/97
	AFT	45 pt	1993		2		
Highland Com. College	AFT	47 ft 3 pt	1968	1968	2	1	8/20/96

Institution	Bargaining Agent +	Unit Size	Cur. Agent Elected	Initial Contract + +	2/4 Yr. College	No. of Campuses#	Contract Expiration
ILLINOIS (Cont.)							
Illinois Board of Gov. ²¹ Universities	UPI/IFT/ AFT	1,750	1976	1977	4	5	8/31/96
Chicago St. Univ.					4		
Eastern Illinois Univ.					4		
Governors St. Univ.					4		
Northeastern Illinois Univ.					4		
Western Illinois Univ.					4		
Illinois Central College	Ind.	193 ft 400 pt	1977	1977	2	1	7/31/93
Illinois Eastern Com. Colleges	IEA/NEA	92	1985	1985	2	4	9/1/97
Frontier Community Col.					2		
Lincoln Trail Col.					2		
Olney Central Col.					2		
Wabash Valley Col.					2		
Illinois Valley Com. College	AFT	67 ft	1966	1966	2	1	8/97
John A. Logan College	IEA/NEA	95 ft	1972	1972	2	1	8/15/96
Joliet Junior College	AFT	157 ft	1967	1967	2	2	6/30/99
Kankakee Com. College	AFT	50	1984	1985	2	1	8/97

Institution	Bargaining Agent +	Unit Size	Cur. Agent Elected	Initial Contract + +	2/4 Yr. College	No. of Campuses#	Contract Expiration
ILLINOIS (Cont.)							
Kaskaskia College	AFT (NEA 1984)	58	1991	1985	2	1	8/15/95
Kishwaukee College	IFT/AFT	75 ft	1986	1986	2	1	8/95
Lake Land College	AFT	124 ft	1968	1970	2	1	8/19/97
Lewis and Clark Com. College	IEA/NEA	75 ft	1979	1979	2	1	7/31/97
Lincoln Land Community College	AFT	117	1986	1986	2	1	8/15/99
McHenry County College	NEA	80 ft	1971	1972	2	1	8/96
Moraine Valley Community College	AFT	185	1972	1972	2	1	6/30/98
Morton College	AFT	51 ft	1967		2	1	8/19/98
Northern Illinois U.	AFT/UIPI	120 temp.	1992	1994	4	1	6/30/98
Oakton Community College	IEA/NEA	151	1986	1986	2	2	8/15/98
o Adjunct Faculty	IEA/NEA	118 pt	1985	1987	2	2	8/10/96
Parkland College	Ind.(PAE) AFT	149 ft 125	1985 1995	1987	2	1	8/14/94

Institution	Bargaining Agent +	Unit Size	Cur. Agent Elected	Initial Contract + +	2/4 Yr. College	No. of Campuses#	Contract Expiration
ILLINOIS (Cont.)							
Prairie State College	AFT	94 ft	1969	1969	2	1	8/97
Rend Lake College	AFT	55	1985	1986	2	1	8/10/92
Richland Com. College	AFT/IFT	52	1984/85	1986	2	1	6/30/97
Sauk Valley Community College	IEA/NEA	60 ft	1969	1970	2	1	6/30/98
Shawnee Com. College	NEA	42	1984	1984	2	1	8/15/96
South Suburban College ²²	AFT	125	1971	1972	2	1	8/15/98
Southeastern Illinois College	NEA	67	1985	1984	2	1	8/19/97
Spoon River College	NEA	35	1973	1976	2	1	9/1/92
State Community College of East St. Louis ²³	IFT/AFT	31	1980	1982	2	1	6/30/95
Triton College	AFT	228 ft	1973		2	1	6/30/92
Univ. of Illinois at Springfield ²⁴	AFT	162	1986	1988	2	1	6/30/97
Waubensee Com. College	AFT	75	1968	1970	2	1	6/30/96
William Rainey Harper College ²⁵	AFT	219	1976	1976	2	1	8/15/96

Institution	Bargaining Agent +	Unit Size	Cur. Agent Elected	Initial Contract + +	2/4 Yr. College	No. of Campuses#	Contract Expiration
IOWA							
Des Moines Area Com. College	NEA	270 ft	1976	1976	2	5	8/14/96
Ankeny Campus					2		
Boone Campus					2		
Carroll Campus					2		
Newton Campus					2		
Urban Campus					2		
Eastern Iowa Community College District IX	NEA	148 ft	1975	1976	2	3	8/13/95
Clinton Comm. Col.					2		
Muscatin Comm. Col.					2		
Scott Comm. Col.					2		
Hawkeye Community College	NEA	113 ft 30 pt	1980	1981	2	2	8/18/96
Main Campus							
Metro Campus							
Iowa Central Community College	NEA	85 ft	1975	1976	2	1	6/30/95
Iowa Lakes Com. College	NEA	83 f/pt	1975	1976	2	2	6/30/97
North Campus					2		
South Campus					2		

Institution	Bargaining Agent +	Unit Size	Cur. Agent Elected	Initial Contract + +	2/4 Yr. College	No. of Campuses#	Contract Expiration
IOWA (Cont.)							
Iowa Western Community College	NEA	108 ft	1975	1976	2	2	8/18/95
Clarinda Campus Council Bluffs Campus					2		
					2		
Kirkwood Com. College	NEA	200 ft	1975	1976	2	2	8/29/97
Cedar Rapids Campus Iowa City Campus					2		
					2		
Northwest Iowa Community College (Area I)	NEA	90 ft 53 pt	1975	1976	2	2	8/15/95
Calmar Campus Peosta Campus					2		
					2		
Northwest Iowa Community College (Area IV)	NEA	32 ft	1975	1976	2	1	6/30/95
Southeastern Community College	NEA	89 ft	1987	1976	2	2	6/30/96
North Campus South Campus					2		
					2		

Institution	Bargaining Agent +	Unit Size	Cur. Agent Elected	Initial Contract ++	2/4 Yr. College	No. of Campuses#	Contract Expiration
IOWA (Cont.)							
Southwestern Community College	NEA	44 ft	1975	1976	2	2	7/31/90
Creston Red Oak					2	2	
University of Northern Iowa	NEA (AAUP/NEA ²⁶ 1976)	680 f/pt	1991	1977	4	1	6/30/95
Western Iowa Tech Com. College	NEA ²⁷	75 ft 12 pt	1976	1978	2	1	8/14/97
KANSAS							
Butler County Community College	NEA	123 ft	1971	1971	2	1	7/31/97
Cloud County Community College	NEA	48 ft	1970	1973	2	1	6/30/95
Coffeyville Community College	Ind. (NEA 1980)	35 ft	1982	1983	2	1	6/30/96
Colby Community College	NEA (Ind. 1972)	55 ft	1988	1975	2	1	6/30/96

Institution	Bargaining Agent +	Unit Size	Cur. Agent Elected	Initial Contract + +	2/4 Yr. College	No. of Campuses#	Contract Expiration
KANSAS (Cont.)							
Cowley County Community College	NEA	42	1969	1970	2	1	5/30/96
Dodge City Com. College	KEA/NEA (Ind. 1974)	55 ft	1991	1972	2	1	6/30/97
Fort Scott Com. College	Ind.(FSCAPE) (NEA 1974)	58	1984	1985	2	1	6/30/96
Garden City Community College	NEA	70 ft	1971	1973	2	1	6/30/95
Hutchinson Com. College	NEA	72 f/pt	1969	1969	2	1	6/30/96
Independence Community College	NEA	31	1970	1970	2	1	6/30/97
Johnson County Community College	NEA	300 ft	1980	1981	2	1	6/30/96
Kansas City Kansas Com. College	NEA	129 ft	1971	1971	2	1	6/30/95
Labette Com. College Main Campus	NEA	36	1970	1970	2	2	6/30/95
Oswego Campus					2	2	
Pittsburg State Univ.	NEA	218	1974	1978	4	1	6/30/90

Institution	Bargaining Agent +	Unit Size	Cur. Agent Elected	Initial Contract + +	2/4 Yr. College	No. of Campuses#	Contract Expiration
<u>KANSAS (Cont.)</u>							
Pratt Community College	NEA	34 f/pt	1977	1977	2	1	6/30/97
<u>MAINE</u>							
Maine Maritime Academy	MSEA	50	1988	1988	4	1	9/30/95
Maine Technical College System	NEA/MEA	304		1971	2	7	6/30/94
Central Maine Tech. Col.					2		
Eastern Maine Tech. Col.					2		
Kennebec Valley Tech. Col.					2		
Northern Maine Tech. Col.					2		
Southern Maine Tech. Col.					2		
Washington County Tech. Col.					2		
York County Technical Col.					2		
Univ. of Maine System	NEA/MEA	1,250 ft	1978	1979	4	7	6/30/95
Univ. of Maine					4		
Univ. of Maine-Augusta					4		
Univ. of Maine-Farmington					4		
Univ. of Maine-Fort Kent					4		
Univ. of Maine-Machias					4		
Univ. of Maine-Presque Isle					4		
Univ. of Southern Maine					4		
o Part-time Faculty	PATFA/AFT	250 pt	1986	1988	4	7	8/31/95

Institution	Bargaining Agent +	Unit Size	Cur. Agent Elected	Initial Contract ++	2/4 Yr. College	No. of Campuses#	Contract Expiration
MARYLAND							
Baltimore City Community College	AFT	162 ft	1969	1970	2	2	6/30/90
Harbor Campus						2	
Liberty Campus						2	
Montgomery College	AAUP	450	1980	1982	2	3	9/1/2001
Germantown Campus					2		
Rockville Campus					2		
Takoma Park Campus					2		
Towson State University	AAUP	476	1973		4	1	
MASSACHUSETTS							
*Becker College	AFT	49	1974	1975	2	2	8/31/93
Leicester Campus					2		
Worcester Campus					2		
*Berklee Col. of Music	AFT	140 ft	1985	1986	4	1	8/31/96
○ Part-time Faculty	AFT	136 pt	1985	1986	4	1	8/31/96
*Curry College	AAUP	81 ft 130 pt	1979	1981	4	2	6/1/97

Institution	Bargaining Agent +	Unit Size	Cur. Agent Elected	Initial Contract + +	2/4 Yr. College	No. of Campuses#	Contract Expiration
MASSACHUSETTS (Cont.)							
*Emerson College	AAUP	81 ft	1975	1976	4	1	8/31/94
*Endicott College	NEA	40 ft	1973	1974	4	1	
*Laboure College	NEA	22 ft	1975	1979	2	1	6/30/96
Massachusetts Community College System ²⁸	NEA/MTA/MCCC ²⁹	1,700	1976	1976	2	15	6/30/93
Berkshire Comm. Col.					2		
Bristol Comm. Col.					2		
Bunker Hill Comm. Col.					2		
Cape Cod Comm. Col.					2		
Greenfield Comm. Col.					2		
Holyoke Comm. Col.					2		
Mass. Bay Comm. Col.					2		
Massasoit Comm. Col.					2		
Middlesex Comm. Col.					2		
Mount Wachusett Comm. Col.					2		
North Shore Comm. Col.					2		
Northern Essex Comm. Col.					2		
Quinsigamond Comm. Col.					2		
Roxbury Comm. Col.					2		
Springfield Tech. Comm. Col.					2		
o Div. of Continuing Ed.	NEA/MTA/MCCC	1,800 pt	1987	1991	2	15	8/20/93

Institution	Bargaining Agent +	Unit Size	Cur. Agent Elected	Initial Contract + +	2/4 Yr. College	No. of Campuses#	Contract Expiration
MASSACHUSETTS (Cont.)							
Massachusetts State Colleges ³⁰	NEA/MTA	1,535	1977	1977	4	9	6/30/93
Bridgewater St. Col.					4		
Fitchburg St. Col.					4		
Framingham St. Col.					4		
Mass. College of Art					4		
Mass. Maritime Academy					4		
North Adams St. Col.					4		
Salem St. Col.					4		
Westfield St. Col.					4		
Worcester St. Col.					4		
o Div. of Cont. Educ.	NEA/MTA	1,050 pt	1987	1989	4	9	8/31/92
Univ. of Massachusetts	MSP/FSU/ MTA/NEA	1,800	1976	1978	4	4	6/30/93
Amherst Campus ³¹					4		
Boston Campus					4		
Lowell Campus ³²	MSP/MTA/ NEA	509			4		
Dartmouth Campus ³³	AFT	313	1970	1970	4	1	6/30/93
o Part-time and Visiting Lecturers	AFT	77 pt	1985	1986	4		6/30/93

Institution	Bargaining Agent +	Unit Size	Cur. Agent Elected	Initial Contract + +	2/4 Yr. College	No. of Campuses#	Contract Expiration
MASSACHUSETTS (Cont.)							
*Wentworth Institute of Technology	AFT		1973	1976	4	2	
Boston Campus		130			4		8/30/92
East Coast Aero Technical School		30		1993			18 months
MICHIGAN							
*Adrian College	NEA	70	1975	1977	4	1	8/31/98
Alpena Community College	NEA	53	1965	1965	2	1	8/31/97
*Baker College of Flint	NEA	44 ft	1978	1978	2/4	1	8/31/96
Bay de Noc Community College	MEA/NEA (Ind. 1971)	42 ft	1973	1971	2	1	8/20/96
Central Michigan University	MEA/NEA (CMUFA 1969)	598	1977	1970	4	1	6/30/96
*Detroit College of Business	NEA (Ind. 1971)	36 ft	1973	1971	4	3	6/30/97
Eastern Michigan University	AAUP	691 ft	1974	1974	4	1	8/31/96
Ferris State University	NEA	532 ft	1973	1973	4	1	6/30/94

Institution	Bargaining Agent +	Unit Size	Cur. Agent Elected	Initial Contract + +	2/4 Yr. College	No. of Campuses#	Contract Expiration
MICHIGAN (Cont.)							
Glen Oaks Community College	NEA	31 ft	1968	1968	2	1	8/31/95
Gogebic Community College	NEA	47	1965	1965	2	1	8/14/96
Grand Rapids Community College	Ind.	542 f/pt	1965	1965	2	1	8/26/95
Henry Ford Community College	AFT	205	1965	1966	2	2	8/21/99
Dearborn Heights Campus Main Campus					2	2	
Highland Park Community College	AFT	19	1966	1989	2	1	6/30/92
Jackson Community College	NEA	108 ft	1965	1966	2	4	8/31/96
Kalamazoo Valley Community College	AAUP (NEA)	105	1995	1969	2	1	5/94
Kellogg Community College	MEA/NEA (AFT 1967)	99 ft	1968	1968	2	1	8/15/97
*Kendall College of Art and Design	KFA/MEA/NEA	72	1974	1989	4	1	8/22/96

Institution	Bargaining Agent +	Unit Size	Cur. Agent Elected	Initial Contract + +	2/4 Yr. College	No. of Campuses#	Contract Expiration
<u>MICHIGAN</u> (Cont.)							
Kirtland Community College	AFT/MFT (Ind. 1969, NEA 1973)	34 ft	1985	1971	2	1	6/30/96
Lake Superior State University	MEA/NEA	118 ft	1978	1978	4	1	8/31/96
Lansing Community College	MEA/NEA	1,000 f/pt	1968	1969	2	1	8/11/97
Macomb Community College	Ind.	293 ft	1966	1967	2	3	8/14/96
Center Campus					2		
Fraser Campus					2		
South Campus					2		
Mid Michigan Community College	MEA/NEA	36 ft	1968	1969	2	2	8/22/96
Monroe County Community College	MEA/NEA	61 ft	1973	1969	2	1	8/31/2000
Montcalm Community College	MEA/NEA	26 ft	1968	1968	2	1	8/15/97
Mott Community College	NEA	415	1966	1966	2	3	8/24/94
Lapeer Campus					2		
Main Campus					2		
Southern Lakes Campus					2		

Institution	Bargaining Agent +	Unit Size	Cur. Agent Elected	Initial Contract + +	2/4 Yr. College	No. of Campuses#	Contract Expiration
MICHIGAN (Cont.)							
Muskegon Community College	MEA/NEA	98 ft	1965	1967	2	1	8/31/94
North Central Michigan College	MEA/NEA	30	1980	1981	2	1	8/31/96
Northern Michigan University	AAUP	288 ft	1975	1976	4	1	6/30/95
o College of Technology and Applied Sciences	MEA/NEA	23 ft	1980	1980	4	1	8/25/95
Oakland Community College	MEA/NEA	291	1971	1966	2	5	8/31/95
Auburn Hills Campus					2		
Highland Lakes Campus					2		
Orchard Ridge Campus					2		
Royal Oak Campus					2		
Southfield Campus					2		
Oakland University	AAUP	374 ft 61 pt	1970	1971	4	1	8/31/96
Saginaw Valley State University	MEA/NEA	175 ft	1972	1972	4	1	6/30/96

Institution	Bargaining Agent +	Unit Size	Cur. Agent Elected	Initial Contract + +	2/4 Yr. College	No. of Campuses#	Contract Expiration
MICHIGAN (Cont.)							
St. Clair County Community College	MEA/NEA	97	1968	1970	2	1	8/30/94
Schoolcraft College	MEA/NEA	128 ft 292 pt	1972	1967	2	1	8/18/98
*University of Detroit Mercy ³⁴	MEA/NEA	230 ft	1975	1977	4	2	8/15/98
Washtenaw Community College	MEA/NEA	174 ft	1966	1967	2	1	8/24/96
Wayne County Community College	AFT	123 ft 250 pt	1970	1970	2	4 (1 center)	12/31/94
Downriver Campus					2		
Downtown Campus					2		
Eastern Campus					2		
Northwestern Campus					2		
Wayne State University	AAUP	1,550 ft	1972	1972	4	1	7/31/96
West Shore Community College	MEA/NEA (Ind. 1970)	28 ft	1984	1970	2	1	8/20/95
Western Michigan University	AAUP	720 f/pt	1975	1976	4	6	9/6/96
Battle Creek Campus					4		
Benton Harbor Campus					4		
Grand Rapids Campus					4		

Institution	Bargaining Agent +	Unit Size	Cur. Agent Elected	Initial Contract + +	2/4 Yr. College	No. of Campuses#	Contract Expiration
Western Michigan University (Cont.)							
Kalamazoo (Main) Campus					4		
Lansing Campus					4		
Muskegon Campus					4		
o Language Association	AAUP	8	1988	1988	4	6	9/1/97

MINNESOTA

Minnesota State Colleges & Universities

41

Minnesota Community College System	MCCFA/NEA	2,200	1972	1973	2	20	6/30/95
Anoka-Ramsey Com. Col.					2		
Arrowhead Comm. Col. District					2		
Austin Comm. Col.					2		
Brainerd Comm. Col.					2		
Fergus Falls Comm. Col.					2		
Fond du Lac Tribal and Comm. Col.					2		
Hibbing Comm. Col.					2		
Inver Hills Comm. Col.					2		
Itasca Comm. Col.					2		
Lakewood Comm. Col.					2		
Mesabi Comm. Col.					2		
Minneapolis Comm. Col.					2		
Normandale Comm. Col.					2		
North Hennepin Comm. Col.					2		

Institution	Bargaining Agent +	Unit Size	Cur. Agent Elected	Initial Contract + +	2/4 Yr. College	No. of Campuses#	Contract Expiration
Minnesota Community College System (Cont.)							
Northland Comm. Col.					2		
Rainy River Comm. Col.					2		
Rochester Comm. Col.					2		
Vermilion Comm. Col.					2		
Willmar Comm. Col.					2		
Worthington Comm. Col.					2		
Minnesota State University System	IFO ³⁵ (Ind.)	3,000	1975	1976	2/4	8	6/30/95
Bemidji St. Univ.					4		
Mankato St. Univ.					4		
Metropolitan St. Univ.					4		
Moorhead St. University					4		
MsiI-Akita, Japan					2		
Saint Cloud St. Univ.					4		
Southwest St. Univ.					4		
Winona St. Univ.					4		
Minnesota Technical Colleges	UTCE/AFT/NEA	2,140	1993		2	34	
Alexandria Technical College							
Anoka Technical College							
Central Lakes College							
(Campuses at Brainerd and Staples)							
Century College							
(Campus at White Bear Lake)							

Institution	Bargaining Agent +	Unit Size	Cur. Agent Elected	Initial Contract + +	2/4 Yr. College	No. of Campuses#	Contract Expiration
Minnesota Technical Colleges (Cont.)							
Dakota County Technical College (Campus at Rosemount)							
Hennepin Technical College (Campuses at Brooklyn Park and Eden Prairie)							
Hutchinson-Willmar Technical College (Campuses at Hutchinson and Willmar)							
Lakes Superior College (Campus at Duluth)							
Minneapolis Technical College							
Minnesota Riverland Technical College (Campuses at Austin, Faribault, Rochester)							
Northland College (Campus at Thief River Falls)							
Northwest Technical College (Campuses at Bemdiji, Detroit Lakes, East Grand Forks, Moorhead, Wadena)							
Pine Technical College Range Technical College (Campuses at Eveleth and Hibbing)							
Red Wing-Winona Technical College (Campuses at Red Wing and Winona)							
St. Cloud Technical College St. Paul Technical College							
South Central Technical College (Campuses at Albert Lea and Mankato)							
Southwestern Technical College (Campuses at Canby, Granite Falls, Jackson, Pipestone)							

Institution	Bargaining Agent +	Unit Size	Cur. Agent Elected	Initial Contract + +	2/4 Yr. College	No. of Campuses#	Contract Expiration
<u>MINNESOTA (Cont.)</u>							
University of Minnesota ³⁶	NEA	335		1982	4	1	6/30/97
Duluth Campus				1980	4	1	
<u>MISSOURI</u>							
*Park College	AFT	54	1976	1977	4	1	5/15/96
St. Charles County Community College	AFT	60	1991		2	1	
St. Louis Comm. Col.	NEA	446 ft	1977	1977	2	3	6/30/95
Florissant Valley Forest Park Meramec					2 2 2		
<u>MONTANA</u>							
Dawson Community College	AFT	30 f/pt	1975	1975	2	1	7/1/94
Flathead Valley Community College	NEA AFT	40 ft 94 pt	1979	1981	2	2	6/30/97
Lincoln Campus Main Campus		3 ft 37 pt			2 2		

Institution	Bargaining Agent +	Unit Size	Cur. Agent Elected	Initial Contract++	2/4 Yr. College	No. of Campuses#	Contract Expiration
<u>MONTANA (Cont.)</u>							
Miles Community College	Ind.	24	1973	1973	2	1	6/30/94
Montana State University-Billings/Main Campus	AAUP/AFT	192 f/pt	1978	1976	4	1	6/30/97
College of Technology	MFT/AFT	26 ft					
Northern Montana College	AFT (NEA 1975)	75	1979	1976	4	1	6/30/95
University of Montana	AFT	509 f/pt	1978	1979	4	1	6/30/93
Western Montana College	AFT (NEA 1975)	47 ft	1983	1975	4	1	6/30/91
<u>NEBRASKA</u>							
Central Community College	NSEA/NEA	136	1985	1976	2	3	8/14/96
Columbus-Region 1					2		
Grand Island-Region 2					2		
Hastings-Region 3					2		
Metropolitan Community College	NEA	159 ft	1974	1974	2	4	6/30/95
Elkhorn Valley Campus					2		

Institution	Bargaining Agent +	Unit Size	Cur. Agent Elected	Initial Contract ++	2/4 Yr. College	No. of Campuses#	Contract Expiration
Metropolitan Community College (Cont.)							
Fort Omaha Campus			2				
Fremont Campus			2				
South Campus			2				
Mid-Plains Community College Area	NEA	75	1976	1976	2	2	1995
McCook Campus	NEA	28	1978	1978	2	1	1995
Mid-Plains Campus-Mc Donald Belton		75	1976	1976	2	1	1995
Mid Plains Voc. Tech.	Ind.				2	1	1995
Nebraska State Colleges	SCEA/NEA NEA (Prof. Unit)	235 74	1976 1994	1970	4 4	3 3	6/30/97
Chadron St. Col.			1990		4		
Peru St. Col.					4		
Wayne St. Col.					4		
Northeast Community College	NSEA/NEA	89	1990	1975	2	1	8/31/96
Southeast Community College	Ind. NEA(Prof. Unit) (NEA 1975)	260 60	1979 1991	1975 1991	2 2	3 3	6/30/98 6/30/96
Beatrice Campus					2		
Lincoln Campus					2		
Milford Campus					2		

Institution	Bargaining Agent +	Unit Size	Cur. Agent Elected	Initial Contract + +	2/4 Yr. College	No. of Campuses#	Contract Expiration
<u>NEBRASKA (Cont.)</u>							
University of Nebraska							
Omaha	AAUP	430	1979	1981	4	1	6/30/95
Kearney ³⁷	UNKEA/NEA	318	1976	1991	4	1	6/30/95
Univ. of Nebraska-Lincoln (Law)							
	Ind.	25	1976		4	2	
Western Nebraska Community College							
	NEA	70	1976		2	2	8/31/95
Scottsbluff Campus Centers in Sidney & Alliance							
					2		
					2		
<u>NEVADA</u>							
Truckee Meadows Com. Col.	NFA/AAUP	103	1992		2	1	7/96
<u>NEW HAMPSHIRE</u>							
*Franklin Pierce College	AFT	117 f/pt	1974	1974	4	1	8/31/98
Keene State College	NEA ³⁸	161 ft	1977	1979	4	1	6/30/96

Institution	Bargaining Agent +	Unit Size	Cur. Agent Elected	Initial Contract++	2/4 Yr. College	No. of Campuses#	Contract Expiration
<u>NEW HAMPSHIRE (Cont.)</u>							
*New Hampshire College ³⁹	NHAPE/AAUP (Ind. 1984)	134	1991	1984	4	2 (+ 7 satellites)	
Univ. of New Hampshire	AAUP	619	1990	1993	4	2	6/30/95
<u>NEW JERSEY</u>							
Atlantic Com. College	NJEA/NEA	75	1968	1970	2	1	6/30/96
Bergen Community College	NJEA/NEA	276	1968	1969	2	1	6/30/96
*Bloomfield College	AAUP	50 f/pt	1973	1975	4	1	6/30/93
Brookdale Community College	NJEA/NEA	206	1971	1974	2	1	6/30/95
Burlington County College	NJEA/NEA	74	1970	1971	2	2	6/30/94
Camden County College	NJEA/NEA (NEA 1968, AFT 1972)	120	1980		2	1 ⁴⁰	6/30/96
County College of Morris	NJEA/NEA (Ind. 1974)	190	1975	1975	2	1	8/28/97
Cumberland County Col.	NJEA/NEA	49	1968	1969	2	1	6/30/97

Institution	Bargaining Agent +	Unit Size	Cur. Agent Elected	Initial Contract + +	2/4 Yr. College	No. of Campuses#	Contract Expiration
NEW JERSEY (Cont.)							
Essex County College	NJEA/NEA	158	1968	1970	2	2	8/31/97
Newark Campus West Caldwell Campus					2	2	
Gloucester County College	AFT (NEA 1968)	78 ft	1972	1969	2	1	6/30/98
Hudson County Community College	NJEA/NEA	45	1989	1989	2	1	6/30/91
Mercer County Community College	NJEA/NEA	121 ft	1970	1971	2	1 ⁴¹	6/30/97
Middlesex County College	AFT	205	1968	1968	2	1	6/30/95
*Monmouth University	AAUP (NEA 1971)	162 ft	1978	1971	4	1	6/30/97
New Jersey Institute of Technology	PSA/AAUP (Ind. 1970)	350	1988	1971	4	1	6/30/92
New Jersey State College System	AFT (NEA 1969)	3,061	1972	1970	4	9	6/30/95
Jersey City St. Col. Kean Col. of New Jersey					4	4	

Institution	Bargaining Agent +	Unit Size	Cur. Agent Elected	Initial Contract + +	2/4 Yr. College	No. of Campuses#	Contract Expiration
New Jersey State College System (Cont.)							
Montclair University					4		
Ramapo Col. of New Jersey					4		
Rowan Col. of New Jersey					4		
Stockton St. Col.					4		
Thomas A. Edison St. Col.					4		
Trenton St. Col.					4		
William Paterson Col. of NJ					4		
o Part-time Faculty		95 pt	1987		4	9	
Ocean County College	NJEA/NEA	127 ft	1968	1968	2	1	8/27/96
Passaic County Com. College	NJEA/NEA	62 ft	1972	1972	2	1	7/31/96
Raritan Valley Community College ⁴²	AFT (NEA)	100 ft 200 pt	1973		2	1	6/30/97
*Rider University	AAUP	310 f/pt	1973	1974	4	1	8/31/96
Rutgers, The State University of New Jersey	AAUP	2,552	1970	1971	4	3	6/30/95
Camden Campus					4		
New Brunswick Campus					4		
Newark Campus					4		
o Adjunct Faculty	AAUP	450 pt	1988	1991	4	3	1994

Institution	Bargaining Agent +	Unit Size	Cur. Agent Elected	Initial Contract + +	2/4 Yr. College	No. of Campuses#	Contract Expiration
NEW JERSEY (Cont.)							
Salem Community College	NJEA/NEA	38	1975	1976	2	1	6/30/97
Sussex Community College	AFT	19 ft	1991		2	1	5/31/92 ⁴³
*Union County College ⁴⁴	AAUP	180 ft	1974	1975	2	3	8/31/93
Elizabeth Campus					2		
Main Campus-Cranford					2		
Plainfield Campus					2		
University of Medicine and Dentistry of New Jersey	AAUP	1,202 ft 218 pt	1972	1973	4	5	6/30/92
Grad. School of Biomedical Sciences					4		
New Jersey Dental School					4		
New Jersey Medical School					4		
Robert Wood Johnson Medical School ⁴⁵					4		
School of Osteopathic Medicine					4		
o School of Health Related Professions	NJEA/NEA	76 ft 21 pt	1984	1984	4	3	6/30/92
Warren County Com. Col.	NJEA/NEA	12	1992	1995	2	1	6/97

Institution	Bargaining Agent +	Unit Size	Cur. Agent Elected	Initial Contract + +	2/4 Yr. College	No. of Campuses#	Contract Expiration
<u>NEW MEXICO</u>							
Albuquerque Technical Vocational Institute	AFT	290	1995		2	1	
New Mexico Junior College	AFT	68	1994		2	1	
<u>NEW YORK</u>							
*Adelphi University	AAUP	243 ft 374 pt	1972	1973	4	1 ⁴⁶	8/31/96
Adirondack Community College	NEA (ACCF ⁴⁷ 1970, AFT 1978)	81	1985	1970	2	1	8/31/92
*Bank Street College	AFT	150	1995		4	1	
*Bard College	AAUP	150	1972	1973	4	1	6/30/96
Broome Community College	NYEA/NEA	196 ft 182 pt	1979	1969	2	1	8/31/98
Cayuga County Community College	NYEA/NEA (NEA 1970, ACCF 1972)	72 ft	1978	1970	2	1	8/31/96

Institution	Bargaining Agent +	Unit Size	Cur. Agent Elected	Initial Contract ++	2/4 Yr. College	No. of Campuses#	Contract Expiration
NEW YORK (Cont.)							
City University of New York ⁴⁸	PSC	8,800 ft 8,000 pt	1969	1969	2/4	18	1/31/96
Baruch College					4		
Bor. of Manhattan Comm. Col.					2		
Bronx Comm. Col.					2		
Brooklyn College					4		
City College					4		
College of Staten Island					4		
Grad. School & Univ. Center					4		
Hostos Comm. Col.					2		
Hunter College					4		
John Jay Col. of Criminal Justice					4		
Kingsborough Comm. Col.					4		
LaGuardia Comm. Col.					2		
Lehman College					2		
Medgar Evers College					4		
New York City Tech. Col.					4		
Queens College					4		
Queensborough Comm. Col.					2		
York College					4		
Clinton Com. College	Ind. (NYEA/ NEA 1994, ACCF 1972)	80 ft	1978	1973	2	1	8/31/95
*College of Insurance	AAUP	7	1985	1987	4	1	8/31/95

Institution	Bargaining Agent +	Unit Size	Cur. Agent Elected	Initial Contract ++	2/4 Yr. College	No. of Campuses#	Contract Expiration
NEW YORK (Cont.)							
Columbia-Greene Com. College	NYEA/NEA (NYSUT/AFT 1971)	49 ft	1979	1971	2	1	8/31/95
*Cooper Union	NYSUT/AFT	60	1975	1978	4	1	8/31/96
Cornell University ILR							
o Adjunct Faculty	NYSUT/AFT	200 pt	1981	1981	4	3	8/31/92
Long Island Campus					4		
New York City Campus					4		
Westchester/Rockland Campus					4		
*Culinary Institute of America	Ind.	120	1979	1979	4	2	5/31/98
*Dowling College	NYSUT/AFT	106	1978	1979	4	1	8/31/97
Dutchess Community College	NEA (NYSUT/AFT 1968)	200	1987	1969	2	1	8/31/96
o Adjunct Faculty	NEA (NYSUT/AFT 1985)	270 pt	1987	1987	2	1	8/31/96
*D'Youville College	AAUP	86 ft	1976	1977	4	1	8/31/96

Institution	Bargaining Agent +	Unit Size	Cur. Agent Elected	Initial Contract ++	2/4 Yr. College	No. of Campuses#	Contract Expiration
NEW YORK (Cont.)							
Erie Community College	Ind. (FFECC) (NEA 1971, ACCF 1972)	510	1978	1967	2	3	8/31/95
City Campus							
North Campus					2		
South Campus					2		
Fashion Institute of Technology	NYSUT/AFT ⁴⁹	527 ft 220 pt	1967		2/4	1	2/28/95
○ Adjunct Faculty	NYSUT/AFT	700	1971				2/28/95
Finger Lakes ⁵⁰ Community College	NYEA/NEA, FBC (ACCF 1974)	63 ft 101	1978	1975	2	1	8/31/97 8/31/99
Fulton-Montgomery Comm. College	NYEA/NEA (NEA 1969, ACCF 1972)	68 ft	1978	1969	2	1	8/31/97
Genesee Community College	NYEA/NEA (NEA 1970, ACCF 1972)	141 ft	1978	1970	2	1	8/31/96
Herkimer County Com. College	NYSUT/AFT (Ind. 1975)	129 ft	1983	1977	2	1	8/31/97

Institution	Bargaining Agent +	Unit Size	Cur. Agent Elected	Initial Contract++	2/4 Yr. College	No. of Campuses#	Contract Expiration
NEW YORK (Cont.)							
*Hofstra University	AAUP	438 ft 455 pt	1973	1974	4	1	8/31/96
Hudson Valley Comm. College	Ind.	240 ft	1983	1969	2	1 ⁵¹	8/31/95
o Opportunity Center	NYSUT/AFT	26 ft	1976	1976	2	1	8/31/95
Jamestown Community College	NYSUT	137	1992	1970	2	2	8/31/98
Cattaraugus County Campus					2	2 Extension	
Jamestown Campus					2	Centers	
North County Extension Center					2		
Warren (PA) Extension Center					2		
Jefferson Com. College	NYEA/NEA	100 ft	1975	1969	2	1	8/31/97
*Long Island University							
Brooklyn Center	NYSUT/AFT (AFT 1970)	194 ft 650 pt	1976	1972	4	1	8/31/97
o College of Pharmacy	AAUP	30	1978	1979	4	1	10/31/97
C.W. Post Center	NYSUT/AFT	300	1976	1975	4	1	8/31/97
o Adjunct Faculty	CWA (NYEA/NEA 1978)	600	1987	1979	4	1	10/31/96

Institution	Bargaining Agent +	Unit Size	Cur. Agent Elected	Initial Contract + +	2/4 Yr. College	No. of Campuses#	Contract Expiration
Long Island University (Cont.)							
Southampton Center	NYSUT/AFT (NYSUT 1973)	65	1976	1975	4	1	8/31/98
*Marymount College	AAUP	56	1976	1977	4	1	8/31/95
Mohawk Valley Comm. College	NYSUT/AFT	230 ft	1972	1972	2	2	8/31/95
Rome Campus					2		
Utica Campus					2		
Monroe Community College	NYSUT/AFT	442 ft 264 pt	1969	1969	2	2	8/31/97
Nassau Community College	NYSUT/AFT (Ind., NCCFT)	660	1969	1969	2	1	8/31/95
o Adjunct Faculty	NYSUT/AFT (AFA)	1,719 pt	1974	1974	2	1	9/30/95
*New York Inst. of Tech.	AAUP	311	1970	1971	4	3	8/31/95
Central Islip Campus					4		
New York City Campus					4		
Old Westbury-Main Campus					4		
*New York Univ. Law School	Ind.		1973		4	1	

Institution	Bargaining Agent +	Unit Size	Cur. Agent Elected	Initial Contract + +	2/4 Yr. College	No. of Campuses#	Contract Expiration
<u>NEW YORK</u> (Cont.)							
Niagara County Community College	NYEA/NEA (ACCF)	225	1978	1969	2	1	8/31/96
*Niagara University	AAUP (Ind. 1975)	112	1979	1979	4	1	8/31/95
North Country Community College	NYEA/NEA (NEA 1969, ACCF 1972)	65 ft	1978	1970	2	3	8/31/97
Malone Campus					2		
Saranac Lake Campus					2		8/31/97
Ticonderoga Campus					2		
Onondaga Com. College	NYSUT/AFT ⁴⁹	191 ft 310 pt	1967	1968	2	1	8/31/96
Orange County Community College	NYEA/NEA (NEA 1969, ACCF 1972)	134 ft 105 pt	1978	1969	2	2	8/31/94
*Pratt Institute	NYSUT/AFT (AFT 1971, NYSUT)	120 ft 350 pt	1971	1972	4	2	8/31/92
Brooklyn					4		
Pratt Manhattan Center					4		

Institution	Bargaining Agent +	Unit Size	Cur. Agent Elected	Initial Contract + +	2/4 Yr. College	No. of Campuses#	Contract Expiration
NEW YORK (Cont.)							
Rockland Com. College	NYSUT/AFT NYSUT/AFT	164 350 pt	1969 1993	1967 1994	2	1	8/31/95 8/31/95
*St. John's University	AAUP/Ind.	615 ft 305 pt	1970	1970	2/4	2	6/30/97
Queens Staten Island					2/4 2/4		
Schenectady County Community College	NYEA/NEA (NEA 1970, ACCF 1972)	76	1978	1971	2	1	8/31/94
State Univ. of New York	UUP ⁵² / NYSUT/ AFT (NYSUT 1971, UUP/AFT 1976)	21,000	1978	1971	2/4	29	6/30/95
College of Technology Alfred Canton Cobleskill Delhi Farmingdale Morrisville Col. of Environmental Sci. and Forestry at Syracuse					2 2 2 2 2 2		
						4	

Institution	Bargaining Agent +	Unit Size	Cur. Agent Elected	Initial Contract + +	2/4 Yr. College	No. of Campuses#	Contract Expiration
State University of New York (Cont.)							
Empire State College					4		
Inst. of Technology at Utica/Rome					4		
Maritime Col. at Fort Schuyler					4		
State University Colleges							
Brockport					4		
Buffalo					4		
Cortland					4		
Fredonia					4		
Geneseo					4		
New Paltz					4		
Old Westbury					4		
Oneonta					4		
Oswego					4		
Plattsburgh					4		
Potsdam					4		
Purchase					4		
State University of New York							
Albany					4		
Binghamton					4		
Buffalo					4		
Stony Brook					4		
Medical Centers							
Brooklyn Health Sci. Center					4		
Col. of Optometry at New York City					4		
Syracuse Health Sci. Center					4		

Institution	Bargaining Agent +	Unit Size	Cur. Agent Elected	Initial Contract + +	2/4 Yr. College	No. of Campuses#	Contract Expiration
NEW YORK (Cont.)							
Suffolk County Community College	NYSUT/AFT	392 ft 1200 pt	1993	1976	2	2	8/31/97
Eastern Campus (Riverhead)					2		
Selden Campus					2		
Western Campus (Brentwood)					2		
Sullivan County Community College	NEA (ACCF 1974)	120	1978	1976	2	2	8/31/94
*Taylor Business Inst.	NYSUT/AFT	20	1969	1970	2	1	6/30/92
Tompkins-Cortland Community College	NYEA/NEA	91	1982	1983	2	1	8/31/95
*Trocaire College	Ind.	34 ft 46 pt	1974	1981	2	1	8/15/92
Ulster County Community College	Ind.	64	1989	1970	2	1	8/31/97
U.S. Merchant Marine Academy	AFGE (UFCT, 1968)	91	1978	1968	4	1	6/92
*Utica College of Syracuse University	AAUP	116 ft	1976	1977	4	1	6/30/96
Westchester Com. Col.	NYSUT/AFT	203	1969	1969	2	1	8/31/91

Institution	Bargaining Agent +	Unit Size	Cur. Agent Elected	Initial Contract + +	2/4 Yr. College	No. of Campuses#	Contract Expiration
OHIO							
Central Ohio Technical College	AFT	46	1990	1991	2	1	12/31/98
Central State University	AAUP	130	1985	1985	4	1	8/31/94
Cincinnati St. Tech. Comm. College	AAUP	157	1989	1990	2	1	9/5/96
Cleveland State University	AAUP	400	1993	1995	4	1	10/1/97
Cuyahoga Community College District	AAUP	372 ft	1977	1978	2	3	9/1/98
Eastern Campus						2	
Metropolitan Campus						2	
Western Campus						2	
*David N. Myers College ⁵³	AFT	18 ft	1975	1976	4	1	8/31/97
Edison State College	NEA	43	1985	1986	2	1	8/12/98
Hocking Technical College	OEA/NEA	165	1986	1994	2	1	6/30/97
Jefferson Technical College	OEA/NEA	43	1985	1986	2	1	12/31/97
Kent State University	AAUP ⁵⁴ (AAUP/NEA 1975)	850 ft	1975	1978	2/4	8	9/16/97

Institution	Bargaining Agent +	Unit Size	Cur. Agent Elected	Initial Contract + +	2/4 Yr. College	No. of Campuses#	Contract Expiration
Kent State University (Cont.)							
Temporary	AAUP	120 ft					
Ashtabula Regional Campus					2		
East Liverpool Regional Campus					2		
Geauga Regional Campus					2		
Main Campus					4		
Salem Regional Campus					2		
Stark County Regional Campus					2		
Trumbull Regional Campus					2		
Tuscarawas Regional Campus					2		
Lakeland Community College	NEA	122 ft	1978	1978	2	1	8/31/95
Northwest Technical College	NEA	46	1975	1973	2	1	8/31/94
Owens Community College	AFT	138	1989	1989	2	2	2/16/98
Shawnee University	NEA	118	1975	1976	4	1	3/31/97
Southern State Community College	NEA	40	1985	1986	2	3	8/31/95
Central Campus					2		
North Campus					2		
South Campus					2		
Terra Community College	AFT/OFT	49	1991	1986	2	1	8/15/97

Institution	Bargaining Agent +	Unit Size	Cur. Agent Elected	Initial Contract + +	2/4 Yr. College	No. of Campuses#	Contract Expiration
OHIO (Cont.)							
University of Cincinnati	AAUP	1,920	1975	1976	2/4	3	8/31/95
Clermont General & Tech. Col. Main Campus					2 4		
Raymond Walters Col.					2		
*University of Rio Grande	Ind.	95	1976	1985	2/4	1	Salaries Only 7/93 Tenure- 6/30/88
*Wilberforce University	AAUP	49 ft	1979	1979	4	1	5/31/95
Youngstown State University	NEA	417 ft	1972	1973	4	1	9/25/96
OREGON							
Blue Mountain Community College	NEA/OEA	80 ft	1975	1976	2	1	6/30/99 (financial 6/97)
Central Oregon Community College	Ind. ⁵⁵ (Ind. 1975, NEA 1979)	87 ft 16 pt	1985	1977	2	1	6/30/95
Chemeketa Community College	NEA/OEA	252	1974	1974	2	1	6/30/94
o Adjunct Faculty	NEA/OEA	320 pt	1984	1984	2	1	6/30/97

Institution	Bargaining Agent +	Unit Size	Cur. Agent Elected	Initial Contract + +	2/4 Yr. College	No. of Campuses#	Contract Expiration
OREGON (Cont.)							
Clackamas Community College	NEA/OEA	158 ft	1975	1973	2	3	6/30/99
o Adjunct Faculty	NEA/OEA	371 pt	1986	1986	2	3	6/30/99
Clatsop Community College	NEA	40 ft	1975	1975	2	1	6/30/95
Lane Community College	NEA/OEA	282 ft	1974	1974	2	1	6/30/96
Linn-Benton Community College	Ind.	179 ft	1974	1974	2	1	6/30/96
Mt. Hood Community College	NEA/OEA (Ind. 1976)	160 ft	1980	1976	2	1	6/30/96
o Part-time Faculty	NEA/OEA	400 pt	1982	1984	2	1	8/30/96
Portland Community College	OFT/AFT	390 ft	1974	1975	2	4 ⁵⁶	8/31/2000
Cascade Campus					2		
Open Campus					2		
Rock Creek Campus					2		
Sylvania Campus					2		
o Part-time Faculty	OFT/AFT	820 pt	1984	1986	2	4	9/14/97
Portland State University	AAUP	690	1978	1979	4	1	6/30/97
o Part-time Faculty	AFT	250 pt	1978	1979	4	1	6/30/97

Institution	Bargaining Agent +	Unit Size	Cur. Agent Elected	Initial Contract + +	2/4 Yr. College	No. of Campuses#	Contract Expiration
OREGON (Cont.)							
Rogue Community College	NEA/OEA	72 ft	1975	1975	2	1	6/30/97
Southern Oregon State College	Ind.	198 ft	1973	1975	4	1	6/30/95
Southwestern Oregon Community College	AFT	76 ft	1974	1974	2	1	6/30/96
Treasure Valley Community College	NEA/OEA	56	1980	1980	2	1	6/30/98
Western State College	AFT	180 f/pt	1977	1977	4	1	7/31/95
*Western State Chiropractic College	AFT/OFT	34 ft	1978	1979	4	1	6/30/94
PENNSYLVANIA							
Bucks County Community College	AFT	157	1971	1972	2	1	8/14/96
Butler County Community College	PSEA/NEA	137	1992	1992	2	1	6/30/98
Community College of Allegheny County	AFT	386	1971	1972	2	4	8/24/98
Allegheny Campus (Pittsburgh)					2		
Boyce Campus (Monroeville)					2		

Institution	Bargaining Agent +	Unit Size	Cur. Agent Elected	Initial Contract + +	2/4 Yr. College	No. of Campuses#	Contract Expiration
Community College of Allegheny (Cont.)							
North Campus (Pittsburgh)					2		
South Campus (West Mifflin)					2		
Community College of Beaver County	PSEA/NEA (AFT 1970)	60 ft	1973	1972	2	1	8/31/95
Community College of Philadelphia	AFT	400 ft	1970	1970	2	1 ⁵⁷	8/31/97
○ Adjunct Faculty	AFT	719 pt	1978	1983	2	1	8/31/97
Delaware County Com. College	PSEA/NEA	100 ft	1974	1975	2	1	8/31/93
*Delaware Valley College	AAUP	85	1994		4	1	
*Lackawanna Jr. College	NEA	26 ft	1979	1980	2	1	6/30/96
Lehigh Carbon Community College	NEA	73 ft	1970	1972	2	1	8/31/98
Lincoln University	AAUP	80 ft	1972	1973	4	1	8/31/97
Luzerne County Community College	NEA	109	1971	1971	2	1	8/31/96
Montgomery County Community College	AFT (AAUP 1979)	139 ft	1982	1980	2	1	8/31/98

Institution	Bargaining Agent +	Unit Size	Cur. Agent Elected	Initial Contract + +	2/4 Yr. College	No. of Campuses#	Contract Expiration
PENNSYLVANIA (Cont.)							
*Moore College of Art and Design	AFT	37 ft 30 pt	1971	1971	4	1	8/31/96
Northampton Community College	AFT	89 ft	1976	1977	2	2	6/30/95
*Peirce College	PSEA	22	1992		2	1	
Pennsylvania College of Technology ⁵⁸	NEA	218	1971	1972	2/4	2	8/96
∞ Main Campus - Williamsport North Campus - Wellsboro					2/4 2/4		
Pennsylvania State System of Higher Education	APSCUF/ AFT ⁵⁹ (NEA 1971, Ind. 1977, APSCUF/AFT AAUP, 1979)	5,451 f/pt	1971	1971	4	14	6/30/96
Bloomsburg Univ. of Penn.						4	
California Univ. of Penn.						4	
Cheyney Univ. of Penn.						4	
Clarion Univ. of Penn.						4	
East Stroudsburg Univ. of Penn.						4	
Edinboro Univ. of Penn.						4	
Indiana Univ. of Penn.						4	
Kutztown Univ. of Penn.						4	

Institution	Bargaining Agent +	Unit Size	Cur. Agent Elected	Initial Contract + +	2/4 Yr. College	No. of Campuses#	Contract Expiration
Pennsylvania System of Higher Education (Cont.)							
Lock Haven Univ. of Penn.					4		
Mansfield Univ. of Penn.					4		
Millersville Univ. of Penn.					4		
Shippensburg Univ. of Penn.					4		
Slippery Rock Univ. of Penn.					4		
West Chester Univ. of Penn.					4		
Reading Area Community College	AFT	65	1974	1975	2	1	6/30/96
*Robert Morris College	AFT	105 ft	1974	1975	4	2	5/7/96
Moon Township Campus Pittsburgh Campus							
Temple University	AFT (AAUP 1973-1990)	1,092	1990	1973	4	3	10/15/96
Ambler Campus					4		
Philadelphia Campus					4		
Tyler School of Art Campus					4		
Temple University Law School	Ind.	48 ft	1973	1973	4	1	6/30/98 Salaries Only
Thaddeus Stevens State School of Technology	PSEA/NEA	39	1972	1972	2	1	8/15/96

Institution	Bargaining Agent +	Unit Size	Cur. Agent Elected	Initial Contract + +	2/4 Yr. College	No. of Campuses#	Contract Expiration
<u>PENNSYLVANIA (Cont.)</u>							
University of Pittsburgh Medical School	Ind.	1,284 ft 50 pt	1976		4	1	
(See also "No Agent" Listing)							
*University of Scranton	AAUP (Ind. 1974)	249 ft	1994	1974	4	1	8/31/94
Westmoreland County Community College	NEA	105 ft	1972	1972	2	1	6/30/97
<u>RHODE ISLAND</u>							
*Bryant College	AFT	130 ft 80 pt	1967	1967	4	1	7/31/98
Community College of Rhode Island	NEA	319.5 f/pt	1972	1972	2	3	6/30/97
Lincoln Campus					2		
Providence Campus					2		
Warwick Campus					2		
Rhode Island College	AFT	375 ft	1972	1972	4	1	6/30/97
*Rhode Island School of Design	NEA	125 ft	1978	1979	4	1	6/30/96

Institution	Bargaining Agent +	Unit Size	Cur. Agent Elected	Initial Contract + +	2/4 Yr. College	No. of Campuses#	Contract Expiration
*Rhode Island School of Design (Cont.)							
o Adjunct Faculty	NEA	80 pt	1980	1979	4	1	6/30/96
*Roger Williams University							
Bristol Campus	NEA	125 ft	1972	1973	4	2	6/30/95
Providence Branch		30 pt			4		
					4		
University of Rhode Island							
	AAUP	695	1971	1972	4	4	6/30/95
C.C.E. Campus							
Kingston Campus					4		
Narragansett Bay Campus					4		
W. Alton Jones Campus					4		
<u>SOUTH DAKOTA</u>							
South Dakota Board of Regents System							
	NEA	1,122 ft	1977	1979	4	6	6/30/96
Black Hills St. Univ.							
Dakota St. Univ.					4		
Northern St. Univ.					4		
S.D. Sch. of Mines & Tech.					4		
S.D. State University					4		
Univ. of South Dakota					4		

Institution	Bargaining Agent +	Unit Size	Cur. Agent Elected	Initial Contract ++	2/4 Yr. College	No. of Campuses#	Contract Expiration
<u>VERMONT</u>							
Vermont State Colleges	AFT	280	1973	1975	2/4	4	8/31/94
Castleton St. Col.					4		
Johnson St. Col.					4		
Lyndon St. Col.					4		
Vermont Tech. Col.					2/4		
○ Adjunct Faculty ⁶⁰	AFT	113 pt	1991		2/4	4	
<u>WASHINGTON</u>							
Bates Technical College	AFT	131 ft 196 pt	1981		2		6/30/95
Bellevue Community College	NEA	132 ft 350 pt	1972	1972	2	1	8/31/97
Bellingham Technical College	NEA	37 ft 7 pt			2	1	8/31/95
Big Bend Community College	Ind. (Ind./NEA 1965, AFT 1975 WEA/NEA 1980)	48	1980	1972	2	1	6/15/94
Centralia College ⁶¹	AFT (NEA 1968)	84 ft 134 pt	1986	1986	2	1 ⁶²	6/30/98

Institution	Bargaining Agent +	Unit Size	Cur. Agent Elected	Initial Contract + +	2/4 Yr. College	No. of Campuses#	Contract Expiration
WASHINGTON (Cont.)							
Clark College	WEA/NEA (Ind. 1964)	156 ft 304 pt	1974	1964	2	1	7/31/97
Clover Park Tech. College	AFT	130 ft	1978		2	1	8/31/93
Columbia Basin Community College	WEA/NEA	98 ft 275 pt	1972	1973	2	2	6/30/97
Community Colleges of Spokane ⁶³	WEA	365 ft 788 pt	1970	1977	2	2	6/30/97
Spokane Comm. Col. Spokane Falls Comm. Col.					2	2	
Cornish College of the Arts	AFT	34 ft 92 pt	1981	1982	4	1	8/31/97
Eastern Washington University	AFT/NEA	404	1994	1995	4	1	
Edmonds Community College	AFT (Ind. 1969)	140 ft 400 pt	1975	1976	2	1 ⁶⁴	6/30/98
Everett Community College	AFT (Ind. 1969)	114 ft 170 pt	1975	1976	2	1	6/30/95
Green River Community College	AFT/NEA	113 ft 275 pt	1972	1973	2	1	2/28/95

Institution	Bargaining Agent +	Unit Size	Cur. Agent Elected	Initial Contract + +	2/4 Yr. College	No. of Campuses#	Contract Expiration
WASHINGTON (Cont.)							
Highline Community College	NEA	119 ft 250 pt	1965	1969	2	1	8/31/96
Lake Washington Technical College	AFT	60 ft 200 pt	1978		2	1	8/31/95
Lower Columbia College	Ind. (LCCFAHE) (NEA 1967)	82	1981	1972	2	1	6/30/97
Olympic College	NEA	96 ft 305 pt	1964		2	1	6/30/94
Peninsula College	NEA/WEA AFT	158	1995	1980	2	1	6/30/95
Pierce College ⁶⁵	AFT 1993 (Ind. 1989; SEIU 1981; NEA 1969)	105 ft 300 pt	1993	1969	2	2	3/17/96
Fort Steilacoom Campus Puyallup Campus							
Renton Technical College	AFT	74 ft 400 pt	1979		2	1	6/30/95
Seattle Community College District VI	AFT	350 ft 620 pt	1968	1968	2	3	8/31/96

Institution	Bargaining Agent +	Unit Size	Cur. Agent Elected	Initial Contract + +	2/4 Yr. College	No. of Campuses#	Contract Expiration
Seattle Community College District VI (Cont.)							
Central Campus		2					
North Campus		2					
South Campus		2					
Shoreline Community College	AFT (NEA 1970)	339 f/pt	1974	1975	2	1	6/30/97
Skagit Valley College	NEA	104 ft 275 pt	1965	1969	2	2	6/30/95
Mount Vernon Campus Whidbey Campus					2 2		
South Puget Sound Community College	AFT (NEA 1968)	80 ft 180 pt	1986	1989	2	1	6/30/96
Tacoma Community College	AFT	95 ft 189 pt	1972	1973	2	1	6/30/97
Gig Harbor Center Downtown Tacoma Center Education Center - WCCN							
Walla Walla Community College	AHE	105 ft 150 pt	1968	1970	2	3	6/30/98
Clarkston Center Main Campus					2 2		

Institution	Bargaining Agent +	Unit Size	Cur. Agent Elected	Initial Contract + +	2/4 Yr. College	No. of Campuses#	Contract Expiration
Walla Walla Community College (Cont.)							
WA St. Penitentiary Campus							
Wenatchee Valley College	NEA	67 ft 65 pt	1965	1975	2	2	6/30/95
North Campus Wenatchee Campus					2 2		
Whatcom Community College	AFT	125 f/pt	1975	1976	2	1	6/7/95
Yakima Valley Community College	AFT (NEA 1971, AFT 1973)	375 f/pt	1978	1973	2	1	6/30/97
WISCONSIN							
Blackhawk Technical College	AFT/WFT	93	1972	1974	2	1	6/30/95
Chippewa Valley Tech. College ⁶⁶	WEA/NEA	210	1985	1969	2	4	6/30/95
Chippewa Falls Campus					2		
Eau Claire Campus					2		
Menomonic Campus					2		
River Falls Campus					2		
Fox Valley Technical College	NEA	270	1968	1969	2	2	6/30/92

Institution	Bargaining Agent +	Unit Size	Cur. Agent Elected	Initial Contract ++	2/4 Yr. College	No. of Campuses#	Contract Expiration
Fox Valley Technical College (Cont.)							
Fox Valley Tech. Inst. - Appleton					2		
Fox Valley Tech. Inst. - Oshkosh					2		
Gateway Technical College	WEA/NEA (AFT 1972)	271	1982	1973	2	4	6/30/95
Gateway Aviation Cntr. - Kenosha					2		
Gateway Tech. - Elkhorn					2		
Gateway Tech. - Kenosha					2		
Gateway Tech. - Racine					2		
Lakeshore Technical College	NEA/LEA	108 ft	1968	1968	2	1	6/30/97
Madison Area Technical College District	AFT	387	1969	1969	2	7	6/30/95
Mad. Area Tech. Col. - Commercial Ave.							
Mad. Area Tech. Col. - Downtown					2		
Mad. Area Tech. Col. - Ft. Atkinson					2		
Mad. Area Tech. Col. - Portage					2		
Mad. Area Tech. Col. - Reedsburg					2		
Mad. Area Tech. Col. - Truax					2		
Mad. Area Tech. Col. - Watertown					2		

Institution	Bargaining Agent +	Unit Size	Cur. Agent Elected	Initial Contract + +	2/4 Yr. College	No. of Campuses#	Contract Expiration
WISCONSIN (Cont.)							
Mid-State Technical College	NEA	90	1970	1970	2	3	8/21/94
Marshfield					2		
Stevens Point					2		
Wisconsin Rapids					2		
Milwaukee Area Technical College	AFT	600 ft 2,149 pt	1963 1992	1967 1993	2 2	4 4	6/30/95 6/30/96
Milwaukee Campus					2		
North Campus					2		
South Campus					2		
West Campus					2		
Moraine Park Technical College	AFT	144	1969	1969	2	3	6/30/95
Beaver Dam Campus					2		
Fond du Lac Campus					2		
West Bend Campus					2		
Nicolet Area Technical College	NEA	75	1987	1989	2	2	6/30/97
North Central Technical College	NEA	138	1969	1969	2	2	6/30/91
Main Campus-Wausau					2		
Satellite-Antigo					2		

Institution	Bargaining Agent +	Unit Size	Cur. Agent Elected	Initial Contract + +	2/4 Yr. College	No. of Campuses#	Contract Expiration
WISCONSIN (Cont.)							
Northeast Wisconsin Technical College	NEA (AFT 1967)	215	1972	1972	2	3	8/15/94
Green Bay Campus					2		
Marinette Campus					2		
Sturgeon Bay Campus					2		
Southwest Wisconsin Technical College	AFT	90 ft 200 pt	1972	1978	2	1	6/30/97
Waukesha County Technical College	NEA	162 ft 47 pt = 50% workload 48 pt = 50% workload	1967	1967	2	3	7/31/95
Menomonee Falls Campus					2		
Pewaukee (Main Campus)					2		
Waukesha Campus		152 ft instructors			2		
Western Wisconsin Technical College	AFT (Ind. 1976)	210	1976	1977	2	6	6/30/96
Wisconsin Indianhead VTAE District	AFT	162	1972	1972	2	4	6/30/95
Ashland Campus					2		
New Richmond Campus					2		
Rice Lake Campus					2		
Superior Campus							

Institution	Bargaining Agent +	Unit Size	Cur. Agent Elected	Initial Contract + +	2/4 Yr. College	No. of Campuses#	Contract Expiration
<u>GUAM</u>							
University of Guam	GFT	130	1993	1976	4	1	1994

ENDNOTES

⁺As long as a certificate of recognition is in effect, the institution is designated as having a bargaining agent, even if no collective bargaining has ever taken place. No distinction is made between agents certified as a result of elections and those voluntarily recognized.

⁺⁺Three dashes (---) in this column indicate that according to available information, no contract has been signed.

[#]For purposes of this study, the National Center for Education Statistics' (NCES) definition of a branch campus, along with institutional self-reporting, was used. NCES defines branch campuses as those possessing the following characteristics: a permanent administration, offer programs at least two years in length, located in a community different from parent institutions so as not to be within commuting distance.

^{*}Private institution.

^{**}First contract between parties.

^YColleges and universities that have exercised a Yeshiva-like claim.

ft indicates full-time, pt part-time.

1. Sources for this publication include communication with institutions, faculty organizations, The Chronicle of Higher Education, and the Government Employee Relations Report. Data on bargaining unit size, date of first contract and number of campuses have been obtained through institution and agent self-reporting.

2. The University of Alaska, a statewide system of higher education, restructured itself from 15 separate accredited institutions (which included all the former community colleges) to four separate accredited institutions. The former community colleges, with the exception of Prince William Sound Community College, became extended colleges of one of the three new University centers.

3. PCCEA is a recognized employee group representing faculty in the meet and confer process only.

4. Independent agent. Certification covers professional and non-professional librarians. No collective bargaining activity reported; union in inactive status.

5. Claremont Colleges consist of: Claremont McKenna College, Claremont Univ. Grad. School, Harvey Mudd College, Pitzer College, Pomona College and Scripps College.

6. Formerly Marin Community College.

7. Includes two educational centers.

8. See "No-Agent" listing.

9. Includes five off-campus locations.
10. Includes seven campus centers: Alemany, Chinatown C.C. Center, C.C. Skills Center, Downtown Center, John Adams Community Center, John O'Connell C.C. Center and Mission C.C. Center.
11. Santa Clarita Community College District encompasses the College of the Canyons which was cited in previous Directories.
12. Includes eight outreach centers.
13. Includes three satellite centers.
14. The only organized faculty bargaining unit in the University of California System is at Santa Cruz.
15. The Connecticut Community College System and the Connecticut State Technical Colleges were placed under the jurisdiction of a joint Board of Trustees in 1989. However, the faculty at these institutions continue to bargain in two separate units: the community college faculty remain in their original bargaining unit (CCCC) and the technical faculty continue in theirs (AFT).
16. The CCCC (Congress of Connecticut Community Colleges) unit is affiliated with SEIU, AFL-CIO.
17. Formerly Post College.
18. Members of three Florida unions representing Florida State University System (UFF), several community colleges (UCCFF), and faculty at two private colleges merged their organizations into the United Faculty of Florida, Local 1847 of AFT (1979). In 1982, AFT dechartered UFF; UFF then affiliated with NEA.
19. Rejected decertification attempt (1978).
20. Rejected decertification/opt out election (Sept. 1981).
21. Chicago State, Eastern Illinois, Governors State, Northeastern Illinois, and Western Illinois University bargain collectively as one unit.
22. Formerly Thornton Community College.
23. East St. Louis Community College and State Community College merged into State Community College of East St. Louis.
24. Formerly Sangamon State University.
25. As reported in the 1995 Directory, NEA had won a bargaining unit election for part-time faculty. However, it was subsequently determined in court to be an inappropriate unit as defined by Illinois legislation.

26. The recognized bargaining agent, AAUP/NEA, defeated a decertification attempt by the AFT (1979).
27. Rejected decertification attempt (1978).
28. The Board of Regents of Higher Education is comprised of the Massachusetts Community College System and Massachusetts State Colleges; they bargain as two separate units.
29. The recognized bargaining agent, MTA/NEA, defeated a decertification attempt by the AFT (1983).
30. Rejected decertification attempt (1978).
31. University of Massachusetts-Amherst campus rejected decertification attempt (1980).
32. Legislation enacted in September 1991; former name was University of Lowell.
33. Legislation enacted in September 1991; former name was Southeastern Massachusetts University.
34. Mercy College affiliated with the University of Detroit. A bargaining agent election was held in 1990 for the newly formed unit of 206 faculty. In that election, NEA defeated AAUP and retained bargaining rights.
35. Independent bargaining agent (IFO) voluntarily disaffiliated from NEA in 1990 and now bargains as independent local.
36. The University of Minnesota has five campuses: Twin Cities, Morris, Duluth, (four-year institutions); Crookston, Waseca (two-year institutions). Duluth and Waseca are the only unionized campuses and bargain together as one unit.
37. Kearney State College, formerly part of the Nebraska State College System, is now part of the University of Nebraska. For collective bargaining purposes, the faculty unit at Kearney remained intact.
38. Rejected decertification attempt (January 1979).
39. Formerly independent, affiliation vote held in 1991. Faculty select AAUP by a vote of 60-2. AAUP Chapter non-board certified.
40. Includes one campus center.
41. Includes the Kerney Campus Center.
42. Formerly Somerset County College.
43. Existing contract in place prior to election of agent.

44. Union College and Union County Technical Institute merged into Union County College. AAUP, the bargaining agent at Union College, defeated NEA, the bargaining agent at Union County Technical Institute, and won agent status at the newly formed institution. (AAUP-109, NEA-67).
45. Formerly Rutgers Medical School.
46. Includes five extension centers.
47. Associated Community College Faculties ceases to exist as independent union (8/31/78). Individual locals vote to affiliate with either NYSUT/AFT or NYEA/NEA.
48. AAUP affiliated with PSC/AFT (February 1981).
49. Initial faculty agent elected in 1967. Separate staff and adjunct bargaining agents elected in 1971. Three units subsequently combined into one in 1972.
50. Includes the Capital District Educational Campus Center.
51. Adjunct faculty, which previously had been designated as a separate bargaining unit, included with full-time faculty unit (1985).
52. United University Professions defeated challenge to agent status by NYEA (December 1978). The unit includes faculty and non-teaching professionals.
53. Formerly Dyke College.
54. Faculty at Kent State University voted to sever ties with NEA, while retaining affiliation with AAUP (1979).
55. Unit voted to disaffiliate with NEA (1985).
56. Includes Ross Island, Southeast and Stadium Campus Centers.
57. Includes thirty-seven sites.
58. Formerly Williamsport Area Community College.
59. APSCUF is the bargaining agent, regardless their affiliation.
60. In 1987, part-time faculty elected AFT as bargaining agent. Ensuing litigation resulted in new election being ordered. New election held in 1991. AFT certified by VERB.
61. Centralia College and South Puget Sound Community College, which had bargained separately were merged into District XII. In 1988, new legislation was passed separating the district.
62. Includes Garrett Heyns Educational Center.
63. Formerly Washington State Community College District XVII.

64. Edmonds C.C. provides educational services for the State Department of Corrections. The unit does not differentiate among teaching assignments.

65. Formerly Fort Steilacoom Community College.

66. Formerly comprised of two entities -- District I Technical Institute, and Area Vocational Technical & Adult Education District I.

**ADJUNCT FACULTY CONTRACTS AND BARGAINING
AGENTS IN PUBLIC AND PRIVATE INSTITUTIONS
IN THE UNITED STATES**

**ADJUNCT FACULTY CONTRACTS AND BARGAINING AGENTS
IN PUBLIC AND PRIVATE INSTITUTIONS IN THE UNITED STATES**

Institution	Bargaining Agent +	Unit Size	Cur. Agent Elected	Initial Contract + +	2/4 Yr. College	No. of Campuses#	Contract Expiration
CALIFORNIA							
Butte College	CWA	525	1990	1991			12/31/93
Coast Community College District	CTA/NEA	1,232	1979	1980	2	3	9/1/96
Coastline Comm. Col.					2		
Golden West Comm. Col.					2		
Orange Coast Comm. Col.					2		
<hr/>							
Rancho Santiago Community College District ¹							
o Continuing Educ. Faculty	CTA/NEA	488	1977		2	2	6/30/95
Santa Rosa Junior College	AFT	80	1989	1991	2	1	6/30/95
State Center Community College District	AFT	575	1992		2	2	
Fresno City College					2		
Kings River Community College					2		
*University of San Francisco	AFT	350	1981	1985	4	1	12/30/95

Institution	Bargaining Agent +	Unit Size	Cur. Agent Elected	Initial Contract ++	2/4 Yr. College	No. of Campuses#	Contract Expiration
<u>CALIFORNIA (Cont.)</u>							
Yuba Comm. College	AFT (Ind. CTA/NEA 1976)	404	1994	1995	2	3	6/30/97
<u>CONNECTICUT</u>							
Conn. Comm.-Tech. Colleges	AFT	265	1992		2		
Capital Community-Technical College							
Gateway Community-Technical College							
Naugatuck Valley Comm.-Technical Col.							
Norwalk Community-Technical College							
Three Rivers Community-Technical College							
<u>DISTRICT OF COLUMBIA</u>							
*American University	ELIFA (Ind.)	32	1982	1982	4	1	4/30/96
<u>ILLINOIS</u>							
Highland Community College	AFT	3			2	1	8/30/96
Oakton Community College	IEA/NEA	118	1985	1987	2	1	8/10/96

Institution	Bargaining Agent +	Unit Size	Cur. Agent Elected	Initial Contract ++	2/4 Yr. College	No. of Campuses#	Contract Expiration
<u>MAINE</u>							
University of Maine System	PATFA/AFT	250	1986	1988	4	7	8/31/95
Univ. of Maine			4				
Univ. of Maine-Augusta			4				
Univ. of Maine-Farmington			4				
Univ. of Maine-Fort Kent			4				
Univ. of Maine-Machias			4				
Univ. of Southern Maine			4				

MASSACHUSETTS

*Berklee College of Music	AFT	136	1985	1986	4	1	8/31/96
Massachusetts Community College System ¹	NEA/ MTA/ MCCC	1,800	1987	1991	2	15	8/20/93
o Div. of Continuing Ed.							
Berkshire Comm. Col.					2		
Bristol Comm. Col.					2		
Bunker Hill Comm. Col.					2		
Cape Cod Comm. Col.					2		
Greenfield Comm. Col.					2		
Holyoke Comm. Col.					2		
Massachusetts Bay Comm. Col.					2		
Massasoit Comm. Col.					2		
Middlesex Comm. Col.					2		
Mt. Wachusett Comm. Col.					2		

Institution	Bargaining Agent +	Unit Size	Cur. Agent Elected	Initial Contract + +	2/4 Yr. College	No. of Campuses#	Contract Expiration
Massachusetts Community College System (Cont.)							
North Shore Comm. Col.					2		
Northern Essex Comm. Col.					2		
Quinsigmond Comm. Col.					2		
Roxbury Comm. Col.					2		
Springfield Tech. Comm. Col.					2		
Massachusetts State Colleges ¹	NEA/MTA	1,050	1987	1989	4	9	8/31/92
o Div. of Continuing Ed.							
Bridgewater St. Col.					4		
Fitchburg St. Col.					4		
Framingham St. Col.					4		
Mass. Col. of Art					4		
Mass. Maritime of Academy					4		
North Adams St. Col.					4		
Salem St. Col.					4		
Westfield St. Col.					4		
Worcester St. Col.					4		
University of Massachusetts-Dartmouth	AFT	77	1985	1986	4	1	6/30/93
o Part-time and Visiting Lecturers							

Institution	Bargaining Agent +	Unit Size	Cur. Agent Elected	Initial Contract + +	2/4 Yr. College	No. of Campuses#	Contract Expiration
<u>MONTANA</u>							
Flathead Valley Community College	AFT	94	1990	1991	2	2	6/30/95
Lincoln Co. Campus Main Campus		14 80			2 2		

NEW JERSEY

New Jersey State College System	AFT	95	1987	---	4	9	6/30/95
Jersey City St. Col.					4		
Kean Col. of New Jersey					4		
Montclair University					4		
Ramapo Col. of New Jersey					4		
Rowan Col. of New Jersey					4		
Stockton St. Col.					4		
Thomas A. Edison St. Col.					4		
Trenton St. Col.					4		
Wm. Paterson Col. of New Jersey					4		
Rutgers (State University of New Jersey)	AAUP	450	1988	1991	4	3	1994
Camden Campus					4		
New Brunswick Campus					4		
Newark Campus					4		

Institution	Bargaining Agent +	Unit Size	Cur. Agent Elected	Initial Contract + +	2/4 Yr. College	No. of Campuses#	Contract Expiration
<u>NEW YORK</u>							
Cornell University, ILR	NYSUT/AFT	200	1981	1981	4	3	8/31/92
Long Island Campus					4		
New York City Campus					4		
Westchester/Rockland Campus					4		
Dutchess Community College	NEA (NYSUT/AFT 1985)	270	1987	1987	2	1	8/31/96
Fashion Institute of Technology	NYSUT/AFT	700	1971				2/28/95
*Long Island University	CWA						
C.W Post Center	CWA NYEA/NEA 1985)	600	1987	1979	4	1	10/31/96
Brooklyn Center	NYSUT/AFT (AFT 1970)	650	1976	1972	4	1	8/31/94
Nassau Community College	NYSUT/AFT (AFA)	1,719	1974	1974	2	1	9/30/95
Rockland Community College	NYSUT/AFT	350	1993	1994	2	1	8/31/95

Institution	Bargaining Agent +	Unit Size	Cur. Agent Elected	Initial Contract + +	2/4 Yr. College	No. of Campuses#	Contract Expiration
<u>OREGON</u>							
Chemeketa Community College	NEA/OEA	320	1984	1984	2	1	6/30/97
Clackamas Community College	NEA/OEA	371	1986	1986	2	3	6/30/99
Mount Hood Community College	NEA/OEA	400	1982	1984	2	1	8/30/96
Portland Community College	OFT/AFT	820	1984	1986	2	4	9/14/97
Open Campus					2		
Cascade Campus					2		
Rock Creek Campus					2		
Sylvania Campus					2		
Portland State University	AFT	250	1978	1979	4	1	6/30/97
<u>PENNSYLVANIA</u>							
Community College of Philadelphia	AFT	719	1978	1983	2	1	8/31/97
<u>RHODE ISLAND</u>							
*Rhode Island School of Design	NEA	80	1980	1979	4	1	6/30/96

Institution	Bargaining Agent +	Unit Size	Cur. Agent Elected	Initial Contract++	2/4 Yr. College	No. of Campuses#	Contract Expiration
<u>VERMONT</u>							
Vermont State Colleges	AFT	113	1991	---	2/4	4	
Castleton St Col.					4		
Johnson St. Col.					4		
Lyndon St. Col.					4		
Vermont Tech. Col.					2		
<u>WISCONSIN</u>							
Milwaukee Area Technical College	AFT	2,149	1992	1993	2	4	-6/30/96

FOOTNOTES

1. Continuing Education Faculty
2. Total number of adjunct faculty represented for purposes of collective bargaining is 17,829.

**GRADUATE AND TEACHING ASSISTANT CONTRACTS AND
BARGAINING AGENTS IN PUBLIC AND PRIVATE
INSTITUTIONS IN THE UNITED STATES**

**GRADUATE EMPLOYEE BARGAINING AGENTS IN THE UNITED STATES
1996**

Institution	Bargaining Agent +	Unit Size	Cur. Agent Elected	Initial Contract + +	2/4 Yr. College	No. of Campuses#	Contract Expiration
<u>CALIFORNIA</u>							
University of California/Berkeley	AGSE/ UAW	700	1993		4	1	
<u>FLORIDA</u>							
University of Florida	UFF/NEA	2,813	1982	1982	4	1	6/30/96
University of S. Florida	UFF/NEA	1,200	1982	1982	4	1	6/30/95
<u>KANSAS</u>							
University of Kansas	AFT	1,035	1995		4		
<u>MASSACHUSETTS</u>							
University of Massachusetts-Amherst	GEO/UAW	2,000	1990	1991	4	1	1996
University of Massachusetts-Lowell	GEO/UAW	320	1994		4	1	

Institution	Bargaining Agent +	Unit Size	Cur. Agent Elected	Initial Contract + +	2/4 Yr. College	No. of Campuses#	Contract Expiration
<u>MICHIGAN</u>							
University of Michigan	GEO/ AFT	1,603	1976	1976	4	3	2/1/96
Ann Arbor						4	
Dearborn						4	
Flint						4	
<u>NEW JERSEY</u>							
Rutgers, State University of New Jersey	AAUP	1,740	1970	1971	4	3	6/30/95
Camden Campus					4		
New Brunswick Campus					4		
Newark Campus					4		
<u>NEW YORK</u>							
State University of New York	GSEU/CWA	3,900	1992		2/4	29	
<u>OREGON</u>							
University of Oregon	GTFF/AFT	1,176	1977	1978	4	1	9/30/97

Institution	Bargaining Agent +	Unit Size	Cur. Agent Elected	Initial Contract ++	2/4 Yr. College	No. of Campuses#	Contract Expiration
<u>WISCONSIN</u>							
University of Wisconsin-Madison	TAA/AFT	2,300	1987	1988	4	1	6/30/97
University of Wisconsin-Milwaukee	MGAA/AFT	674	1991	1992	4	1	6/30/95

Total number of graduate student employees represented for purposes of collective bargaining is 19,461.

**FACULTY COLLECTIVE BARGAINING
AT CANADIAN UNIVERSITIES**

FACULTY COLLECTIVE BARGAINING AT CANADIAN UNIVERSITIES¹

Institution	Affiliation	Unit Size	Cur. Agent Elected	Initial Contract	Contract Expiration
<u>ALBERTA</u>²					
Augustana University	CAUT	56			Annual
University of Alberta	CAUT	1,969	1982		Annual
University of Athabasca	CAUT	129	1982		Annual
University of Calgary	CAUT	1,249	1982		Annual
University of Lethbridge	CAUT	255	1982		Annual
<u>MANITOBA</u>					
Brandon University	CAUT	200	1978	1978	3/31/95
Saint-Boniface	ACPPU/MGEA	64	1983	1977	3/31/94
University of Manitoba	CAUT	1,163	1974	1975	3/31/98
University of Winnipeg	CAUT	265	1981	1982	3/31/97
<u>NEW BRUNSWICK</u>					
Université de Moncton	ACPPU	332	1976	1977	6/30/95

Institution	Affiliation	Unit Size	Cur. Agent Elected	Initial Contract	Contract Expiration
<u>NEW BRUNSWICK</u> (Cont.)					
Mount Allison University	CAUT	100	1982	1984	6/30/98
St. Thomas University	CAUT	77	1976	1977	6/30/97
Saint-Louis Maillet	ACPPU	48	1972	1972	8/31/95
Shippagan	ACPPU	29	1978	1978	6/30/95
University of New Brunswick	CAUT	606	1979	1980	6/30/98
<u>NEW FOUNDLAND</u>					
Memorial University	CAUT	879	1988	1988	8/31/99
<u>NOVA SCOTIA</u> ³					
Acadia University	CAUT	219	1976	1977	11/1/97
Dalhousie University	CAUT	749	1978	1978	11/1/97
Mount St. Vincent University	CAUT	160	1989	1989	11/1/97
Nova Scotia College of Art and Design	CAUT	60	1985	1985	11/1/97

Institution	Affiliation	Unit Size	Cur. Agent Elected	Initial Contract	Contract Expiration
NOVA SCOTIA (Cont.)					
St. Francis Xavier University	CAUT	139		---	11/1/97
Saint Mary's University	CAUT	214	1974	1974	11/1/97
Technical University of Nova Scotia	CAUT	88	1980	1980	11/1/97
Université Sainte-Anne	ACPPU	40	1982	1980	11/1/97
University College of Cape Breton	CAUT	97	1975	1976	11/1/97
ONTARIO⁴					
Algoma University College	CAUT	38	1976	1980	6/30/92*
Algonquin Community College	OPSEU	660	1971	1971	8/31/94
Brock University	CAUT	272			6/30/97*
Cambrian Community College	OPSEU	290	1971	1971	8/31/94

Institution	Affiliation	Unit Size	Cur. Agent Elected	Initial Contract	Contract Expiration
ONTARIO (Cont.)					
Canadore Community College	OPSEU	211	1971	1971	8/31/94
Carleton University	CAUT	737	1975	1975	4/30/94*
Centennial Community College	OPSEU	510	1971	1971	8/31/94
Conestoga Community College	OPSEU	300	1971	1971	8/31/94
Confederation Community College	OPSEU	250	1971	1971	8/31/94
Durham Community College	OPSEU	245	1971	1971	8/31/94
Fanshawe Community College	OPSEU	600	1971	1971	8/31/94
George Brown Community College	OPSEU	720	1971	1971	8/31/94
Georgian Community College	OPSEU	380	1971	1971	8/31/94
Hearst University	ACPPU	16	1982	1983	6/30/95*
Humber Community College	OPSEU	730	1971	1971	8/31/94
King's College	CAUT	57	1973	1973	Annual*

Institution	Affiliation	Unit Size	Cur. Agent Elected	Initial Contract	Contract Expiration
ONTARIO (Cont.)					
La Cité Collégiale	OPSEU	180	1989		8/31/94
Lakehead University	CAUT	312	1979	1981	6/30/96*
Lambton Community College	OPSEU	170	1971	1971	8/31/94
Laurentian University	CAUT	332	1979	1980	6/30/95*
Loyalist Community College	OPSEU	205	1971	1971	8/31/94
Mohawk Community College	OPSEU	575	1971	1971	8/31/94
Niagara Community College	OPSEU	290	1971	1971	8/31/94
Nipissing Univ. College	CAUT	49	1994	1994	4/30/96*
Northern Community College	OPSEU	145	1971	1971	8/31/94
Ontario Institute for Studies in Education	CAUT	135	1977	1977	6/30/95*
Ryerson Polytechnical Institute	CAUT	570	1964	1966	6/30/91*
St. Clair Community College	OPSEU	330	1971	1971	8/31/94

Institution	Affiliation	Unit Size	Cur. Agent Elected	Initial Contract	Contract Expiration
ONTARIO (Cont.)					
St. Lawrence Community College	OPSEU	325	1971	1971	8/31/94
Sault Community College	OPSEU	210	1971	1971	8/31/94
Seneca Community College	OPSEU	735	1971	1971	8/31/94
Sheridan Community College	OPSEU	560	1971	1971	8/31/94
Sir Sandford Fleming Community College	OPSEU	355	1971	1971	8/31/94
Trent University	CAUT	212	1980	1981	6/30/96*
University of Ottawa	CAUT	974	1975	1976	4/30/93*
University of Windsor	CAUT	652	1977	1976	6/30/96*
Wilfrid Laurier University	CAUT	288	1988	1988	3/31/96*
York University	CAUT	1,062	1977	1976	4/30/92*
QUÉBEC					
Bishop's University	FQPPU/CAUT	96	1976	1976	12/31/92
Concordia University	FQPPU/CAUT	795	1981	1981	11/30/95

Institution	Affiliation	Unit Size	Cur. Agent Elected	Initial Contract	Contract Expiration
QUEBÉC (Cont.)					
Institut Armand Frappier	FQPPU	38	1979	1980	6/11/95
Institut National de la Recherche Scientifique	FQPPU	85	1973	1973	11/30/97
Université Laval	FQPPU/ACPPU	1,063	1975	1977	11/30/96
Université de Montréal	FQPPU	1,280	1975	1975	N/A
Université du Québec à Chicoutimi	FQPPU	229	1979	1979	2/28/95
Université du Québec à Hull	FQPPU	151	1980	1980	2/28/95
Université du Québec à Montréal	FQPPU/CSN	994	1971	1971	2/28/95
Université du Québec en Abitibi-Témiscamingue	FQPPU	69	1982	1982	2/28/95
Université du Québec à Rimouski	FQPPU	166	1973	1973	2/28/95
Université du Québec à Trois-Rivières	FQPPU	345	1971	1971	6/30/95
Université de Sherbrooke	FQPPU	401	1974	1976	5/31/95

Institution	Affiliation	Unit Size	Cur. Agent Elected	Initial Contract	Contract Expiration
QUEBÉC (Cont.)					
Ecole de technologie supérieur	FQPPU	71	1984		5/3/95
Téle-Université	FQPPU	35	1981		9/9/95
McGill University	FQPPU	756	N/A	N/A	N/A
Faculté de médecine de l'Université de Sherbrooke	FQPPU	221	1973	1978	5/31/95
Faculté des Sciences appliquées de l'Université de Sherbrooke	FQPPU	60	1970		11/30/93
SASKATCHEWAN					
St. Thomas More College	CAUT	40	1977	1977	6/30/90
University of Regina	CAUT	767	1977	1977	6/30/93
University of Saskatchewan	CAUT	925	1977	1977	6/30/93

SPECIAL PLAN BARGAINING: CANADIAN UNIVERSITIES

Institution	Affiliation	Bargaining Unit Size	Provisions
<u>BRITISH COLUMBIA</u>			
British Columbia	CAUT	1,578	Annual monetary negotiations culminating in interest arbitration (conventional) pursuant to a "Framework Agreement" for bargaining; provides as well for the negotiation of subsidiary agreements on "Conditions of Appointment."
Simon Fraser	CAUT	606	Some terms and conditions negotiable, others may not be unilaterally altered. Annual monetary negotiations culminating in interest arbitration (conventional).
<u>ONTARIO</u>			
Toronto	CAUT	1,745	Special Plan addresses many terms and conditions of employment; annual salary and benefit negotiations culminating in arbitration.
Guelph	CAUT	527	Comprehensive agreement on terms and conditions of employment; annual salary and benefit negotiations culminating in mediation.
<u>PRINCE EDWARD ISLAND</u>			
Prince Edward Island	CAUT	175	Annual monetary negotiations culminating in interest arbitration (Final Offer Selection) pursuant to framework document; other terms and conditions not part of Special Plan Bargaining arrangement.

ENDNOTES

1. The statistical information for the Canadian section of the Directory has been provided by the Canadian Association of University Teachers (CAUT), Ottawa, by the Fédération Québécoise des Professeures et Professeurs d'Université (FQPPU), Montréal, and by the Ontario Public Service Employees Union.

2. According to information supplied by CAUT, all collective agreements in Nova Scotia are extended for a period of two years by the Act Respecting Compensation Restraint in the Public Sector.

3. Statutory recognition in 1982.

4. Faculty association and Board of Governors engage in bargaining outside the scope of labor relations legislation.

Starred institutions in Ontario are possibly subject to terms of local agreement under the Social Contract Act of Ontario (end march 31, 1996).

5. According to CAUT, all CAUT and ACPPU collective agreements in Ontario are possibly subject to terms of local agreement under the Social Contract Act of ontario (end March 31, 1996).

CANADIAN ORGANIZATIONS LISTED IN THIS DIRECTORY

Canadian Association of University Teachers/Association Canadienne des Professeures et Professeurs d'Université.

Fédération Québécoise des Professeures et Professeurs d'université.

Centrale de l'Enseignement du Québec.

Confédération des Syndicats Nationaux.

Ontario Public Service Employees Union.

SUMMARY OF ELECTIONS, UNITED STATES
JANUARY 1 - DECEMBER 31, 1995

SUMMARY OF ELECTIONS-1995

A. AGENTS ELECTED

Institution	State	Unit Size	Vote	Agent Elected	2/4 Year College
Albuquerque Technical Vocational Institute	NM	290	AFT 180 N-Agt. 12	AFT	2
*Bank Street College	NY	150	AFT 78 N-Agt. 24	AFT	4
Kent State University (Temporary Full-time faculty)	OH	120	AAUP 50 N-Agt. 36	AAUP	4
Parkland Comm. College (Part-time faculty)	IL	125 pt	AFT 67 N-Agt. 24	AFT	2

B. CHANGE IN AGENT STATUS

Institution	State	Unit Size	Vote	New Agent	Former Agent	2/4 Year College
Kalamazoo Valley Comm. College	MI	105	AAUP 64	AAUP	NEA	2
Peninsula College	WA	158	AFT 75 N-Agt. 15	AFT	NEA	2

C. CHALLENGE TO AGENT STATUS


No unsuccessful challenges reported in 1995.

D. AGENTS DECERTIFIED

No reported faculty agent decertifications during 1995.

E. NO-AGENT VOTES

No reported no agent votes in 1995.





STATISTICAL ANALYSIS

"HOW WE COUNT"

We continue to receive queries as to the methods we employ to "count". Set forth below are several explanations as to our counting process which we hope will be of value to the reader.

INSTITUTIONS: Institutions are identified as colleges and universities that may be either autonomous entities having a single campus (University of Montana), or multi-campus systems (California State University) which bargain collectively as one. Each institution is represented by a single agent and is counted as one agent and/or one contract. The current volume of the Directory shows 504 agents in institutions involved in faculty collective bargaining. However, this figure embraces 1115 campuses. For example SUNY for the purposes of the Directory is tabulated as one institution and one agent, although there are 29 campuses.

CAMPUSES: To present another demographic perspective, we also have included a campus "count." As defined by the National Center for Education Statistics, a campus is distinct from an institution if it has a permanent administration, offers programs at least two years in length, and is located in a community different from its parent institution. Using SUNY once again, the 29 campuses include the State University Colleges at Buffalo, New Paltz, Potsdam, etc. All are covered by a single agreement. Our own college, Baruch, is one of the 18 campuses of CUNY; while Baruch is included in the campus count, it is subsumed under CUNY in the institution count.

TWO YEAR/FOUR YEAR: Those institutions that contain two-year and four-year colleges within the same system, such as CUNY, are recorded as four-year institutions. However, the two-year colleges are tabulated as such under the campus count. For example, Queensborough Community College is shown as a unionized two-year campus, but its collective bargaining agreement status is tabulated as one of the 18 campuses under one four-year institution, CUNY.

"WHO WE COUNT"

This Directory includes full-time and part-time faculty, administrators, chairpersons, and other professional staff who are included in faculty bargaining units. Professional staff are defined as librarians, counselors, computer specialists, registrars and employees in related occupations. It should be noted that at some institutions librarians and counselors have faculty status, while at others they are considered administrators. Excluded from the Directory are academic support staff (non-professional) and health care support staff. For this edition we also have deleted all professional units which do not include any faculty. We acknowledge the existence of some overlap between groups and will make efforts to refine them in future volumes.

We have included a separate listing of graduate student unions, but we have not included those numbers in our statistics.

TABLE ONE
RECOGNIZED FACULTY BARGAINING AGENTS--PUBLIC AND PRIVATE
1996

UNION	PUBLIC 4-YEAR	PUBLIC 2-YEAR	TOTAL PUBLIC	PRIVATE 4-YEAR	PRIVATE 2-YEAR	TOTAL PRIVATE	TOTAL 4-YEAR	TOTAL 2-YEAR	GRAND TOTALS
AAUP	26	8	34	22	1	23	48	9	57
AFT	26	113	139	20	3	23	46	116	162
NEA	25	185	210	10	4	14	35	189	224
IND	5	29	34	7	1	8	12	30	42
AAUP/AFT	2	1	3	0	0	0	2	1	3
AFT/NEA	1	2	3	0	0	0	1	2	3
AAUP/NEA	1	0	1	0	0	0	1	0	1
AFGE	2	0	2	0	0	0	2	0	2
AFSCME	1	1	2	0	0	0	1	1	2
CWA	0	2	2	1	0	1	1	2	3
SEIU	1	2	3	0	0	0	1	2	3
UAW	0	1	1	0	0	0	0	1	1
OTHERS	0	0	0	1	0	1	1	0	1
TOTALS	90	344	434	61	9	70	151	353	504

TABLE TWO
FACULTY BARGAINING AGENTS IN TWO AND FOUR-YEAR INSTITUTIONS
1996

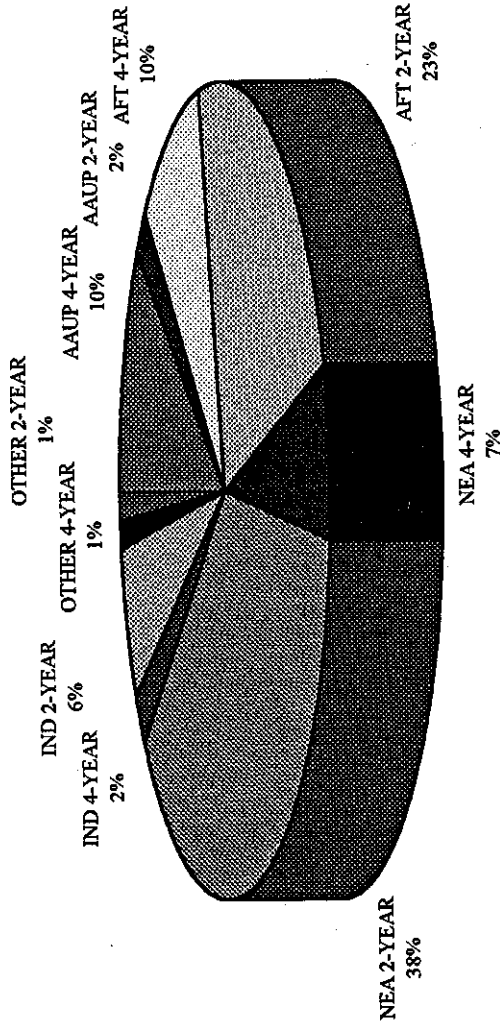


TABLE THREE
FACULTY COLLECTIVE BARGAINING AGREEMENTS
1996

A. PUBLIC INSTITUTIONS

	AAUP	AFT	NEA	IND	AAUP/ AFT	AFT/ NEA	AAUP/ NEA	AFGE	AFSCME	CWA	SEIU	UAW	OTHERS	TOTAL
4/2 YEAR	24	24	23	3	2	0	1	2	1	0	1	0	0	81
2-YEAR	8	107	184	29	1	1	0	0	1	2	2	1	0	336
TOTAL	32	131	207	32	3	1	1	2	2	2	3	1	0	417

B. PRIVATE INSTITUTIONS

	AAUP	AFT	NEA	IND	AAUP/ AFT	AFT/ NEA	AAUP/ NEA	AFGE	AFSCME	CWA	SEIU	UAW	OTHERS	TOTAL
4-YEAR	20	19	10	6	0	0	0	0	0	1	0	0	0	56
2-YEAR	1	3	3	1	0	0	0	0	0	0	0	0	0	8
TOTAL	21	22	13	7	0	0	0	0	0	1	0	0	0	64

C. SUMMARY OF FACULTY COLLECTIVE BARGAINING AGREEMENTS

	AAUP	AFT	NEA	IND	AAUP/ AFT	AFT/ NEA	AAUP/ NEA	AFGE	AFSCME	CWA	SEIU	UAW	OTHERS	TOTAL
4-YEAR	44	43	33	9	2	0	1	2	1	1	1	0	0	137
2-YEAR	9	110	187	30	1	1	0	0	1	2	2	1	0	344
TOTAL	53	153	220	39	3	1	1	2	2	3	3	1	0	481

TABLE FOUR
ANALYSIS OF COLLECTIVE BARGAINING AGENTS AND COLLECTIVE BARGAINING AGREEMENTS
1996

A. RECOGNIZED AGENTS

4/2 YEAR	AAUP	AFT	NEA	IND	AAUP/		AFT/	AFGE		AFSCME	CWA	SEIU	UAW	OTHERS	TOTAL
					AFT	NEA		AFGE	NEA						
4-YEAR	48	46	35	12	2	1	1	2	1	1	1	1	0	1	151
2-YEAR	9	116	189	30	1	2	0	0	1	2	2	2	1	0	353
TOTAL	57	162	224	42	3	3	1	2	2	2	3	3	1	1	504

B. COLLECTIVE BARGAINING AGREEMENTS

4/2 YEAR	AAUP	AFT	NEA	IND	AAUP/		AFT/	AFGE		AFSCME	CWA	SEIU	UAW	OTHERS	TOTAL
					AFT	NEA		AFGE	NEA						
4-YEAR	44	43	33	9	2	0	1	2	1	1	1	1	0	0	137
2-YEAR	9	110	187	30	1	1	0	0	1	2	2	2	1	0	344
TOTAL	53	153	220	39	3	1	1	2	2	2	3	3	1	0	481

C. BARGAINING UNITS WITHOUT AGREEMENTS

4/2 YEAR	AAUP	AFT	NEA	IND	AAUP/		AFT/	AFGE		AFSCME	CWA	SEIU	UAW	OTHERS	TOTAL
					AFT	NEA		AFGE	NEA						
4-YEAR	4	3	2	3	0	1	0	0	0	0	0	0	0	1	14
2-YEAR	0	6	2	0	0	1	0	0	0	0	0	0	0	0	9
TOTAL	4	9	4	3	0	2	0	0	0	0	0	0	0	1	23

TABLE FIVE
FACULTY BARGAINING AGENTS AND COLLECTIVE BARGAINING AGREEMENTS, 1974-1995

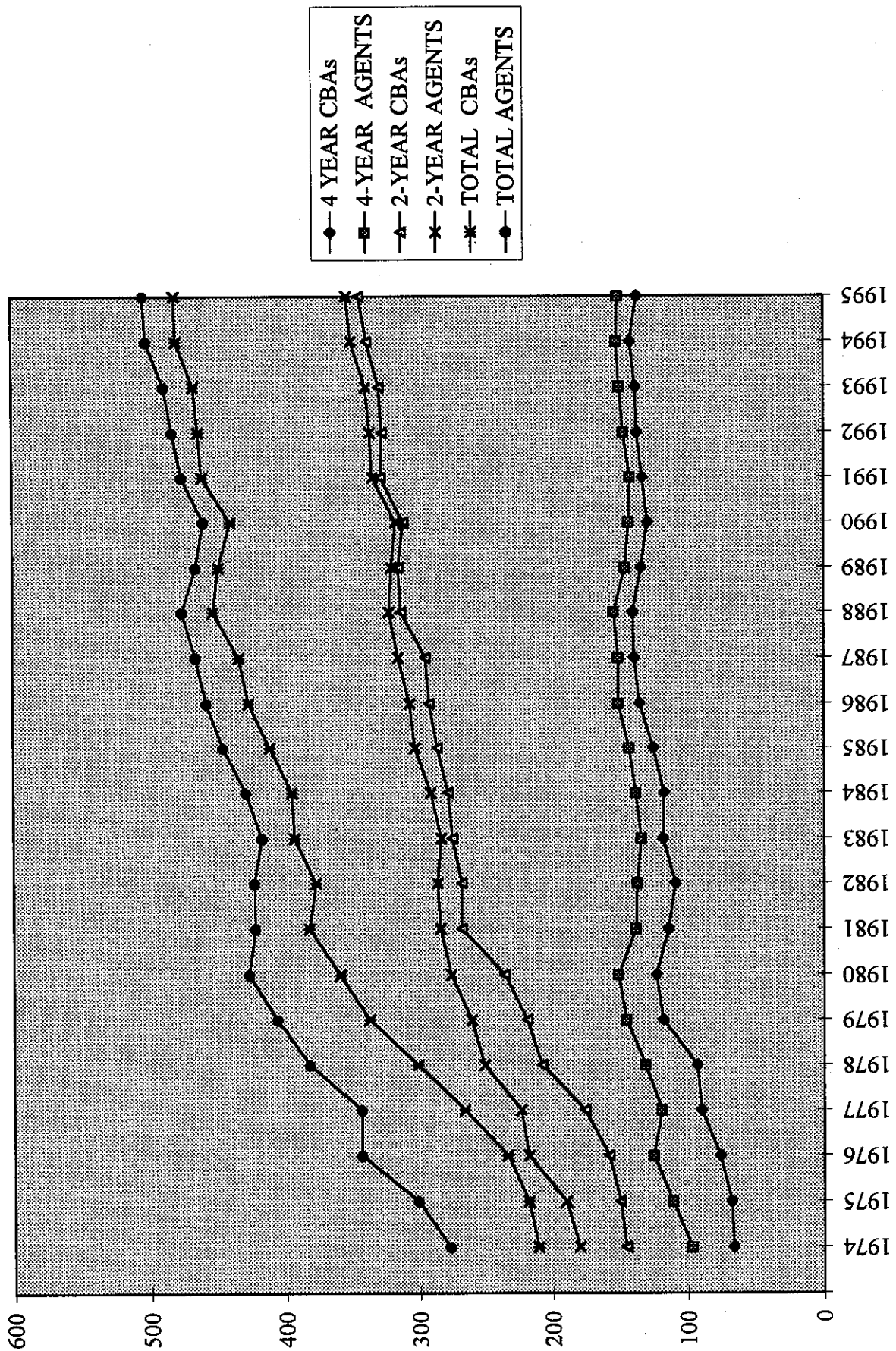


TABLE SIX

**FACULTY BARGAINING AGENTS AND COLLECTIVE BARGAINING AGREEMENTS
IN TWO AND FOUR-YEAR INSTITUTIONS, 1974-1995**

	4 YEAR CBAs	4-YEAR AGENTS	2-YEAR CBAs	2-YEAR AGENTS	TOTAL CBAs	TOTAL AGENTS
1974	66	97	145	180	211	277
1975	68	111	150	190	218	301
1976	76	125	158	218	234	343
1977	90	119	176	224	266	343
1978	93	131	208	251	301	382
1979	118	145	219	261	337	406
1980	123	151	236	276	359	427
1981	114	138	268	284	382	422
1982	109	137	268	286	377	423
1983	118	134	275	283	393	417
1984	117	138	278	291	395	429
1985	125	143	286	303	411	446
1986	135	151	292	307	427	458
1987	139	151	295	315	434	466
1988	140	154	313	322	453	476
1989	134	146	315	320	449	466
1990	129	143	311	317	440	460
1991	133	142	328	334	461	476
1992	137	147	327	336	464	483
1993	138	150	329	339	467	489
1994	142	152	338	350	480	502
1995	137	151	344	353	481	504

TABLE SEVEN
FACULTY REPRESENTED BY CERTIFIED BARGAINING AGENTS
1996

UNION	PUBLIC 4 YEAR	PUBLIC 2 YEAR	TOTAL PUBLIC	PRIVATE 4 YEAR	PRIVATE 2 YEAR	TOTAL PRIVATE	TOTAL 4-YEAR	TOTAL 2-YEAR	GRAND TOTALS
AAUP	20031	2263	22294	3864	180	4044	23895	2443	26338
AFT	39374	44358	83732	3791	93	3884	43165	44451	87616
NEA	24418	43345	67763	908	127	1035	25326	43472	68798
IND	4605	13291	17896	1242	80	1322	5847	13371	19218
AAUP/AFT	16992	125	17117	0	0	0	16992	125	17117
AFT/NEA	404	2528	2932	0	0	0	404	2528	2932
AAUP/NEA	18400	0	18400	0	0	0	18400	0	18400
AFGE	106	0	106	0	0	0	106	0	106
AFSCME	358	50	408	0	0	0	358	50	408
CWA	0	741	741	600	0	600	600	741	1341
SEIU	50	3723	3773	0	0	0	50	3723	3773
UAW	0	160	160	0	0	0	0	160	160
OTHERS	0	0	0	0	0	0	0	0	0
TOTALS	124738	110584	235322	10405	480	10885	135143	111064	246207

TABLE EIGHT
FACULTY REPRESENTED BY CERTIFIED BARGAINING AGENTS
1996

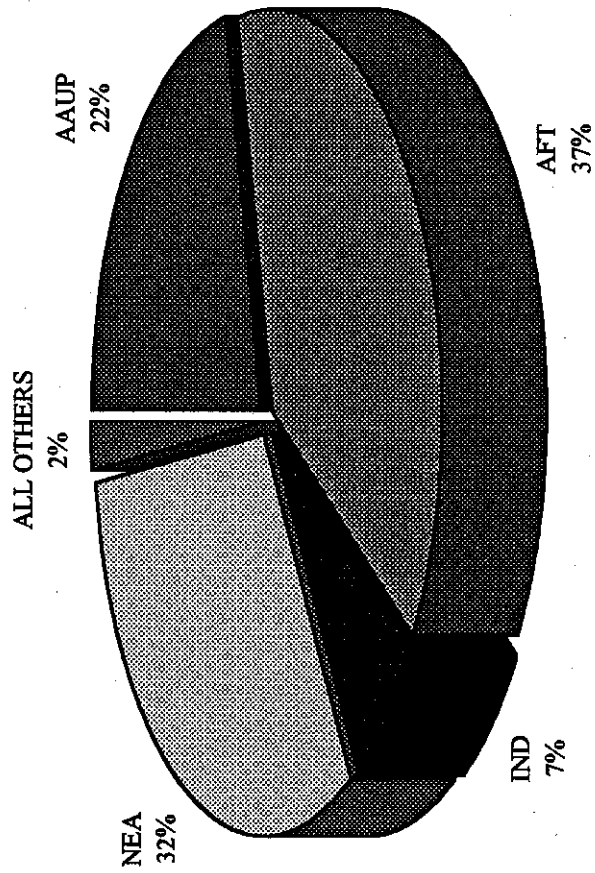


TABLE NINE
CAMPUSES REPRESENTED BY RECOGNIZED FACULTY
BARGAINING AGENTS-PUBLIC AND PRIVATE
1996

A. PUBLIC INSTITUTIONS

4/2 YEAR	AAUP	AFT	NEA	IND	AAUP/ AFT	AFT/ NEA	AAUP/ NEA	AFGE AFSCME	CWA	SEIU	UAW	OTHERS	TOTAL
4-YEAR	75	119	80	13	19	1	22	2	4	1	0	0	336
2-YEAR	17	212	347	47	3	35	0	5	2	17	1	0	686
TOTAL	92	331	427	60	22	36	22	9	2	18	1	0	1022

B. PRIVATE INSTITUTIONS

4/2 YEAR	AAUP	AFT	NEA	IND	AAUP/ AFT	AFT/ NEA	AAUP/ NEA	AFGE AFSCME	CWA	SEIU	UAW	OTHERS	TOTAL
4-YEAR	26	23	14	9	0	0	0	0	1	0	0	6	79
2-YEAR	3	4	6	1	0	0	0	0	0	0	0	0	14
TOTAL	29	27	20	10	0	0	0	0	1	0	0	6	93

C. SUMMARY

4/2 YEAR	AAUP	AFT	NEA	IND	AAUP/ AFT	AFT/ NEA	AAUP/ NEA	AFGE AFSCME	CWA	SEIU	UAW	OTHERS	TOTAL
4-YEAR	101	142	94	22	19	1	22	2	4	1	0	6	415
2-YEAR	20	216	353	48	3	35	0	5	2	17	1	0	700
TOTAL	121	358	447	70	22	36	22	9	3	18	1	6	1115

TABLE TEN
GEOGRAPHIC DISTRIBUTION OF UNIONIZED FACULTY
1996

STATE	UNIONIZED FACULTY
ALASKA	367
ARIZONA	1124
CALIFORNIA	66344
COLORADO	77
CONNECTICUT	8409
DELAWARE	1133
DISTRICT OF COLUMBIA	462
FLORIDA	10891
HAWAII	3210
ILLINOIS	7516
IOWA	2112
KANSAS	1306
MAINE	1854
MARYLAND	1088
MASSACHUSETTS	9623
MICHIGAN	10217
MINNESOTA	7675
MISSOURI	560
MONTANA	1037
NEBRASKA	2034
NEVADA	103
NEW HAMPSHIRE	1031
NEW JERSEY	10882

TABLE TEN
GEOGRAPHIC DISTRIBUTION OF UNIONIZED FACULTY
1996

STATE	UNIONIZED FACULTY
NEW MEXICO	358
NEW YORK	55320
OHIO	5338
OREGON	5111
PENNSYLVANIA	11355
RHODE ISLAND	1959
SOUTH DAKOTA	1122
VERMONT	393
WASHINGTON	10245
WISCONSIN	5821
GUAM	130

TABLE ELEVEN
BARGAINING AGENTS, BY STATE
1996

STATE	<u>PUBLIC</u>		<u>PRIVATE</u>	
	<u>4-YEAR</u>	<u>2-YEAR</u>	<u>4-YEAR</u>	<u>2-YEAR</u>
Alaska		2		
Arizona		2		
California	4	73	5	
Colorado			1	
Connecticut	4	5	2	1
Delaware	2			
District of Columbia	1		1	
Florida	1		2	8
Hawaii	1			
Illinois	2	40		1
Iowa	1	12		
Kansas	1	14		
Maine	3	1		
Maryland	1	2		
Massachusetts	6	2	6	2
Michigan	11	25	5	
Minnesota	2	2		
Missouri		2	1	
Montana	5	4		
Nebraska	5	9		
Nevada		1		
New Hampshire	2		2	
New Jersey	7	19	3	1
New Mexico		2		
New York	6	32	21	2
Ohio	7	11	3	
Oregon	4	16	1	
Pennsylvania	6	14	4	2
Rhode Island	2	1	4	
South Dakota	1			
Vermont	2			
Washington	2	28		
Wisconsin		17		
Guam	1			
TOTALS (TOTAL N=504)	90	336	61	17

**TABLE TWELVE
SUMMARY OF DECERTIFICATIONS¹**

<u>Year</u>	<u>Institution</u>	<u>State</u>	<u>2 / 4 Year</u>	<u>Unit Size</u>	<u>Agent</u>	<u>Year Agent Elected</u>
1976	*New England College	NH	4		AFT	
1977	*Jamestown College	ND	4		NEA	
1980	Delaware Technical & CC	DE	2	230	NEA	1974
1980(Y) ²	*Catholic University of America (Law School)	DC	Grad.	22	IND	1977
1980 (Y)	*Yeshiva University	NY	4	200	IND	1976
1981 (W)	*Goddard College	VT	4	10	AFT	1975
1981 (Y) (W) ³	*Mount Vernon College	DC	4	25	AAUP	1977
1981 (Y)	*Salem College	WV	4	64	NEA	1979
1981 (W)	Southwestern Michigan College	MI	2	35	NEA	1969
1981 (Y)	*University of Albuquerque	NM	4		AFT	1982
1982 (Y) (W)	*Ashland College	OH	4	82	AAUP	1972
1982 (Y) (W)	*Daemen College	NY	4	80	AAUP	1979
1982 (Y) (W)	*Drury College	MO	4	60	AAUP	1979
1982 (Y)	*College of Osteopathic Medicine & Surgery	IA	4	65	AFT	1975
1982 (Y)	*Ithaca College	NY	4		AFT	1978
1982 (Y)	*Stevens Institute of Tech.	NJ	4	109	AAUP	1976
1982 (Y)	*Thiel College	PA	4	63	AAUP	
1982 (Y)	*Wagner College	NY	4	105	AFT	1979
1983 (Y)	*Ohio Northern University	OH	4	145	NEA	1979
1983 (Y)	*Seton Hall University	NJ	4	350	AFT	1982
1983 (Y)	*Stephens College	MO	4	120	AFT	1979
1983 (Y)	*University of New Haven	CT	4	130	AFT	1979
1984 (Y)	*Boston University	MA	4	860	AAUP	1975
1984 (Y)	*Polytechnic Institute of NY	NY	4	220	AAUP	1971
1985 (Y)	*Lewis University	IL	4	97	IND	1975
1985 (W)	*Cottey College	MO	2	30	AFT	1976
1987	*U. of Dubuque Seminary	IA	2	13	NEA	1973
1987 (Y)	*Fairleigh Dickinson University	NJ	2 & 4	495	AAUP	1974
1987 (W)	Rutgers University (part-time)	NJ	4	80	IND	1978
1987	Lansing C.C. (Admin. Assn.)	MI	2	60	IND	1977
1988 (Y)	*University of Dubuque	IA	4	60	NEA	1973
1989	Florida Memorial College	FL	4	40	UFF/NEA	1976
1989 (Y) (W)	*Marymount University	VA	4	51	AAUP	1989

¹ For purposes of this listing, decertifications are defined as those instances in which a bargaining agent election is lost by the certified agent to "No-Agent," or when the NLRB or appropriate state agency determines that the certified agent is no longer "representative." Those instances in which the certified agent was challenged by a competing organization and subsequently lost its certificate are not considered technical decertifications and are listed under "Change in Agent Status."

² Y—Results of Yeshiva litigation.

³ W—Union voluntarily withdrew its certification.

TABLE THIRTEEN

ROSTER OF INSTITUTIONS AFFECTED BY THE YESHIVA DECISION

<u>Institution</u>	<u>State</u>	<u>Unit</u> <u>Size</u>	<u>Agent</u>	<u>Status</u> ¹	<u>Year Agent</u> <u>Elected</u>
Adrian College	MI	56	NEA	NM	1975
American International College	MA	~	AAUP	M	~
American University (English Language Institute)	DC	37	ELIFA	NM	1982
Ashland College	OH	82	AAUP	D, W	1972
Boston University	MA	860	AAUP	D, M	1975
Bradford College	MA	29	IBT	NM, NA	1982
Catholic University of America (Law School)	DC	22	IND	D, M	1977
College of Osteopathic Medicine	IA	65	AFT	D, M	1976
College of Saint Rose	NY	~	NEA	M	~
College of Saint Theresa	MN	~	IND	W	~
Cooper Union	NY	55	AFT	NM	1974
Daemen College	NY	80	AAUP	D, W	1979
Dean Academy & Junior College	MA	~	AFT	M	~
Drury College	MO	60	AAUP	D, W	1979
Duquesne University Law School	PA	26	IND	M	~
Fairleigh Dickinson University	NJ	495	AAUP	D, M	1974
Florida Memorial College	FL	40	UFF/NEA	NM	1979
Ithaca College	NY	~	AFT	D, M	1978
Kendall School of Design	MI	50	NEA	NM	1974
Lewis & Clark College	OR	75	AAUP	NM, AP	1979
Lewis University	IL	97	IND	D, M	1975
Livingston College	NC	77	AFT	M	~
Long Island University-Brooklyn	NY	250	AFT	W	1976
Long Island University-C.W. Post	NY	350	AFT	W	1976
Long Island University-Pharmacy	NY	25	AAUP	W	1978
Long Island University-Southampto	NY	72	AFT	W	1976
Loretto Heights College	CO	100	NEA	NM (Closed 1988)	1972
Marymount University	VA	51	NEA	NM	1975
			AAUP	W	
Milton College	WI	35	AFT	Closed 1982	1979
Montefiore Hospital/Med. Center	NY	~	NYSFPD	NA, W	~
Mount Allison University	CAN	122	CAUT	NM	1982
Mount Vernon College	DC	25	AAUP	D, W	1977
Nasson College	ME	30	AFT	Closed 1982	1977
New York Medical College	NY	~	AFT	NM, NA	~
Ohio Northern University	OH	145	NEA	D, M	1979
Parsons School of Design	NY	~	AFT	NM, NA	~
Polytechnic Institute of NY	NY	220	AAUP	D, M	1971
Pratt Institute	NY	470	AFT	NM	1971
Puerto Rico Junior College	PR	~	IND	NM	1975

TABLE THIRTEEN
ROSTER OF INSTITUTIONS AFFECTED BY THE YESHIVA DECISION

<u>Institution</u>	<u>State</u>	<u>Unit</u>		<u>Agent</u>	<u>Status¹</u>	<u>Year Agent</u>
		<u>Size</u>				<u>Elected</u>
Pratt Institute	NY	470		AFT	NM	1971
Puerto Rico Junior College	PR	~		IND	NM	1975
Rio Grande College	OH	76		IND	W	1976
Saint Joseph College	ME	27		NEA	NM, AP	~
Salem College	WV	64		NEA	D, M	1979
Seattle University	WA	~		AAUP	W	~
Seton Hall University	NJ	350		AFT	D, M	1982
Simon's Rock of Bard College	MA	27		AAUP	W	1980
Southern Oregon State College	OR	193		IND	NM	1973
Stephens College	MO	120		AFT	D, M	1979
Stephens Institute/Academy of Art College	CA	~		IND	NM	1976
Stevens Institute of Technology	NJ	109		AAUP	D, M	1976
St. Thomas University	FL	43		UFF/NEA	NM, NA	1990
Thiel College	PA	63		AAUP	D, M	~
University of Alaska	AK	~		NEA ²		1982
University of Albuquerque	NM	92		AFT	D, M	~
Univ. Central De Bayamon	PR	~		UPU	NM	~
University of Dubuque	IA	46		NEA	D, M	1973
University of New Haven	CT	130		AFT	D, M	1976
University of Pittsburgh	PA	1250		AAUP/AF	M, AP	~
Villanova University	PA	~		AAUP	W	~
Wagner College	NY	105		AFT	D, M	1979
Wichita State University	KS	~		KEA ³		~
Wilberforce University	OH	49		AAUP	NM	1979
Wordsworth Academy	PA	~		AFT	NM	~
Yeshiva University	NY	200		IND	D, M	1976

¹ **STATUS:** AP=Appeal Pending
D=Decertified
M=Managerial
NA= "No Agent" Elected
NM=Nonmanagerial
W=Agent Withdrew, Voluntary Resolution

² Public sector claim. ALRA held Yeshiva not applicable to the University of Alaska and further "...that if the faculty were to be considered managers...they would be entitled to a manager's unit or similarly designated unit." See Case no. UA-80-2 (1981).

³ Public sector claim. Kansas PERB held Yeshiva not applicable and found faculty at Wichita State University nonmanagerial. PERB ordered the designation of an appropriate bargaining unit as recommended by the hearing officer. See Case no. 75-UD-01-1980 (Kansas PERB (1981)).

TABLE FOURTEEN

COLLEGE CLOSINGS¹

<u>Institution</u>	<u>State</u>	<u>Agent</u>	<u>Unit Size</u>	<u>2/4 Year</u>	<u>Closing Date</u>
*Antioch School of Law ²	DC	AFT	16	3	1988
*Central YMCA CC	IL	AFT	80	2	1983
*Colorado Women's College	CO	AAUP	42	4	1982
*Detroit Institute of Technology	MI	NEA	34	4	1981
*Loretto Heights College	CO	NEA	80	4	1988
*Milton College	WI	AFT	35	4	1982
*Nasson College	ME	AFT	30	4	1983
*National College of Business ³	SD	NEA	40	4	1990
Shaw College at Detroit ⁴	MI	NEA	37	4	1983
Springfield Campus--University of South Dakota	SD	NEA	~	4	1984
Waseca Campus--University of Minnesota	MN	NEA ⁵	2	4	1992

¹ Institution previously cited in the Directory as having negotiated collective bargaining agreement.

² Antioch School of Law was subsumed by University of the District of Columbia Law School.

³ Institution sold; currently known as National College. Collective bargaining agreement no longer in effect.

⁴ U.S. Bankruptcy Court judge orders permanent closing of institution. (March 1984)

⁵ The NEA is still the bargaining agent for the University of Minnesota.

TABLE FIFTEEN
STATUS OF PUBLIC SECTOR COLLECTIVE BARGAINING LEGISLATION¹

<u>State</u>	<u>Date of Legislation or Amendment</u>
Alabama	1973 (meet and confer)
Alaska	1972
Arizona	Governing Boards ²
California	1975 (2 year); 1978 (4 year)
Connecticut	1975
Delaware	1970
District of Columbia	1978 ³
Florida	1974
Hawaii	1970 (amend. 1975)
Illinois	1983
Indiana	1990 (Executive Order)
Iowa	1974
Kansas	1970 (2 year) (amend. 1974)
Maine	1974 (2 year voc/tech); (amend. 1975); 1975 (all other)
Maryland	Governing Boards
Massachusetts	1974
Michigan	1973 (amend. 1976)
Minnesota	1971 (amend. 1976, 1980)
Missouri	1967
Montana	1973 (amend. 1975)
Nebraska	1972
Nevada	Governing Boards
New Hampshire	1975
New Jersey	1974 (amend.)
New Mexico	1992 (legislation), 1973 (Executive Order)
New York	1967
Ohio	1983
Oregon	1963 (2 year) (amen. 1975)
Pennsylvania	1970
Rhode Island	1958 (amend. 1973)
South Dakota	1969 (amend. 1974)
Vermont	1972 (amend. 1975)
Washington	1973 (2 year); 1987 (2 year) ⁴
Wisconsin	1966 (2 year) (amend. 1974); 1985 (T.A.'s)

¹ Public institutions only. In the absence of enabling legislation, the parties are free to voluntarily negotiate a collective bargaining agreement; however, they do so without the protection of a statute. Authority to engage in collective bargaining in private institutions has existed since 1970 under the National Labor Relations Act, P.L. 198, 74th Congress, (1935).

² No state enabling legislation. Governing Boards enacted policy enabling faculty collective bargaining.

³ Prior to 1978, Governing Boards policy permitted collective bargaining.

⁴ The 1973 legislation was a "meet and confer" ruling. The 1987 bill authorizes collective bargaining.

**TABLE SIXTEEN
MERGED BARGAINING AGENTS**

<u>Institution</u>	<u>State</u>	<u>Bargaining Agent</u>	<u>4/2 Year</u>	<u>Unit Size</u>
California State University System	California	AAUP/NE	4	18400
Belleville Area College	Illinois	AAUP/AF	2	125
Minnesota Technical Colleges	Minnesota	AFT/NEA	2	2140
Montana State University-Billings	Montana	AAUP/AF	4	192
City University of New York	New York	AAUP/AF	4	16800
Eastern Washington University	Washington	AFT/NEA	4	404
Green River Community College	Washington	AFT/NEA	2	388

TABLE SEVENTEEN
OTHER NATIONAL UNIONS REPRESENTING FACULTY¹

<u>Institution</u>	<u>State</u>	<u>Bargaining Agent</u>	<u>4/2 Year</u>	<u>Unit Size</u>
Butte College	California	CWA	2	525
Claremont College	California	OPEIU	4	0
College of the Sequoias	California	CWA	2	216
Connecticut Community Technical College System (administrators)	Connecticut	SEIU	2	964
Connecticut Community Technical College System (administrators)	Connecticut	AFSCME	2	50
Connecticut Community Technical College System (community college faculty)	Connecticut	SEIU	2	2759
Connecticut State University System	Connecticut	AFSCME	4	358
US Coast Guard Academy	Connecticut	AFGE	4	15
Black Hawk College	Illinois	UAW	2	160
Maine Maritime Academy	Maine	SEIU	4	50
Long Island University	New York	CWA	4	600
US Merchant Marine Academy	New York	AFGE	4	91

¹ National unions which represent faculty for purposes of collective bargaining other than the AAUP, AFT, and NEA.

TABLE EIGHTEEN

BARGAINING AGENTS CITED IN THIS DIRECTORY

AAUP	American Association of University Professors
ACA	Association of College Administrators
ACCF	Associated Community College Faculties
ACE	Association of Certified Educators
ACPU	Association Canadienne des Professeurs d' Universite
AEA	Arizona Education Association
AFA	Adjunct Faculty Association
AFGE	American Federation of Government Employees
AFSCME	American Federation of State, County and Municipal Employees
AFT	American Federation of Teachers
AGSE, UAW	Association of Graduate Student Employees, United Auto Workers Local 2165, University of California, Berkeley
AHE	Association for Higher Education
APA	Association of Professional Administrators
APSCUF	Association of Pennsylvania State College and University Faculties
CAUT	Canadian Association of University Teachers
CCA	Community College Association
CCCC	Congress of Connecticut Community Colleges
CCCEA	Central Community College Education Association
CCCTU	Cook County College Teachers Union
CEQ	Centrale de l' Enseignement du Quebec
CFA	California Faculty Association
CFT	California Federation of Teachers
CLPFA	Chabot-Las Positas Faculty Association
CNA	California Nurses Association
CSEA	California State Employees Association
CSN	Confederation des Syndicats Nationaux
CTA	California Teachers Association
CWA	Communication Workers of America
ECCFF	Edison Community College Faculty Federation
ELIFA	English Language Institute Faculty Association
FAC	Florida Academic Congress
FAPUQ	Federation des Associations des Professeurs des Universities du Quebec
FBC	Faculty Bargaining Council (Finger Lakes Community College)
FQPPU	Federation Quebecoise des Professeuses et Professeurs d'Universite
FSCAPE	Fort Scott College Association of Professional Employees

TABLE EIGHTEEN

BARGAINING AGENTS CITED IN THIS DIRECTORY

FTP	Florida Teaching Profession
FUSA	Faculty United Service Association
GEO, UAW	Graduate Employees Organization, United Autoworkers
GFT	Guam Federation of Teachers
GSEU	Graduate Student Employees Union
IBT	International Brotherhood of Teamsters
IEA	Illinois Education Association
IFO	Inter-Faculty Organization
IFT	Illinois Federation of Teachers
IND	Independent
KEA	Kansas Education Association
LCCFAHE	Lower Columbia College Faculty Association of Higher Education
MCCC	Massachusetts Community College Council
MCCFA	Minnesota Community College Faculty Association
MEA	Michigan Education Association
MEA	Minnesota Education Association
MFT	Michigan Federation of Teachers
MGEA	Manitoba Government Employees Association
MSEA	Maine State Employees Association
MSP	Massachusetts Society of Professors
MTA	Maine Teachers Association
MTA	Massachusetts Teachers Association
NCCFT	Nassau Community College Federation of Teachers
NEA	National Education Association
NJEA	New Jersey Educational Association
NSEA	Nebraska State Education Association
NYEA	New York Educator's Association
NYS Fed. Phy.Dent.	New York State Federation of Physicians and Dentists
NYSUT	New York State United Teachers
OEA	Ohio Education Association
OEA	Oregon Education Association
OFT	Oregon Federation of Teachers
OPAP	Organization of Professional Administration Personnel
OPEIU	Office of Professional Employees International Union
OPSEU	Ontario Public Service Employees Union
PAE	Parkland Association of Educators
PaFT	Pennsylvania Federation of Teachers
PCCEA	Pima Community College Education Association
PCFA	Post College Faculty Association

TABLE EIGHTEEN

BARGAINING AGENTS CITED IN THIS DIRECTORY

PSC	Professional Staff Congress
PSEA	Pennsylvania State Education Association
SCEA	State Colleges Education Association (Nebraska)
SCFA	Santa Cruz Faculty Association
SEIU	Service Employees' International Union
SFAIFU	San Francisco Art Institute Faculty Union
SPSE	Society of Professional Scientists and Engineers
SRFBC	Simon's Rock Faculty Bargaining Council
TAA	Teaching Assistants Association
TAUP	Temple Association of University Professors
UAPD	Union of American Physicians and Dentists
UCCFF	United Community College Faculty of Florida
UEA	University Education Association
UFF	United Faculty of Florida
UFL	University Federation of Librarians
UHPA	United Hawaii Professional Assembly
UPC	United Professors of California
UPI	University Professionals of Illinois
UPU	Union De Profesores Universitarios
UUP	United University Professions
WEA	Washington Education Association
WEA	Wisconsin Education Association
WFT	Wisconsin Federation of Teachers
YCFA	Yuba College Faculty Association
1199	National Union of Hospital and Health Care Employees, AFL-CIO

"NO-AGENT" VOTES

1971-1995

**"NO-AGENT" VOTES
1971 - 1995**

State	Institution	Agent Defeated	Year	2/4
ALASKA	University of Alaska	NEA	1982	4
CALIFORNIA	*California Institute of Arts	AFT	1975-	4
	Cerritos Community College	AFT,NEA	1994	2
	Coachella Valley Comm. College	CTA/NEA	1978, 1979	2
	College of the Desert**			2
	Imperial Valley College**	CTA/NEA	1980	2
	Mendocino College	Ind.	1988	2
	No. Orange Co. Comm. College**	CTA/NEA	1978	2
	Pasadena City College**	CTA/NEA	1977	2
	Univ. of Calif. -Berkeley	AAUP	1980	4
	-Professional Scientist & Engineers of the Lawrence Livermore National Labs. -Researchers -UCLA	SPSE/CSEA AFT Ind.	1983 1986 1981	4 4 4
	*Univ. of San Francisco College of Professional Studies	AFT	1983	4
COLORADO	Univ. of Colorado** -Boulder	AAUP/AFT	1975- 1980	4 4
CONNECTICUT	Connecticut Technical College (Part-time Faculty) *Wesleyan University	AFT AAUP	1988 1979	2 4
DISTRICT OF COLUMBIA	*Catholic Univ. of America Law School	Ind.	1979	4

State	Institution	Agent Defeated	Year	2/4
"NO-AGENT" VOTES(Cont.)				
FLORIDA				
	Central Florida Comm. Coll.	NEA	1977	2
		UFF/NEA	1988	2
	Florida Junior College	AFT	1975	2
	Florida Keys Comm. Coll.	Ind.	1989	2
	*Jacksonville University	AAUP	1975-	4
	Miami Dade Junior Coll.	AFT	1975	2
		AFT	1984	2
		NEA	1975	2
	Okaloosa-Walton Junior Coll.			
	Pensacola Junior College	UFF/AFT	1979	2
	(Full- & Part-time)	UFF/NEA	1989	2
	Polk Community College	NEA	1976	2
	Santa Fe Comm. College	NEA	1977	2
	St. Petersburg Junior Coll.	NEA	1990	2
	St. Thomas Univ.		1980	4
	Univ. of Florida-Gainesville**			
	Univ. of Florida Institute of			
	Food & Agric. Science	Ind.	1976	4
	*Univ. of Miami-Coral Gables	AAUP	1974	4
ILLINOIS				
	*College of St. Francis	AFT	1975-	4
	Illinois State Univ.	AAUP, AFT, NEA	1986, 1990	4
	Northern Ill. University	AAUP, UPI	1986	4
		AFT	1993	4
	Southern Ill. Univ.-Carbondale	NEA, AFT/AAUP	1988	4
	Southern Ill. Univ.-Carbondale			
	(Admin. Professional Staff)	NEA, AFT	1988	4
	Southern Ill. Univ.-Edwardsville	NEA, AFT/AAUP	1988, 1991	4
	Southern Ill. Univ.-Edwardsville			
	(Dental School)	NEA, AFT/AAUP	1988	4
	Wm. Rainey Harper College**	NEA, AFT	1976	2

State	Institution	Agent Defeated	Year	2/4
"NO-AGENT" VOTES (Cont.)				
INDIANA	*Butler University	NEA	1977	4
	*University of Evansville	NEA	1979	4
KANSAS	University of Kansas	NEA, AAUP	1987	4
MAINE	Maine Maritime Academy	AFT	1985	4
	*Ricker College	AFT	1975-	4
MASSACHUSETTS	*Anna Maria College	AAUP	1978	4
	*Bradford College	IBT	1982	2
	*Dean Junior College	AFT	1975-	2
	Holyoke Community College**	NEA	1971	2
	(subsequently affiliated with NEA under statewide system)			
	*Lasell Junior College	AFT	1976	2
	Mass. Maritime Academy	AFT, NEA	1975	4
	*Merrimack College	NEA	1976	4
	*New England Conservatory of Music	AAUP	1975	4
	*Northeastern University	AAUP, NEA	1975	4
Quinsigamond Comm. College**	AFT	1975-	2	
Springfield Tech. Community College**	AFT	1975-	2	
MICHIGAN	*Albion College	AAUP, NEA	1975-	4
	American Inst. of Technology	AAUP	1980	4
	Grand Valley State Colleges	NEA	1974	4
		NEA	1977	4
		NEA	1980	4

State Institution Agent Defeated Year 2/4

"NO-AGENT" VOTES (Cont.)

		NEA	1982	4
		NEA	1988	4
		AAUP	1975-	4
	*Lawrence Inst. of Technology	AAUP, NEA	1972	4
	Michigan State University	AAUP, NEA	1978	4
		AAUP, NEA	1982	4
		AFT, NEA	1993	4
	Michigan Tech. College	NEA	1975	4
	Northern Michigan Univ.**	AAUP	1975-	4
	*University of Detroit**	NEA	1975-	4
		AAUP	1975	4
	*Hamline University	AAUP	1980	4
	*Saint Theresa's College			
	University of Minnesota			
	-Faculty**	AAUP	1978	4
	-Law School (Duluth & Twin			
	Cities Campus)			
	-Health Science (Duluth &			
	Twin Cities Campus)			
	-Crookston Campus-Faculty			
	-Minneapolis-St. Paul	NEA, AAUP	1981	4
	-Teaching Assistants	AFT	1975	4
		AFT	1985	4
	*Cottey College	AFT, AAUP	1978	4
	*Stephens College**			
	Montana State University	AAUP	1978	4
		AFT	1989	4
	University of Montana**	AAUP, AFT	1975	4

MICHIGAN

MINNESOTA

MISSOURI

MONTANA

State	Institution	Agent Defeated	Year	2/4
"NO-AGENT" VOTES (Cont.)				
NEBRASKA	Univ. of Nebraska College of Dentistry	Ind.	1975	4
	Univ. of Nebraska-Lincoln	AAUP	1976	4
NEW HAMPSHIRE	*Nathaniel Hawthorne College	AFT	1975	4
	Univ. System of New Hampshire -Durham Campus -Plymouth Campus	AAUP, NEA AAUP, NEA	1977 1977	4 4
NEW JERSEY	*Centenary Coll. for Women	AAUP	1977	4
	Somerset Co. Coll.-Adjunct Unit	AFT	1982	2
NEW YORK	Corning Comm. College	AFT	1976	2
	*Fordham University	AAUP	1975-	4
		AAUP	1975-	4
	*Ithaca College**	AAUP, AFT	1975-	4
	*Manhattan College	AAUP	1971	4
	*Montefiore Medical Center	NYS Fed Phy/Dent	1982	4
	*New York Medical College	NYS Fed Phy/Dent	1982	4
	*New York University	AAUP, AFT	1975-	4
		AFT	1975-	4
		AFT	1975	4
		AAUP	1978	4
		AFT	1987	4
	AFT	1985	2	
	AAUP	1975	4	
	NEA	1975-	4	
	AFT	1976	4	
	AAUP	1975-	4	
	AFT	1975-	2	
NORTH CAROLINA	*Barber-Scotia College	NEA	1979	4

State	Institution	Agent Defeated	Year	2/4
"NO-AGENT" VOTES (Cont.)				
OHIO	*Antioch College	AAUP,AFT	1975-	4
	*Baldwin-Wallace College	AAUP	1975-	4
	Bowling Green St. Univ.	Ind.	1979	4
	Loraine Co. Community College	AFT	1993	2
	Miami University	Ind./AAUP	1989	4
	*Oberlin College	Ind.	1974	4
	Ohio University	AAUP,NEA	1976	4
	University of Toledo	AAUP,AFT	1975-	4
	Eastern Oregon St. Coll.		1975	4
	Oregon Coll. of Education	AAUP,AFT	1975-	4
	Oregon Inst. of Technology	Ind.	1975	4
	Oregon State University	AAUP,AFT	1977	4
		NEA,AAUP	1983	4
	Treasure Valley Comm. Coll.**	NEA	1977	2
	Umpqua Community College	NEA	1975-	2
		NEA	1983	2
	University of Oregon	AAUP,AFT	1977	4
PENNSYLVANIA	Butler Co. Comm. Coll.**	NEA,Ind.	1976	2
	*King's College	AFT,NEA	1975-	4
	Pennsylvania St. Univ.	AAUP,NEA	1977	4
	*Philadelphia Coll. of Art	AFT	1975-	4
	*Point Park College	AAUP	1974	4
	*Seton Hill College	NEA	1975-	4
	Univ. of Pittsburgh**	AFT,AAUP/AFT	1977, 1991	4
	Univ. of Pittsburgh Health Professional Schools			
	Univ. of Pittsburgh Law School	AAUP,NEA	1975	4
		Ind.	1975	4

State	Institution	Agent Defeated	Year	2/4
	Univ. of Pittsburgh-Provost Unit	AAUP, AFT, NEA	1976	4
	*Villanova University	AAUP	1975-	4
	*Waynesburg College	NEA	1976	4
	*Wilson College	PSEA/NEA	1977	4
RHODE ISLAND	*Rhode Island School of Design**	AFT	1975-	4
TENNESSEE	*Tusculum College	AFT	1972	4
VERMONT	Comm. College of Vermont University of Vermont	AFT AFT, AAUP, NEA	1985 1976	2 4
VIRGINIA	*Randolph-Macon College	AAUP	1973	4
WASHINGTON	*Seattle University	AAUP	1975-	4
WISCONSIN	*Northland College**	AFT	1972	4

"NO-AGENT" VOTES (Cont.)

For purposes of this Directory, "No-Agent" Votes are defined as elections in which faculty chose not to be represented by a certified collective bargaining agent.

*Denotes private institution.

**Institutions in which faculty initially voted "No-Agent" and then subsequently elected to be represented.

1975- Information on "No-Agent" votes conducted prior to 1975 is not readily available, thus for those institutions the year "1975", followed by a dash (-) is used.

**INDEX OF UNITED STATES AND CANADIAN
INSTITUTIONS CITED IN
1996 DIRECTORY**

INDEX

Institution	Page No.
Acadia University-Nova Scotia	103
Adelphi University	52
Adirondack Community College	52
Adrian College	36, 132
Alaska Community College - Univ. of Alaska System	3
Albany State University-SUNY	60
Albion College	144
Albuquerque Technical Vocational Institute	52, 114
Alexandria Technical College-Minn. Tech. Colls.	42
Alfred State College-SUNY	59
Algoma University College-Ontario	104
Algonquin Community College-Ontario	104
Allegheny Campus-Comm. Col. of Allegheny County	66
Allied Health Center Campus-Broward Community College	20
Alpena Community College	36
Ambler Campus-Temple University	69
American Institute of Technology	144
American International College	132
American River College-Los Rios Comm. Col. Sys.	9
American University	20, 89
American University English Language Institute	132
Amherst Campus-Univ. of Massachusetts	35
Ankeny Campus-Des Moines Area Comm. Col.	28
Ann Arbor-University of Michigan	99
Anna Maria College	144
Anoka-Ramsey Community College-Minnesota Comm. Col. Sys.	41
Antelope Valley College	4
Antioch College-Ohio	147
Antioch College School of Law-Washington, D.C.	134
Arrowhead Community College District-Minnesota Comm. Col. Sys.	41
Ashland Campus-Wisconsin Indianhead VTAE District	79
Ashland College-Ohio	131, 132
Ashtabula Regional Campus-Kent State University	63
Asnuntuck Comm. Col.-Conn. Comm. & Tech. Col. Sys.	17
Atlantic Community College	48
Auburn Hills Campus-Oakland Comm. Col.	39
Augustana University-Alberta	102
Austin Community College-Minnesota Comm. Col.	41
Baker College of Flint	36
Bakersfield-California State College-CSU	4

INDEX (Cont.)

Institution	Page No.
Bakersfield College-Kern Comm. Col. District	8
Baldwin-Wallace College	147
Baltimore City Community College	33
Bank Street College	52, 114
Barber-Scotia College	146
Bard College	52
Barstow Community College	4
Baruch College-CUNY	53
Bates Technical College	72
Battle Creek Campus-Western Michigan Univ.	40
Bay de Noc Community College	36
Beatrice Campus-Southeast Comm. Col.	46
Beaver Dam Campus-Moraine Park Tech. Inst.	78
Becker College	33
Belleville Area College	23, 136
Belleville Campus-Belleville Area Col.	23
Bellevue Community College	72
Bellingham Technical College	72
Bemidji State University-Minnesota St. Univ. Sys.	42
Benton Harbor Campus-Western Michigan Univ.	40
Bergen Community College	48
Berkeley Campus-University of California	15
Berklee College of Music	33, 90
Berkshire Community College-Massachusetts C. C. Sys.	34, 90
Big Bend Community College	72
Binghamton State University-SUNY	60
Bishop's University-Quebec	107
Black Hawk College	23, 137
Black Hills State Univ.-South Dakota Bd. of Reg. Sys.	71
Blackhawk Technical College	76
Bloomfield College	48
Bloomsburg University of Pennsylvania	68
Blue Mountain Community College	64
Boone Campus-Des Moines Area Comm. Col.	28
Borough of Manhattan Community College-CUNY	53
Boston Campus-Univ. of Massachusetts	35
Boston Campus-Wentworth Institute of Technology	36
Boston University	131, 132
Bowling Green State University	147
Boyce Campus-Comm. Col. of Allegheny County	66
Bradford College	132, 144
Brainerd Community College-Minn. Comm. Col. System	41
Branch Campus-Carl Sandberg College	24

INDEX (Cont.)

Institution	Page No.
Brandon Learning Center-Hillsborough Comm. Col.	21
Brandon University-Manitoba	102
Brevard Community College	20
Bridgewater State College-Mass. State Colleges	35, 91
Bristol Campus-Roger Williams University	71
Bristol Community College-Massachusetts C. C. Sys.	34, 90
Brock University-Ontario	104
Brockport State College-SUNY	60
Bronx Community College-CUNY	53
Brookdale Community College	48
Brooklyn College-CUNY	53
Brooklyn Health Science Center-SUNY	60
Brooklyn-Pratt Institute	58
Broome Community College	52
Broward Community College	20
Bryant College	70
Bucks County Community College	66
Buffalo State College-SUNY	60
Buffalo State University-SUNY	60
Bunker Hill Comm. Col.-Massachusetts C. C. Sys.	34, 90
Burlington County College	48
Bushnell Carthage Extension Cntr.-Carl Sanburg Col.	24
Butler County Community College-Kansas	30
Butler County Community College-Pennsylvania	66, 147
Butler University	144
Butte College	4, 88, 137
C.C.E. Campus-Univ. of Rhode Island	71
Cabrillo College	4
California Institute of the Arts	142
California Maritime Academy-Calif. State Univ.	4
California State University	136
California State University System	4
California University of Pennsylvania	68
Calmar Campus-Northeast Iowa Community College	29
Cambrian Community College-Ontario	104
Camden Campus-Rutgers State Univerity of N.J.	50, 92, 99
Camden County College	48
Canada College-San Mateo County C. C. District	13
Canadore Community College-Ontario	105
Canton Agricultural & Technical College-SUNY	59
Cape Cod Community College-Massachusetts C. C. Sys.	34, 90
Capital Comm.-Tech. Col.-Conn. Comm. & Tech. Col. Sys.	17, 89

INDEX (Cont.)

Institution	Page No.
Carl Sandburg College	23
Carleton University-Ontario	105
Carroll Campus-Des Moines Area Comm. Col.	28
Cascade Campus-Portland Comm. Col.	65, 94
Castleton State College-Vermont State Colleges	72, 95
Catholic University of America Law School	131, 132, 142
Cattaraugus County Campus-Jamestown Comm. Col.	56
Cayuga County Community College	52
Cedar Rapids Campus-Kirkwood Community College	29
Centenary College for Women	146
Centennial Community College-Ontario	105
Center Campus-Macomb County Comm. Col.	38
Central Campus-Broward Comm. Col.	20
Central Campus-Palm Beach Comm. Col.	21
Central Campus-Seattle Comm. Col. District VI	75
Central Campus-Southern State Comm. Col.	63
Central Community College	45
Central Connecticut State Univ.-Conn. State Univ. Sys.	18
Central Florida Community College	143
Central Islip Campus-New York Institute of Technology	57
Central Lakes College-Minn. Tech. Cols.	42
Central Maine Technical College-Maine Tech. Col. Sys.	32
Central Michigan University	36
Central Ohio Technical College	62
Central Oregon Community College	64
Central State University	62
Central YMCA Community College	134
Centralia College	72
Centre City Skills Cntr.-San Diego C.C. Adult Ed. Sys.	12
Century College-Minn. Tech. Cols.	42
Cerritos Community College	142
Cerro Coso College-Kern Comm. Col. District	8
Cesar Chavez Center-San Diego C.C. Adult Ed. Sys.	12
Chabot College	5
Chabot College-Las Positas Comm. Col. District	5
Chadron State College-Nebraska State Colleges	46
Chaffey College	5
Chastain Center-Indian River Community College	21
Chemeketa Community College	64, 94
Cheyney University of Pennsylvania	68
Chicago State Univ.-Illinois Bd. of Governors	25
Chico-California State University	4
Chipola Junior College	20

INDEX (Cont.)

Institution	Page No.
Chippewa Falls Campus-Chippewa Valley Tech. College	76
Chippewa Valley Technical College	76
Cincinnati State Technical Comm. College	62
Citrus College	5
City Campus-Erie Comm. Col.	55
City College-CUNY	53
City College of San Francisco-San Francisco Comm. Col.	13
City Colleges of Chicago	24
City University of New York	53, 136
Clackamas Community College	65, 94
Clairemont Mesa Center-San Diego C. C. Adult Ed. Sys.	12
Claremont Colleges	6, 137
Clarinda Campus-Iowa Western Comm. Col.	29
Clarion University of Pennsylvania	68
Clark College	73
Clarkston Center-Walla Walla Comm. Col.	75
Clatsop Community College	65
Clermont General & Tech. Col.-Univ. of Cincinnati	64
Cleveland State University	62
Clinton Community College-Eastern Iowa C. C. District IX	28
Clinton Community College-New York	53
Cloud County Community College	30
Clover Park Technical College	73
Coachella Valley Community College	142
Coast Community College District	6, 88
Coastline Community College-Coast Comm. Col. District	6, 88
Cobleskill Agricultural & Technical College-SUNY	59
Cocoa Campus-Brevard Comm. Col.	20
Coffeyville Community College	30
Colby Community College	30
College of Alameda-Peralta Comm. Col. District	11
College of DuPage	24
College of Environ. Sci. & Forestry at Syracuse-SUNY	59
College of Insurance	53
College of Lake County	24
College of Marin	6
College of Optometry at New York City-SUNY	60
College of Osteopathic Medicine	131, 132
College of Saint Francis	143
College of Saint Rose	132
College of Saint Theresa	132
College of San Mateo-San Mateo County C. C. District	13
College of Staten Island-CUNY	53

INDEX (Cont.)

Institution	Page No.
College of the Desert	142
College of the Redwoods	6
College of the Sequoias	6, 137
Collier County Campus-Edison Community College	21
Colorado Women's College	134
Columbia Basin Community College	73
Columbia College-Yosemite Comm. Col. District	16
Columbia Greene Community College	54
Columbus-Region 1-Central Comm. Col.	45
Community Campus-Pima Co. Comm. Col. District	3
Community College Centers-San Francisco Comm. Col.	13
Community College of Allegheny County	66
Community College of Beaver County	67
Community College of Philadelphia	67, 94
Community College of Rhode Island	70
Community College of Vermont	148
Community Colleges of Spokane	73
Compton Community College	6
Concordia University-Quebec	107
Conestoga Community College-Ontario	105
Confederation Community College-Ontario	105
Connecticut Comm. & Tech. Coll. Sys.	17, 89, 137
Connecticut State University System	18, 137
Connecticut Technical College	142
Contra Costa College	6
Cooper Union	54, 132
Copper Basin Campus-Prince William Sound C. C.	3
Cordova Campus-Prince William Sound C. C.	3
Cornell University-ILR	54, 93
Corning Community College	146
Cornish College of the Arts	73
Cortland State College-SUNY	60
Cosumnes River College-Los Rios C. C. Sys.	9
Cottey College	131, 145
Council Bluffs Campus-Iowa Western Comm. Col.	29
County College of Morris	48
Cowley County Community College	31
Crafton Hills Community College-San Bernadino C. C.	12
Creston-Southwestern Comm. Col.	30
Crookston Campus-University of Minnesota	145
Cuesta College	7
Culinary Institute of America	54
Cumberland County College	48

INDEX (Cont.)

Institution	Page No.
Curry College	33
Cuyahoga Community College District	62
Cuyamaca College-Grossmont/Cuyamaca Comm. Col. District	8
Cypress College-North Orange County Comm. Col.	10
Daemen College	131, 132
Dakota County Technical College-Minn. Tech. Cols.	43
Dakota State-South Dakota Bd. of Reg. Sys.	71
Dale Mabry Campus-Hillsborough Comm. Col.	21
Dalhousie University-Nova Scotia	103
Danville Area College	24
Dartmouth Campus-Univ. of Massachusetts	35
David N. Myers College	62
Davis Campus-University of California	15
Dawson Community College	44
Dean Academy and Junior College	132, 144
DeAnza College-Foothill-DeAnza Comm. Col. District	7
Dearborn Campus-University of Michigan	99
Dearborn Heights Campus-Henry Ford Comm. Col.	37
Delaware County Comm. Col.	67
Delaware State University	19
Delaware Technical & Community College	131
Delaware Valley College	67
Delhi Agricultural & Technical College-SUNY	59
Des Moines Area Community College	28
Desert Community College District	7
Desert Vista Campus-Pima Co. Comm. Col. Dist.	3
Detroit College of Business	36
Detroit Institute of Technology	134
Diablo Valley College-Contra Costa College Dist.	7
Dixon/Hendry Center-Indian River Comm. Col.	21
Dodge City Community College	31
Dominguez Hills-California State University	4
Dowling College	54
Downriver Campus-Wayne County Comm. Col.	40
Downtown Campus-Pima Co. Comm. Col. District	3
Downtown Campus-Wayne County Comm. Col.	40
Downtown Tacoma Center-Tacoma Comm. Col.	75
Drury College	131, 132
Duluth Campus-University of Minnesota	44, 145
Duquesne University Law School	132
Durham Campus-Univ. System of N.H.	146
Durham Community College-Ontario	105

INDEX (Cont.)

Institution	Page No.
Dutchess Community College	54, 93
Dyke College (See David N. Myers College)	62
D'Youville College	54
East Campus-Black Hawk Comm. Col.	23
East Campus-Pima Co. Comm. Col. District	4
East Coast Aero Tech. School-Wentworth Inst. of Tech.	36
East Liverpool Regional Campus-Kent State Univ.	63
East Los Angeles College-Los Angeles Comm. Col. Sys.	9
East Stroudsburg University of Pennsylvania	68
Eastern Campus-Cuyahoga Comm. Col. District	62
Eastern Campus (Riverhead)-Suffolk County Comm. Col.	61
Eastern Campus-Wayne Co. Comm. Col.	40
Eastern Connecticut State Univ.-Conn. State Univ. Sys.	18
Eastern Illinois Univ.-Illinois Bd. of Governors	25
Eastern Iowa Community College District IX	28
Eastern Maine Technical College-Maine Tech. Col. Sys.	32
Eastern Michigan University	36
Eastern Oregon State College	147
Eastern Washington University	73, 136
Eau Claire Campus-Chippewa Valley Tech. Col.	76
Ecole de technologie superieur	109
Edinboro University of Pennsylvania	68
Edison Community College	21
Edison State College	62
Edmonds Community College	73
Educational Cultural Complex Campus Center-San Diego Comm. Col. Adult Ed. Sys.	12
Edward Waters College	21
Eissey Campus-Palm Beach Comm. Col.	21
El Camino Community College	7
Elgin Community College	24
Elizabeth Campus-Union County College	51
Elkhorn Valley Campus-Metropolitan Comm. Col.	45
Emerson College	34
Empire State College-SUNY	60
Endicott College	34
Erie Community College	55
Essex County College	49
Everett Community College	73
Evergreen Valley College-San Jose C. C. District	13
Faculte de medecine de l'Universite de Sherbrooke	109

INDEX (Cont.)

Institution	Page No.
Faculte des Sciences appliquees de l'Univ. de Sherbrooke	109
Fairleigh Dickinson University	131, 132
Fanshawe Community College-Ontario	105
Farmingdale Agricultural & Technical Coll.-SUNY	59
Fashion Institute of Technology	55, 93
Feather River Community College	7
Fergus Falls Comm. Col.-Minnesota Comm. Col. Sys.	41
Ferris State University	36
Finger Lakes Community College	55
Fitchburg State College-Mass. State Colleges	35, 91
Flathead Valley Comm. Col.	44, 92
Flint Campus-University of Michigan	99
Florida Agric. & Mech. Univ.-State Univ. Sys. of Florida	22
Florida Atlantic University-State Univ. Sys. of Florida	22
Florida Gulf Coast Univ.-State Univ. Sys. of Florida	22
Florida Int'l Univ.-State Univ. System of Florida	22
Florida Junior College	143
Florida Keys Community College	143
Florida Memorial College	131, 132
Florida State University-State Univ. Sys. of Florida	22
Florissant Valley Campus-St. Louis Comm. Col.	44
Fond du Lac Campus-Moraine Park Tech. Inst.	78
Fond du Lac Tribal and Comm. Col.-Minn. Comm. Col. Sys.	41
Foothill College-Foothill-DeAnza Comm. Col. District	7
Foothill-DeAnza Community College District	7
Fordham University	146
Forest Park Campus-St. Louis Comm. Col.	44
Fort Omaha Campus-Metropolitan Comm. Col.	46
Fort Scott Community College	30
Fort Steilacoom Campus-Pierce College	74
Fox Valley Technical College	76
Fox Valley Tech. Institute-Appleton	77
Fox Valley Tech. Institute-Oshkosh	77
Framingham State College-Mass. State Cols.	35, 91
Franklin Pierce College	47
Fraser Campus-Macomb Community College	38
Fredonia State College-SUNY	60
Fremont Campus-Metropolitan Comm. Col.	46
Fresno-California State Univ.	4
Fresno City College-State Center Comm. Col. District	15, 88
Frontier Community College-Illinois Eastern Comm. Col.	25
Fullerton-California State Univ.	4
Fullerton College-North Orange County Comm. Col.	10

INDEX (Cont.)

Institution	Page No.
Fulton-Montgomery Community College	55
Garden City Community College	31
Gateway Aviation Center-Kenosha	77
Gateway Comm.-Tech. Col.-Conn. Comm. & Tech. Col. Sys.	17, 89
Gateway Technical College	77
Gateway Tech.-Elkhorn	77
Gateway Tech.-Kenosha	77
Gateway Tech.-Racine	77
Gavilan Community College	7
Geauga Regional Campus-Kent State Univ.	63
Genesee Community College	55
Geneseo State College-SUNY	60
George Brown Community College-Ontario	105
Georgian Community College-Ontario	105
Germantown Campus-Montgomery Col.	33
Gig Harbor Center-Tacoma Comm. Col.	75
Glade Campus-Palm Beach Community College	22
Glendale Community College	8
Glen Oaks Community College	37
Gloucester County College	49
Goddard College	131
Gogebic Community College	37
Golden West Comm. Col.-Coast Comm. Col. Dist.	6, 88
Governors State Univ.-Illinois Bd. of Governors	24
Graduate School & University Center-CUNY	53
Graduate School of Biomedical Sciences-Univ. of Med. & Dent. of NJ	51
Grand Island-Region 2-Central Comm. Col.	45
Grand Rapids Campus-Western Michigan Univ.	40
Grand Rapids Community College	37
Grand Valley State Colleges	144
Granite City Campus-Belleville Area College	23
Green Bay Campus-Northeast Wisconsin Tech. Inst.	79
Green River Community College	73, 136
Greenfield Comm. Col.-Massachusetts Comm. Col. Sys.	34, 90
Grossmont College-Grossmont/Cuyamaca Comm. Col. Dist.	8
Grossmont/Cuyamaca Community College District	8
Hamline University	145
Harbor Campus-Baltimore City Comm. Col.	33
Hartford Campus-Univ. of Connecticut	19
Hartnell Community College	8

INDEX (Cont.)

Institution	Page No.
Hastings-Region 3-Central Comm. Col.	45
Hawaii Community College-University of Hawaii	23
Hawkeye Community College	28
Hayward-California State Univ.	5
Hearst University-Ontario	105
Hennepin Technical College-Minn. Tech. Cols.	43
Henry Ford Community College	37
Herkimer County Community College	55
Hibbing Community College-Minnesota Comm. Col. Sys.	41
Highland Community College	24, 89
Highland Lakes Campus-Oakland Comm. Col.	39
Highland Park Community College	37
Highline Community College	74
Hillsborough Community College	21
Hocking Technical College	62
Hofstra University	56
Holyoke Community College-Mass. Comm. Col. Sys.	34, 90, 144
Honolulu Community College-Univ. of Hawaii	23
Hostos Community College-CUNY	53
Housatonic Regional Comm. Col.-Conn. & Tech. Comm. Col. Sys.	17
Hudson County Community College	49
Hudson Valley Community College	56
Humber Community College-Ontario	105
Humboldt State University-California State Univ.	5
Hunter College-CUNY	53
Hutchinson Community College	31
Hutchinson-Willmar Technical College-Minn. Tech. Cols.	43
Illinois Board of Governors Universities	25
Illinois Central College	25
Illinois Eastern Community Colleges	25
Illinois State University	143
Illinois Valley Community College	25
Imperial Valley College	8, 142
Independence Community College	31
Indian River Community College	21
Indian Valley Campus-College of Marin	6
Indiana University of Pennsylvania	68
Institut Armand Frappier-Quebec	108
Institut National de la Recherche Scientifique-Quebec	108
Institute of Technology at Utica/Rome-SUNY	60
Inver Hills Community Col.-Minnesota Comm. Col. Sys.	41
Iowa Central Community College	28

INDEX (Cont.)

Institution	Page No.
Iowa City Campus-Kirkwood Comm. Col.	29
Iowa Lakes Community College	28
Iowa Western Community College	29
Irvine Campus-University of California	15
Irving Valley College-Saddleback Comm. Col. District	11
Itasca Community College-Minnesota Comm. Col. Sys.	41
Ithaca College	131, 132, 146
Jackson Community College	37
Jacksonville University	143
Jamestown Campus-Jamestown Comm. Col.	56
Jamestown College	131
Jamestown Community College	56
Jefferson Community College	56
Jefferson Technical College	62
Jersey City State College-New Jersey State Col. Sys.	49, 92
John A. Logan College	25
John Jay College of Criminal Justice-CUNY	53
Johnson County Community College	31
Johnson State College-Vermont State College	72, 95
Joliet Junior College	25
Kalamazoo (Main) Campus-Western Michigan Univ.	41
Kalamazoo Valley Community College	37, 114
Kankakee Community College	25
Kansas City Kansas Community College	31
Kapiolani Community College-Univ. of Hawaii	23
Kaskaskia College	26
Kauai Community College-Univ. of Hawaii	23
Kean College of New Jersey-New Jersey State Col. Sys.	49, 92
Kearny Mesa Campus Cntr.-San Diego Comm. Col. Adult Ed. Sys.	12
Keene State College	47
Kellogg Community College	37
Kendall College of Art and Design	37
Kendall School of Design	132
Kennebec Valley Tech. College-Maine Tech. Col. Sys.	32
Kennedy-King College-City Colleges of Chicago	24
Kent State University	62, 114
Kentfield Campus-College of Marin	6
Kern Community College District	8
King's College	147

INDEX (Cont.)

Institution	Page No.
King's College-Ontario	105
Kings River Comm. Col.-St. Center Comm. Col. Dist.	15, 88
Kingsborough Community College-CUNY	53
Kingston Campus-Univ. of Rhode Island	71
Kirkwood Community College	29
Kirtland Community College	38
Kishwaukee Community College	26
Kutztown University of Pennsylvania	68
La Cite Collegiate-Ontario	106
Labette Community College	31
Laboure College	34
Lackawanna Junior College	67
LaGuardia Community College-CUNY	53
Lake Land College	26
Lake Superior State University	38
Lake Washington Tech. College	74
Lakehead University-Ontario	106
Lakeland Community College	63
Lakes Superior College-Minn. Tech. Cols.	43
Lakeshore Technical College	77
Lakewood Community College-Minnesota Comm. Col. Sys.	41
Lambton Community College-Ontario	106
Lane Community College	65
Laney College-Peralta Comm. Col. District	11
Lansing Campus-Western Michigan Univ.	41
Lansing Community College	38, 131
Lapeer Campus-Mott Community College	38
Las Positas College	5
Lasell Junior College	144
Lassen Community College	8
Laurentian University-Ontario	106
Lawrence Institute of Technology	145
Leeward Community College-Univ. of Hawaii	23
Lehigh Carbon Community College	67
Lehman College-CUNY	53
Leicester College-Becker College	33
Lewis and Clark College	132
Lewis and Clark Community College	26
Lewis University	131, 132
Liberal Arts Campus-Long Beach City College	8
Liberty Campus-Baltimore City Comm. Col.	33
Lincoln Campus-Comm. Col. of Rhode Island	70

INDEX (Cont.)

Institution	Page No.
Lincoln Campus-Flathead Valley Comm. Col.	44, 92
Lincoln Campus-Southeast Comm. Col.	46
Lincoln Land Community College	26
Lincoln Trail College-Illinois Eastern Comm. Col.	25
Lincoln University	67
Linn-Benton Community College	65
Livingstone College	132
Lock Haven University of Pennsylvania	69
Long Beach-California State Univ.	5
Long Beach City College	8
Long Island Campus-Cornell University ILR	54, 93
Long Island University	56, 93, 137
Long Island University-Brooklyn	56, 93, 132
Long Island University-College of Pharmacy	56, 132
Long Island University-C.W. Post	56, 93, 132
Long Island University-Southampton Center	57, 132
Loraine County Community College	147
Loretto Heights College	132, 134
Los Angeles-California State Univ.	5
Los Angeles Campus-Univ. of California	15
Los Angeles City College-Los Angeles Comm. Col. Sys.	9
Los Angeles Community College System	9
Los Angeles Harbor College-Los Angeles Comm. Col. Sys.	9
Los Angeles Mission College-Los Angeles Comm. Col. Sys.	9
Los Angeles Pierce College-Los Angeles Comm. Col. Sys.	9
Los Angeles Southwest College-Los Angeles Comm. Col. Sys.	9
Los Angeles Trade-Tech. College-Los Angeles Comm. Col. Sys.	9
Los Angeles Valley College-Los Angeles Comm. Col. Sys.	9
Los Medanos College-Contra Costa Col. Dist.	7
Los Rios Community College System	9
Lowell Campus-Univ. of Mass.	35
Lower Columbia College	74
Loyalist Community College-Ontario	106
Luzerne County Community College	67
Lyndon State College-Vermont State Col.	72, 95
Macomb Community College	38
Madison Area Technical College-Commercial Ave.	77
Madison Area Technical College District	77
Madison Area Technical College-Downtown	77
Madison Area Technical College-Fort Atkinson	77
Madison Area Technical College-Portage	77
Madison Area Technical College-Reedsburg	77

INDEX (Cont.)

Institution	Page No.
Madison Area Technical College-Truax	77
Madison Area Technical College-Watertown	77
Main Campus-Carl Sandburg College	24
Main Campus-Cranford-Union County Col.	51
Main Campus-Flathead Valley Comm. Col.	44, 92
Main Campus-Hawkeye Comm. Col.	28
Main Campus-Henry Ford Comm. Col.	37
Main Campus-Kent State Univ.	63
Main Campus-Labette Comm. Col.	31
Main Campus-Mott Comm. Col.	38
Main Campus-North Central Technical Col.	78
Main Campus-Penn Col. of Tech.	68
Main Campus-Univ. of Cincinnati	64
Main Campus-Walla Walla Comm. Col.	75
Maine Maritime Academy	32, 137, 144
Maine Technical College System	32
Malcolm X College-City Cols. of Chicago	24
Malone Campus-North Country Comm. Col.	58
Manchester Comm. Col.-Connecticut Comm. Col. Sys.	17
Manhattan College	146
Mankato State University-Minnesota State Univ. Sys.	42
Mansfield University of Pennsylvania	69
Maricopa County Community College	3
Marinette Campus-Northeast Wisconsin Tech. Inst.	79
Maritime College at Fort Schuyler-SUNY	60
Marshfield Campus-Mid-State Tech. Col.	78
Marymount College	57
Marymount University	131, 132
Massachusetts Bay Comm. Col.-Mass. Comm. Col. Sys.	34, 90
Massachusetts College of Art-Mass. St. Cols.	35, 91
Massachusetts Community College System	34, 90
Massachusetts Maritime Academy-Mass. St. Cols.	35, 144
Massachusetts State Colleges	34, 91
Massasoit Community College-Mass. Comm. Col. Sys.	34, 90
Maui Community College-Univ. of Hawaii	23
McCook Campus-Mid-Plains Comm. Col. Area	46
McGill University	109
McHenry County College	26
Medgar Evers College-CUNY	53
Melbourne Campus-Brevard Comm. Col.	20
Memorial University-Newfoundland	103
Mendocino College	9, 142
Menomonie Campus-Chippewa Valley Tech. Col.	76

INDEX (Cont.)

Institution	Page No.
Menomonie Falls Campus-Waukesha County Tech. Col.	79
Meramec Campus-St. Louis Comm. Col.	44
Merced College	9
Mercer County Community College	49
Merrimack College	144
Merritt College-Peralta Comm. Col. District	11
Mesabi Community College-Minnesota Comm. Col. Sys.	41
Metro Campus-Hawkeye Comm. Col.	28
Metropolitan Campus-Cuyahoga Comm. Col. District	62
Metropolitan Community College	45
Metropolitan State Univ.-Minnesota State Univ. Sys.	42
Miami Dade Junior College	143
Miami University	147
Michigan State University	145
Michigan Technical College	145
Mid-City Campus Center-San Diego Comm. Col. Adult Ed. Sys.	12
Middlefield College-Foothill-DeAnza Comm. Col. Dist.	7
Middlesex Comm. Col.-Conn. Comm. & Tech. Col. Sys.	17
Middlesex Comm. Col.-Mass. Comm. Col. Sys.	34, 90
Middlesex County College	49
Mid-Michigan Community College	38
Mid-Plains Campus-Mid-Plains Comm. Col.	46
Mid-Plains Community College Area	46
Mid-Plains Voc. Tech.-Mid-Plains Comm. Col. Area	46
Mid-State Technical College	78
Miles Community College	45
Milford Campus-Southeast Comm. Col.	46
Millersville University of Pennsylvania	69
Milton Campus-Pensacola Junior Col.	22
Milton College	132, 134
Milwaukee Area Technical College	78, 95
Milwaukee Campus-Milwaukee Area Tech. Col.	78
Minneapolis Community College-Minn. Comm. Col. Sys.	41
Minneapolis Technical College-Minn. Tech. Cols.	43
Minnesota Community College System-Minn. State Cols. & Univs.	41
Minnesota Riverland Tech. Col.-Minn. Tech. Cols.	43
Minnesota State Colleges and Universities	41
Minnesota State University System	42
Minnesota Technical Colleges	42, 136
Miramar Campus Cntr.-San Diego Comm. Col. Adult Ed. Sys.	12
Mission Bay Campus-San Diego Comm. Col. Adult Ed. Sys.	12
Mission College-West Valley Mission Comm. Col. District	16
Mitchell College	18

INDEX (Cont.)

Institution	Page No.
Modesto Junior College-Yosemite Comm. Col. District	16
Mohawk Community College-Ontario	106
Mohawk Valley Community College	57
Monmouth University	49
Monroe Community College	57
Monroe County Community College	38
Montana State University	145
Montana State University-Billings	45, 136
Montcalm Community College	38
Montclair University-New Jersey State Col. Sys.	50, 92
Montefiore Hospital/Medical Center-N.Y.	132, 146
Monterey Peninsula Community College	10
Montgomery College	33
Montgomery County Community College	67
Moon Township Campus-Robert Morris College	69
Moore College of Art and Design	68
Moorhead State University-Minnesota State Univ. Sys.	42
Moorpark College-Ventura County Comm. Col. District	16
Moraine Park Technical College	78
Moraine Valley Community College	26
Morrisville Agricultural & Technical College-SUNY	59
Morton College	26
Mott Community College	38
Mount Allison University-New Brunswick	103, 132
Mount Hood Community College	65, 94
Mount San Antonio College	10
Mount San Jacinto College	10
Mount St. Vincent University-Nova Scotia	103
Mount Vernon Campus-Skagit Valley College	75
Mount Vernon College	131, 132
Mount Wachusett Comm. Col.-Mass. Comm. Col. Sys.	34, 90
Mueller Center-Indian River Comm. Col.	21
Muscatin Comm. Col.-Eastern Iowa Comm. Col. Dist. IX	28
Muskegon Campus-Western Michigan Univ.	41
Muskegon Community College	39
Msil-Akita, Japan-Minn. State Univ. System	42
Napa Valley College	10
Narragansett Bay Campus-Univ. of Rhode Island	71
Nassau Community College	57, 93
Nasson College	132, 134
Nathaniel Hawthorne College	146
National College of Business	134

INDEX (Cont.)

Institution	Page No.
Naugatuck Valley Comm-Tech Col-CT Comm & Tech Col Sys.	17, 89
Navajo Campus Center-San Diego Comm. Col. Adult Ed. Sys.	12
Nebraska State Colleges	46
New Brunswick Campus-Rutgers State Univ. of NJ	50, 92, 99
New England College	131
New England Conservatory of Music	144
New Hampshire College	48
New Jersey Dental School-Univ. of Med. & Dent. of N.J.	51
New Jersey Institute of Technology	49
New Jersey Medical School-Univ. of Med. & Dent. of N.J.	51
New Jersey School of Osteopathic Medicine-Univ. of Med. and Dent. of N.J.	51
New Jersey State College System	49, 92
New Mexico Comm. Col.	52
New Paltz State College-SUNY	60
New Richmond Campus-Wisconsin Indianhead VTAE District	79
New York City Campus-Cornell University ILR	54, 93
New York City Campus-New York Inst. of Tech.	57
New York City Technical College-CUNY	53
New York Institute of Technology	57
New York Medical College	132, 146
New York University	146
New York University Law School	57
Newark Campus-Essex County Col.	49
Newark Campus-Rutgers State Univ. of New Jersey	50, 92, 99
Newton Campus-Des Moines Area Comm. College	28
Niagara Community College-Ontario	106
Niagara County Community College	58
Niagara University	58
Nicolet Area Technical College	78
Nipissing Univ. College	106
Normandale Community College-Minn. Comm. Col. Sys.	42
North Adams State College-Massachusetts St. Cols.	35
North Campus-Broward Comm. Col.	20
North Campus-Comm. Col. of Allegheny County	67
North Campus-Erie Comm. Col.	55
North Campus-Iowa Lakes Comm. Col.	28
North Campus-Milwaukee Area Tech. Col.	78
North Campus-Penn. Col. of Tech.	68
North Campus-Seattle Comm. Col. District VI	75
North Campus-Southeastern Comm. Col.	29
North Campus-Southern State Comm. Col.	63
North Campus-Wenatchee Valley Col.	76

INDEX (Cont.)

Institution	Page No.
North Central Michigan College	39
North Central Technical College	78
North Country Community College	58
North Country Extension Center-Jamestown Comm. Col.	56
North Hennepin Comm. Col.-Minnesota Comm. Col. Sys.	41
North Orange County Community College	10, 142
North Shore Community College-Mass. Comm. Col. Sys.	34, 91
Northampton Community College	68
Northeast Community College	46
Northeast Iowa Community College (Area I)	29
Northeast Wisconsin Tech. College	79
Northeastern Illinois Univ.-Ill. Bd. of Governors	25
Northeastern University	144
Northern Community College-Ontario	106
Northern Essex Comm. Col.-Mass. Comm. Col. Sys.	34, 91
Northern Illinois University	26, 143
Northern Maine Tech. Col.-Maine Tech. Col. Sys.	32
Northern Michigan University	39, 145
Northern Montana College	45
Northern State Univ.-South Dakota Bd. of Reg. Sys.	71
Northland College	148
Northland College-Minn. Tech. Cols.	43
Northland Comm. Col.-Minnesota Comm. Col. Sys.	42
Northridge-California State Univ.	5
Northwest Iowa Community College (Area IV)	29
Northwest Technical College	63
Northwest Technical College-Minn. Tech. Cols.	43
Northwestern Conn. Comm. Col.-Conn. Comm. & Tech. Col. Sys.	17
Northwestern Campus-Wayne County Comm. Col.	40
Norwalk Community College-Conn. Comm. & Tech. Col. Sys.	17, 89
Nova Scotia College of Art and Design	103
Oakland Community College	39
Oakland University	39
Oakton Community College	26, 89
Oberlin College	147
Ocean County College	50
Ohio Northern University	131, 132
Ohio University	147
Ohlone College	10
Okaloosa-Walton Junior College	143
Old Westbury-New York Inst. of Tech.	57
Old Westbury State College-SUNY	60

INDEX (Cont.)

Institution	Page No.
Olive-Harvey College-City Cols. of Chicago	24
Olney Central College-Illinois Eastern Comm. Col.	25
Olympic College	74
Oneonta State College-SUNY	60
Onondaga Community College	58
Ontario Institute for Studies in Education	106
Open Campus-Portland Community College	65, 94
Orange Coast Comm. Col.-Coast Comm. Col. Dist.	6, 88
Orange County Community College	58
Orchard Ridge Campus-Oakland Comm. Col.	39
Oregon College of Education	147
Oregon Institute of Technology	147
Oregon State University	147
Oswego Campus-Labette Comm. Col.	31
Oswego State College-SUNY	60
Owens Community College	63
Oxnard College-Ventura County Comm. Col. District	16
Pace University	146
Pacific Coast Campus-Long Beach City Col.	8
Palm Bay Center-Brevard Comm. Col.	20
Palm Beach Community College	21
Palo Verde College	10
Park College	44
Parkland College	26, 114
Parsons School of Design	132, 146
Pasadena City College	10, 142
Passaic County Community College	50
Paul Smith College	146
Peirce College	68
Peninsula College	74, 114
Pennsylvania College of Technology	68
Pennsylvania State System of Higher Education	68
Pennsylvania State University	147
Pensacola Campus-Pensacola Junior Col.	22
Pensacola Junior College	21, 143
Peosta Campus-Northeast Iowa Comm. Col.	29
Peralta Community College District	10
Peru State College-Nebraska State Col.	46
Pewaukee (Main Campus)-Waukesha County Tech. Col.	79
Philadelphia Campus-Temple Univ.	69
Philadelphia College of Art	147
Pierce College	74

INDEX (Cont.)

Institution	Page No.
Pima County Community College District	3
Pine Technical College-Minn. Tech. Cols.	43
Pittsburg State University	31
Pittsburgh Campus-Robert Morris Col.	69
Plainfield Campus-Union County Col.	49
Plant City Campus-Hillsborough Comm. Col.	21
Plattsburgh State College-SUNY	60
Plymouth Campus-Univ. Sys. of New Hampshire	146
Point Loma Campus-San Diego C.C. Adult Ed. Sys.	12
Point Park College	147
Polk Community College	143
Polytechnic Institute of New York	131, 132
Pomona-California State Polytechnic University-CSU	4
Port St. Lucie/St. Lucie West Centers-Indian River Comm. Col.	21
Porterville College-Kern Comm. Col. District	8
Portland Community College	65, 94
Portland State University	65, 94
Potsdam State College-SUNY	60
Prairie State College	27
Pratt Community College	32
Pratt Institute	58, 132
Pratt Manhattan Center-Pratt Inst.	58
Prince William Sound Community College	3
Providence Branch-Roger Williams Univ.	71
Providence Campus-Comm. Col. of Rhode Island	70
Puerto Rico Junior College	132
Purchase State College-SUNY	60
Puyallup Campus-Pierce College	74
Quad Campus-Black Hawk Comm. Col.	23
Queens Campus-St. John's Univ.	59
Queens College-CUNY	53
Queensborough Community College-CUNY	53
Quinebaug Valley Comm. Col.-Conn. Comm. & Tech. Col. Sys.	17
Quinnipiac College	18
Quinsigamond Comm. Col.-Mass. Comm. Col. Sys.	34, 91, 144
Rainy River Community College-Minn. Comm. Col. Sys.	42
Ramapo Col. of New Jersey-New Jersey State Col. Sys.	50, 92
Rancho Santiago Community College District	11, 88
Randolph-Macon College	148
Range Technical College-Minn. Tech. Cols.	43
Raritan Valley Community College	50

INDEX (Cont.)

Institution	Page No.
Raymond Walters College-Univ. of Cincinnati	64
Reading Area Community College	69
Red Bud Campus-Belleville Area Col.	23
Red Oak-Southwestern Comm. Col.	30
Red Wing-Winona Tech. Col.-Minn. Tech. Cols.	43
Regis University	17
Rend Lake College	27
Rensselaer Polytechnic Institute	146
Renton Technical College	74
Rhode Island College	70
Rhode Island School of Design	70, 94, 148
Rice Lake Campus-Wisconsin Indianhead VTAE Dist.	79
Richard J. Daley College-City Cols. of Chicago	24
Richland Community College	27
Ricker College	144
Rider College	50
Rio Grande College	133
Rio Hondo Community College	11
River Falls Campus-Chippewa Valley Tech. Col.	76
Riverside Campus-Univ. of California	15
Riverside Community College District	11
Robert Morris College	69
Robert Wood Johnson Medical School-Univ. of Med. & Dent. of New Jersey	51
Rochester Community College-Minnesota Comm. Col. Sys.	42
Rock Creek Campus-Portland Comm. Col.	65, 94
Rockland Community College	59, 93
Rockville Campus-Montgomery Col.	33
Roger Williams University	71
Rogue Community College	66
Rome Campus-Mohawk Valley Comm. Col.	57
Rosary Hill College	146
Rowan College of New Jersey-New Jersey State Col. Sys.	50, 92
Roxbury Community College-Mass. Comm. Col. Sys.	34, 91
Royal Oaks Campus-Oakland Comm. Col.	39
Rutgers State University of New Jersey	50, 92, 99, 131
Ryerson Polytechnical Institute-Ontario	106
Sacramento-California State Univ.	5
Sacramento City College-Los Rios Comm. Col. Sys.	9
Saddleback College-Saddleback Comm. Col. District	11
Saddleback Community College District	11
Saginaw Valley State University	39

INDEX (Cont.)

Institution	Page No.
Saint-Boniface-Manitoba	102
Saint Cloud State Univ.-Minnesota State Univ. Sys.	42
Saint Joseph College-Maine	133
Saint Joseph's College-New York	146
Saint Leo College	22
Saint Louis Community College	44
Saint-Louis Maillet-New Brunswick	103
Saint Mary's University-Nova Scotia	104
Saint Theresa College	145
Salem Community College	51
Salem College	131, 133
Salem Regional Campus-Kent State Univ.	63
Salem State College-Massachusetts State Cols.	35, 91
San Bernardino-California State Univ.	5
San Bernardino Community College District	11
San Bernardino Valley College-San Bernardino Comm. Col.	12
San Diego Campus-Univ. of California	15
San Diego City College-San Diego Comm. Cols.	12
San Diego Community College Adult Ed. Sys.	12
San Diego Community Colleges	12
San Diego Mesa College-San Diego Comm. Cols.	12
San Diego Miramar College-San Diego Comm. Cols.	12
San Diego State University-California State Univ.	5
San Francisco Art Institute	12
San Francisco Campus-Univ. of California	15
San Francisco Community College	13
San Francisco State University-California State Univ.	5
San Joaquin Delta College	13
San Jose City College-San Jose Evergreen Comm. Col. District	13
San Jose/Evergreen Community College District	13
San Jose State University-California State Univ.	5
San Luis Obispo-California State Polytechnic Univ.-CSU	5
San Marcos-California State Univ.	5
San Mateo County Community College District	13
San Ysidro Education Center-Southwestern Comm. Col. Dist.	14
Sangamon State University (See U. of Ill. at Springfield)	27
Santa Barbara Campus-Univ. of California	15
Santa Barbara City College	13
Santa Clarita Community College District	13
Santa Cruz Campus-Univ. of California	15
Santa Fe Community College	143
Santa Monica Community College	14
Santa Rosa Junior College	14, 88

INDEX (Cont.)

Institution	Page No.
Saranac Lake Campus-North Country Comm. Col.	58
Satellite-Antigo Campus-North Central Tech. Col.	78
Sauk Valley Community College	27
Sault Community College-Ontario	107
Schenectady County Community College	59
Schoolcraft College	40
School of Osteopathic Medicine-Univ. of Med. & Dent. of New Jersey	51
Scott Community College-Eastern Iowa Comm. Col. District IX	28
Scottsbluff Campus-Western Nebraska Comm. Col.	47
Seattle Community College District VI	75
Seattle University	133, 148
Selden Campus-Suffolk County Comm. Col.	61
Seneca Community College-Ontario	107
Seton Hall University	131, 133
Seton Hill College	147
Shasta College	14
Shaw College at Detroit	134
Shawnee Community College	27
Shawnee University	63
Sheridan Community College-Ontario	107
Shippagan-New Brunswick	103
Shippensburg University of Pennsylvania	69
Shoreline Community College	75
Sierra Joint Community College District	14
Simon Fraser University	110
Simon's Rock College of Bard	133
Sir Sandford Fleming Community College-Ontario	107
Skagit Valley College	75
Skyline College-San Mateo County Comm. Col. District	13
Slippery Rock University of Pennsylvania	69
Solano Community College	14
Somerset County College (See Raritan Valley C. C.)	146
Sonoma State University-California State Univ.	5
South Campus-Broward Comm. Col.	20
South Campus-Comm. Col. of Allegheny County	67
South Campus-Erie Comm. Col.	55
South Campus-Iowa Lakes Comm. Col.	28
South Campus-Macomb Comm. Col.	38
South Campus-Metropolitan Comm. Col.	46
South Campus-Milwaukee Area Tech. Col.	78
South Campus-Palm Beach Comm. Col.	22

INDEX (Cont.)

Institution	Page No.
South Campus-Seattle Comm. Col. District VI	75
South Campus-Southeastern Comm. Col.	29
South Campus-Southern State Comm. Col.	63
South Central Technical College-Minn. Tech. Cols.	43
South Dakota Board of Regents System	71
South Dakota School of Mines & Technology	71
South Dakota State University	71
South Puget Sound Community College	75
South Suburban College	27
Southeast Community College	46
Southeastern Campus-Univ. of Connecticut	19
Southeastern Community College	29
Southeastern Illinois College	27
Southern Conn. State Univ.-Conn. State Univ. Sys.	18
Southern Illinois University-Carbondale	143
Southern Illinois University-Edwardsville	143
Southern Lakes Campus-Mott Comm. Col.	38
Southern Maine Technical College-Maine Tech. Col. Sys.	32
Southern Oregon State College	66, 133
Southern State Community College	63
Southfield Campus-Oakland Comm. Col.	39
Southwest State University-Minnesota State Univ. Sys.	42
Southwest Wisconsin Technical College	79
Southwestern College-Southwestern Comm. Col. District	14
Southwestern Community College	30
Southwestern Community College District	14
Southwestern Michigan College	131
Southwestern Oregon Community College	66
Southwestern Technical College-Minn. Tech. Cols.	43
Spokane Community College-Comm. Colleges of Spokane	73
Spokane Falls Comm. Col.-Comm. Colleges of Spokane	73
Spoon River College	27
Springfield Technical Community College-Massachusetts Comm. Col. Sys.	34, 91, 144
St. Charles County Community College	44
St. Clair Community College-Ontario	106
St. Clair County Community College	40
St. Cloud Technical College-Minn. Tech. Cols.	43
St. Francis Xavier University-Nova Scotia	104
St. John's University	59
St. Lawrence Community College-Ontario	106
St. Paul Technical College-Minn. Tech. Cols.	43
St. Petersburg Junior College	143

INDEX (Cont.)

Institution	Page No.
St. Thomas More College-Saskatchewan	109
St. Thomas University	133, 143
St. Thomas University-New Brunswick	103
Stamford Campus-Univ. of Connecticut	19
Stanislaus-California State Univ.	5
Stark County Regional Campus-Kent State Univ.	63
State Center Community College District	14, 88
State Community College of East St. Louis	27
State University of Florida System	22
State University of New York (SUNY)	59, 99
Staten Island Campus-St. John's Univ.	59
Stephens College	131, 146
Stephens Institute/Academy of Art College	133
Stevens Institute of Technology	131, 133
Stevens Point Campus-Mid-State Tech. Col.	78
Stockton State College-New Jersey State Col. Sys.	50, 92
Stony Brook State University-SUNY	60
Storrs Campus-Univ. of Connecticut	19
Sturgeon Bay Campus-Northeast Wisconsin Tech. Inst.	79
Suffolk County Community College	61
Sullivan County Community College	61
Sunnyvale College-Foothill-DeAnza Comm. Col. District	7
Superior Campus-Wisconsin Indianhead VTAE District	79
Sussex County Community College	51
Sylvania Campus-Portland Comm. Col.	65, 94
Syracuse Health Science Center-SUNY	60
Syracuse University	146
Tacoma Community College	75
Taft College	15
Takoma Park Campus-Montgomery College	33
Taylor Business Institute	61
Technical University of Nova Scotia	104
Teikyo Post University	19
Tele-Universite	109
Temple University	69
Temple University Law School	69
Terra Technical College	63
Thaddeus Stevens State School of Technology	69
Thiel College	131, 133
Thomas A. Edison State Col.-New Jersey State Col. Sys.	50, 92
Three Rivers Comm.-Tech Sys-Conn Comm & Tech Col Sys.	17, 89
Ticonderoga Campus-North Country Comm. Col.	58

INDEX (Cont.)

Institution	Page No.
Titusville Campus-Brevard Comm. Col.	20
Tompkins-Cortland Community College	61
Torrington Campus-Univ. of Connecticut	19
Towson State University	33
Treasure Valley Community College	66, 147
Trent University-Ontario	107
Trenton State College-New Jersey State Col. Sys.	50, 92
Triton College	27
Trocaire College	61
Truckee Meadows Comm. Col.	47
Truman College-City Cols. of Chicago	24
Trumbull Regional Campus-Kent State Univ.	63
Tunxis Comm. Col.-Connecticut Comm. & Tech. Col. Sys.	17
Tuscarawas Regional Campus-Kent State Univ.	63
Tusculum College	148
Twin Cities Campus-Univ. of Minnesota	145
Tyler School of Art Campus-Temple Univ.	69
UH-Hilo Campus-Univ. of Hawaii	23
UH-Manoa Campus-Univ. of Hawaii	23
UH-West Oahu Campus-Univ. of Hawaii	23
Ulster County Community College	61
Umpqua Community College	147
Union County College	51
Universite de Moncton-New Brunswick	102
Universite de Montreal-Quebec	108
Universite de Sherbrooke-Quebec	108
Universite du Quebec a Chicoutimi	108
Universite du Quebec a Hull	108
Universite du Quebec a Montreal	108
Universite du Quebec a Rimouski	108
Universite du Quebec a Trois-Rivieres	108
Universite du Quebec en AbitibiTemiscamingue	108
Universite Laval-Quebec	108
Universite Sainte-Anne-Nova Scotia	104
University Central De Bayamon	133
University College of Cape Breton-Nova Scotia	104
University of Alaska	3, 133, 142
University of Alberta	102
University of Albuquerque	131, 133
University of Athabasca-Alberta	102
University of British Columbia	110
University of Calgary-Alberta	102

INDEX (Cont.)

Institution	Page No.
University of California	15
University of California-Berkeley	98, 142
University of California-Los Angeles	142
University of California-Professional Scientists & Engineers of the Lawrence Livermore National Labs	142
University of California-Santa Cruz	15
University of Central Florida-State Univ. Sys. of Florida	22
University of Cincinnati	64
University of Colorado	142
University of Connecticut	19
University of Delaware	19
University of Detroit Mercy	40, 145
University of the District of Columbia	20
University of Dubuque	131, 133
University of Dubuque Seminary	131
University of Evansville	144
University of Florida-State Univ. Sys. of Florida	22, 98
University of Florida-Gainesville	143
University of Florida-Institute of Food & Agricultural Science	143
University of Guam	80
University of Guelph	110
University of Hawaii	23
University of Illinois at Springfield	27
University of Kansas	98, 144
University of Lethbridge-Alberta	102
University of Maine	32, 90
University of Maine System	32, 90
University of Maine-Augusta	32, 90
University of Maine-Farmington	32, 90
University of Maine-Fort Kent	32, 90
University of Maine-Machias	32, 90
University of Maine-Presque Isle	32
University of Manitoba	102
University of Massachusetts	35, 91, 98
University of Medicine & Dentistry of New Jersey	51
University of Miami-Coral Gables	143
University of Michigan Teaching Assistants	99
University of Minnesota	44, 145
University of Montana	45, 145
University of Nebraska	47
University of Nebraska College of Dentistry	146
University of Nebraska-Kearney	47

INDEX (Cont.)

Institution	Page No.
University of Nebraska-Lincoln	146
University of Nebraska-Lincoln (Law)	47
University of Nebraska-Omaha	47
University of New Brunswick	103
University of New Hampshire	48
University of New Haven	131, 133
University of North Florida-State Univ. Sys. of Florida	22
University of Northern Iowa	30
University of Oregon	99, 147
University of Ottawa-Ontario	107
University of Pittsburgh	133, 147
University of Pittsburgh Health Professional Schools	147
University of Pittsburgh Law School	147
University of Pittsburgh Medical School	70
University of Prince Edward Island	110
University of Regina-Saskatchewan	109
University of Rhode Island	71
University of Rio Grande	64
University of San Francisco	15, 88
University of San Francisco-Col. of Professional Studies	142
University of San Francisco Law School	16
University of Saskatchewan	109
University of Scranton	70
University of South Dakota-South Dakota Board. of Regents Sys.	71
University of South Dakota-Springfield	134
University of South Florida-State Univ. Sys. of Florida	22, 98
University of Southern Maine-Univ. of Maine Sys.	32, 90
University of Toledo	147
University of Toronto	110
University of Vermont	148
University of West Florida-State Univ. Sys. of Florida	22
University of Windsor-Ontario	107
University of Winnipeg-Manitoba	102
University of Wisconsin-Madison-Teaching Assistants	100
University of Wisconsin-Milwaukee-Teaching Assistants	100
University System of New Hampshire	146
Urban Campus-Des Moines Area Comm. Col.	28
U.S. Coast Guard Academy	19, 137
U.S. Merchant Marine Academy	61, 137
Utica Campus-Mohawk Valley Comm. Col.	57
Utica College of Syracuse University	61
Valdez Campus-Prince William Sound Comm. Col.	3

INDEX (Cont.)

Institution	Page No.
Ventura College-Ventura County Comm. Col. District	16
Ventura County Community College District	16
Vermilion Community College-Minnesota Comm. Col. Sys.	42
Vermont State Colleges	72, 95
Vermont Technical College-Vermont State Cols.	72, 95
Victor Valley College	16
Villa Maria College	146
Villanova University	133, 148
Vista College-Peralta Comm. Col. District	11
W. Alton Jones Campus-Univ. of Rhode Island	71
WA St. Penitentiary Campus-Walla Walla Comm. Col.	76
Wabash Valley College-Illinois Eastern Comm. Col.	25
Wagner College	131, 133
Walla Walla Community College	75
Warren County Community College	51
Warren (PA) Extension Center-Jamestown Comm. Col.	56
Warrington Campus-Pensacola Junior Col.	22
Warwick Campus-Comm. Col. of Rhode Island	70
Waseca Campus-Univ. of Minnesota	134
Washington College-City Colleges of Chicago	24
Washington County Tech. College-Maine Tech. Col. Sys.	32
Washtenaw Community College	40
Waterbury Campus-Univ. of Connecticut	19
Waubonsee Community College	27
Waukesha Campus-Waukesha County Tech. Col.	79
Waukesha County Technical College	79
Wayne County Community College	40
Wayne State College-Nebraska State Cols.	46
Wayne State University	40
Waynesburg College	148
Wenatchee Campus-Wenatchee Valley Col.	76
Wenatchee Valley College	76
Wentworth Institute of Technology	36
Wesleyan University	142
West Bend Campus-Moraine Park Tech. Inst.	78
West Caldwell Campus-Essex County Col.	49
West Campus-Milwaukee Area Tech. Col.	78
West Campus-Pima County Comm. Col.	4
West Chester University of Pennsylvania	69
West Hills College	16
West Los Angeles College-Los Angeles Comm. Col. Sys.	9
West Shore Community College	40

INDEX (Cont.)

Institution	Page No.
West Valley College-West Valley Mission Comm. Col. District	16
West Valley Mission Community College District	16
Westchester Community College	61
Westchester/Rockland Campus-Cornell Univ. ILR	54, 93
Western Campus-Cuyahoga Comm. Col. District	62
Western Campus (Brentwood)-Suffolk County Comm. Col.	61
Western Connecticut State Univ.-Conn. State Univ. Sys.	18
Western Illinois University-Illinois Bd. of Governors	25
Western Iowa Tech Community College	30
Western Michigan University	40
Western Montana College	45
Western Nebraska Community College	47
Western State College	66
Western States Chiropractic College	66
Western Wisconsin Technical College	79
Westfield State College-Massachusetts State Cols.	35, 91
Westmoreland County Community College	70
Whatcom Community College	76
Whidbey Campus-Skagit Valley College	75
Wichita State University	133
Wilberforce University	64, 133
Wilfred Laurier University-Ontario	107
William Paterson College of New Jersey-New Jersey State College System	50, 92
William Rainey Harper College	27, 144
Willmar Community College-Minnesota Comm. Col. Sys.	42
Wilson College	148
Windward Community College-Univ. of Hawaii	23
Winona State University-Minnesota State Univ. Sys.	42
Wisconsin Indianhead VTAE District	79
Wisconsin Rapids Campus-Mid-State Tech. Col.	78
Worcester Campus-Becker Col.	33
Worcester State College-Massachusetts State Cols.	35, 91
Wordsworth Academy	133
Worthington Community College-Minnesota Comm. Col. Sys.	42
Wright College-City Cols. of Chicago	24
Yakima Valley College	76
Ybor Campus-Hillsborough Comm. Col.	21
Yeshiva University	131, 133
York College-CUNY	53
York County Tech. Col.-Maine Tech. Col. Sys.	32

INDEX (Cont.)

Institution	Page No.
York University-Ontario	107
Yosemite Community College District	16
Youngstown State University	64
Yuba Community College	17, 89



**NATIONAL CENTER FOR THE STUDY OF COLLECTIVE BARGAINING
IN HIGHER EDUCATION AND THE PROFESSIONS
PUBLICATIONS, 1973 - 1995**

PROCEEDINGS

Higher Education Collective Bargaining: Back to "CB" Basics. Twenty-Fourth Ann. Conf., 1996
Higher Education Collective Bargaining: Beyond the Boundaries. Twenty-Third Ann. Conf., 1995
Higher Education Collective Bargaining During a Period of Change. Twenty-Second Ann. Conf., 1994
Unions and Management: Working Our Way Out of Fiscal Stress. Twenty-First Ann. Conf., 1993
The Impact of Collective Bargaining in Higher Education: A 20 Year Retrospective. Twentieth Ann. Conf., 1992
Collective Bargaining in Higher Education: Leadership in Uncertain Times. Nineteenth Ann. Conf., 1991
Collective Bargaining in Higher Education: The 1990's. Eighteenth Ann. Conf., 1990
Power Relationships on the Unionized Campus. Seventeenth Ann. Conf., 1989
Collective Bargaining and the Economic Condition of Higher Education. Sixteenth Ann. Conf., 1988
The Faculty Life Cycle: A Legal Perspective. Fifteenth Ann. Conf., 1987
The Unionized Professoriate: A Discriminating Appraisal. Fourteenth Ann. Conf., 1986
Unionization and Academic Excellence. Thirteenth Ann. Conf. 1985
Structural Reform in Higher Education Collective Bargaining. Twelfth Ann. Conf., 1984
Collective Bargaining in a Period of Retrenchment. Eleventh Ann. Conf., 1983
Campus Bargaining at the Crossroads. Tenth Ann. Conf., 1982
The Legal and Economic Status of Collective Bargaining in Higher Education. Ninth Ann. Conf., 1981
Campus Bargaining in the Eighties. Eighth Ann. Conf., 1980
Landmarks in Collective Bargaining in Higher Education. Seventh Ann. Conf., 1979
The Uniqueness of Collective Bargaining in Higher Education. Sixth Ann. Conf., 1978
Collective Bargaining and the Future of Higher Education. Fifth Ann. Conf., 1977
Collective Bargaining in Higher Education. First - Fourth Ann. Confs., 1973-1976

BIBLIOGRAPHIES

Vols. 2, 4-22 (Vols. 1 & 3 Out of Print)

NEWSLETTERS

Collective Bargaining in Higher Education: Analysis of Issues (4 issues/year)

DIRECTORIES

Directory of Faculty Contracts and Bargaining Agents in Institutions of Higher Education (Annual) 1975-1996
Directory of Graduate Student Employee Bargaining Agents and Organizations, 1995
Directory of Non-Faculty Bargaining Agents in Institutions of Higher Education, 1991

SELECTED BOOKS AND MONOGRAPHS

Donovan, Mary. Sex Discrimination in Higher Education and the Professions: An Annotated Bibliography, 1989
Kaminker, Dan. Professional Staff Congress Review of Arbitrations and Digest of Selected Related Issue, 1984
Douglas, Joel M. and M. Garfin. Contract Development in Higher Education Faculty Collective Bargaining, 1980
Douglas, Joel M., Loren A. Krause and Leonard Winogora. Workload and Productivity Bargaining in Higher Education, Monograph No. 3, 1980

To order publications contact the National Center for the Study of Collective Bargaining in Higher Education and the Professions, Baruch College 17 Lexington Avenue, Box F-1228, New York, New York 10010. Telephone: (212) 802-6751 Fax: (212) 802-5903.

