




Just DIG in!

Welcome to the Hunter Degree Information for Graduation (DIG) advisement Introductory slide show.

**This includes responses to most frequently asked questions and
an overall review of the DIG advisement blocks.**

You can click on the
Bookmark icon to
view list of slide
topics.



**HUNTER IS CU
NY**

What is DIG?

Degree Information for Graduation (DIG) is an advisement tool designed to help you understand the degree requirements for General Education and your major. This degree advisement system is a Web based program that takes the courses from your transcript, reorganizes and applies them to fulfill the requirements for your degree.

What are the Benefits of DIG?

A [Degree Information for Graduation \(DIG\)](#) advisement helps you:

- Identify the courses/requirements you must complete to earn your degree (including G.E.R. and Major requirements).
- Select the best courses for the next semester.
- Review for any courses you are registered for that do not count towards your degree (NOTE: Registering for courses that do not apply to your requirements slows down your progress towards graduation and will jeopardize your TAP eligibility).
- Find out how the courses completed meet the new major requirements before you select or change your major officially.
- View the grades, transfer credits and/or exceptions applied to your transcript.
- Confirm your academic standing, class status and Grade Point Average (GPA).
- Estimate how many semesters it will take you to graduate.

How do I access DIG?

In order to access Degree Information for Graduation (DIG) system on-line, you will need to have created a login account to the **CUNY portal**.

If you do not already have a CUNY portal ID, [click here](#) for directions on how to create one.

If you already have an account, [click here](#) to be linked to the CUNY Portal. Log In then select “Student Advisement/Degree Audit” on your “My Page.”

NOTE: If the system states that you already have an account, and you have forgotten your User ID/password, you can go to the Hunter Help Desk (109-HN), call 212-650-3624 or email them at snet@hunter.cuny.edu and they will email you your CUNY Portal user name and password.

How often should I look at DIG?

Your **DIG advisement** is accessible from most networked computers any time. Use **DIG**:

- When selecting courses that meet your degree requirements (especially for TAP eligibility).
- Before registration or meeting with an advisor (print your advisement and use it when planning your program for the next semester).
- To create a list of questions to discuss with your advisor.
- After registration, to confirm the courses selected for each session.
- After grades are posted, to review remaining requirements.

How is DIG different from a transcript?

- Your *DIG advisement* is a computerized program that displays courses completed and remaining when compared against required courses for a specific degree program and is to be used for advisement purposes only.
- Your *transcript* is the official college record listing the courses taken each semester. It must be requested from the Registrar's Office.

Planning to select or change your major?

See How Your Courses Would Apply!

To view how your courses count in a different major:

- Click on the “What If” button
- You must first select the degree program of interest (ex. Bachelor of Fine Arts)
- **Next, select the catalog year that matches the year you enrolled**
(NOTE: Currently, the only undergraduate Catalog Year available is 2004-2007)
- Lastly, select the new major you are considering (your selection should then appear to the right under “Chosen Areas of Study”)
- Process “New Major” by clicking on the **PROCESS AUDIT** tab
(NOTE: “Process Audit” processing time takes up to one minute)
- Review carefully how your courses count in this new major
- If you decide to officially select/change your major, obtain a signature from the new academic department on the Undergraduate Major-Minor Approval form and return it to the OASIS (Room 217 North)
- Once your major is officially selected/changed, it will be updated in DIG

How does DIG decide the way courses are applied?

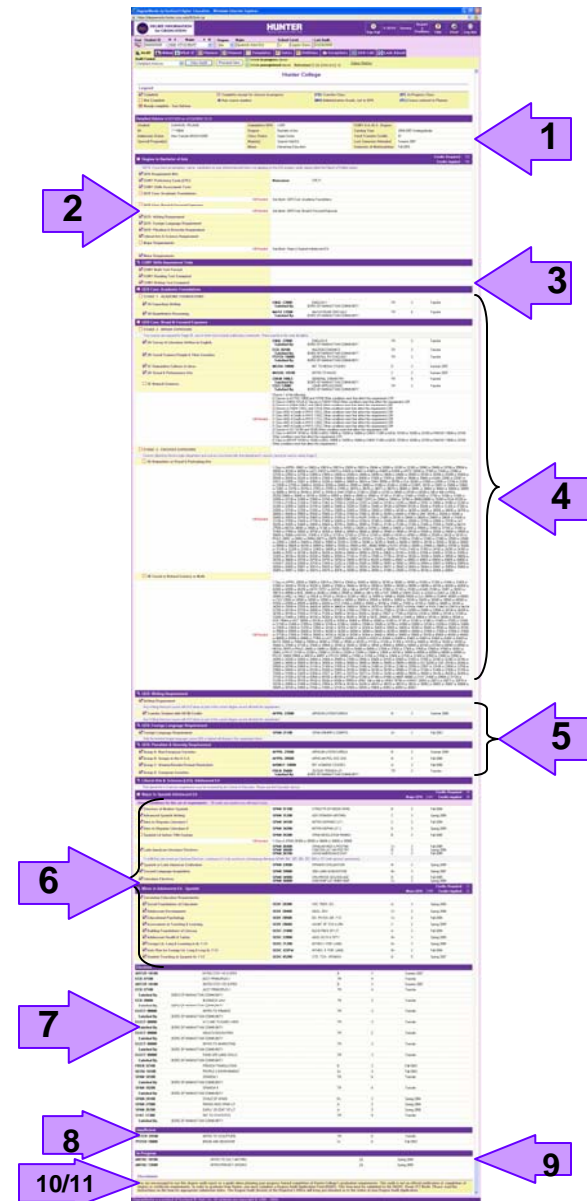
DIG is designed using a “best fit” algorithm, matching courses to requirements. **As information on the transcript changes, the “best fit” may also vary.**

DIG will try to apply the student’s coursework as efficiently as possible. However, since it is an automated system and is still very new, it is possible that some courses may be applied to requirements or sections that were not the student’s original intention. This is more likely to happen when he or she first declares a major or tries to change that major, since the student has fewer completed courses and many remaining requirements.

This should not be a cause for concern, as all courses will be properly applied during the official graduation review by Degree Audit.

What does DIG look like?

1. Student Information Section
2. Degree Requirements checklist
3. CUNY Skills Assessment Tests in Reading, Writing & Math
4. GER: Core Stages 1, 2, & 3
5. GER: Graduation Requirements: Writing, Foreign Language and Pluralism & Diversity
6. Major/Minor Requirements Section
7. Elective courses
8. Insufficient (unsuccessful course attempts)
9. In-Progress courses
10. Not Counted
11. Disclaimer



Section 1 – DIG Sample Block

> Student Information Section

Hunter College

Legend					
<input checked="" type="checkbox"/> Complete	<input checked="" type="checkbox"/> Complete except for classes in-progress	(TR) Transfer Class	(IP) In-Progress Class		
<input type="checkbox"/> Not Complete	@ Any course number	(MX) Administrative Grade, not in GPA	(PL) Course entered in Planner		
<input checked="" type="checkbox"/> Nearly complete - See Advisor					

Detailed Advice AC634870 as of 03/29/08 17:40					
Student	COLLEGE, STU	Cumulative GPA	3.404	CUNY A.A./A.S. Degree	
ID	****0457	Degree	Bachelor of Arts	Catalog Year	2004-2007 Undergraduate
Admission Status	College Now	Class Status	Lower Junior	Total Transfer Credits	30
Special Program(s)		Major(s)	History	Last Semester Attended	Spring 2008
		Minor	Dance	Semester of Matriculation	Fall 2005

- A. **Legend** (see the next slide for more information)
- B. **Detailed Advice** contains an Audit number (AA#) and date/time stamp. This information is critical when you need to ask questions about an audit or when reporting a problem.
- C. **Student Name & ID number** will display on all print outs (NOTE: Only the last four digits of the student identification number will be displayed.)
- D. **Admission Status** displays information regarding Admission upon entry to Hunter.
- E. **Special Programs** will show if a student is participating in a special program at the College.
- F. **Cummulative GPA** is the total grade point average for all of the semesters combined.
- G. **Degree, Class Status & Major/Minor** (always double check that this reflects the degree program of interest).
- H. **CUNY AA/AS Degree** alerts viewer if a CUNY associate's degree was completed prior to enrollment at Hunter.
- I. **Catalog Year** specifies the Catalog Year requirements being displayed.
- J. **Total Transfer Credits** indicates the number of transfer credits granted by the College
- K. **Last Semester Attended/Semester of Matriculation** displays respectively the last semester the student was enrolled as well as their first semester of enrollment as a matriculated student.

More information about the LEGEND

A

Legend

<input checked="" type="checkbox"/> Complete	<input checked="" type="checkbox"/> Complete except for classes in-progress	(TR) Transfer Class	(IP) In-Progress Class
<input type="checkbox"/> Not Complete	@ Any course number	(MX) Administrative Grade, not in GPA	(PL) Course entered in Planner
<input checked="" type="checkbox"/> Nearly complete - See Advisor			

Requirement/course is completed

@ Wild Card indicates any course/extension number (i.e. ENGL@=any ENGL course; ENGL 250@ = any ENGL "Topics in Literature" course)

Requirement is not complete

In progress (course/requirement is in progress to being completed)

See Advisor (when student is nearing completion of a group of requirements, they are referred to an advisor for verification)

TR Transfer course from another college

IP Course a student is currently registered for (can be past, current or future semester)

MX Used by DIG only to capture data for non-traditional courses (i.e. AP exams, exemptions). It has no value in your GPA.

PL Displays courses applied through the "Process Audit" within Planner or the Look Ahead features

“:” A colon between class numbers indicates a range of courses (i.e. SPAN 10100:10600 = any SPAN course number between, and including, SPAN 100 to SPAN 106)

#F Repeated "F" Grade, grade is excluded from GPA calculation

Section 2 – DIG Sample Block

> Degree Requirements

Degree in Bachelor of Arts		Credits Required : 120
Unmet conditions for this set of requirements: A minimum of 120 credits is required. You have applied 67 credits to your degree. You still need a minimum of 53 additional credits.		Credits Applied : 67
NOTE: If you have an exemption, waiver, substitution on your official transcript that is not applying on this DIG progress audit, please utilize the Report a Problem option.		
<input checked="" type="checkbox"/> GPA Requirement Met		
<input checked="" type="checkbox"/> CUNY Proficiency Exam (CPE)	Noncourse	CPE P
<input checked="" type="checkbox"/> CUNY Skills Assessment Tests		
<input checked="" type="checkbox"/> GER Core: Academic Foundations		
<input type="checkbox"/> GER Core: Broad & Focused Exposure		
	Still Needed	See block: GER Core: Broad & Focused Exposure
<input type="checkbox"/> GER: Writing Requirement		
	Still Needed	See block: GER: Writing Requirement
<input checked="" type="checkbox"/> GER: Foreign Language Requirement		
<input type="checkbox"/> GER: Pluralism & Diversity Requirement		
	Still Needed	See block: GER: Pluralism & Diversity Requirement
<input type="checkbox"/> Major Requirements		
	Still Needed	See block: Major in History
<input type="checkbox"/> Minor Requirements		
	Still Needed	1 block MINOR needed
Please see your major departmental advisor to determine minor requirements.		

This section includes a quick checklist for all of the specific requirements for your degree program:

- GPA Requirement Met (minimum GPA required may vary by major)
- CUNY Proficiency Examination (CPE)
- CUNY Skills Assessment Tests
- GER Core: Academic Foundations, Broad and Focused Exposure
- Graduation requirements such as Writing, Foreign Language, and Pluralism & Diversity
- Major/Minor Information

NOTE: When a requirement has not been fulfilled, the DIG advisement will display a “Still Needed” message. The “**Still Needed**” message may also refer you to another block (See Block:) within the DIG advisement for more information.

Section 3 – DIG Sample Block

> Skills Assessment Requirements

<input checked="" type="checkbox"/> CUNY Skills Assessment Tests	
<input checked="" type="checkbox"/> CUNY Math Test Exempted	
<input checked="" type="checkbox"/> CUNY Reading Test Passed	
<input checked="" type="checkbox"/> CUNY Writing Test Passed	

All Students admitted to Hunter must pass the CUNY basic skills assessment tests in Reading, Writing and Mathematics* .

NOTE: Students may also display mastery (and thus be exempted) by meeting specific score criteria on the SAT, English or Math Regents. For more information, consult your College catalog.

* Whether or not you have demonstrated proficiency in Math, all students must take the math placement test before registering. Visit the Testing Center, Room N150 or call 212-772-4898.

Section 4 – DIG Sample Block

> GER Core Section: Stage 1

GER Core: Academic Foundations						
<input type="checkbox"/> STAGE 1 - ACADEMIC FOUNDATIONS						
<input checked="" type="checkbox"/> 1A Expository Writing	ENGL 12000 Satisfied By:	ENGLISH COMPOSITN I MALCOLM KING	TR	3	Transfer	
<input type="checkbox"/> 1B Quantitative Reasoning	Still Needed					
	1 Class in CSCI 12100 or ECO 22100 or MATH 10000 or 10400 or 10500 or 11000 or 11100 or 12500 or 15000 or 15500 or 16000 or STAT 11300 or 21200 or 21300					
<input checked="" type="checkbox"/> 1C U.S. History	HIST 15200 Satisfied By:	THEMES AMER HISTORY2 LAGUARDIA COMMUNITY	TR	2	Transfer	

The Core Requirement, comprised of designated courses, is divided into three sequential stages the first of which is Academic Foundations.

Regulations for the GER Core are:

1. A course may be used to satisfy only one core requirement.
2. Not more than two courses per department or program may be applied to satisfy Core requirements. Exceptions to this are the courses in Stage 1.*
3. All courses satisfying Core: Stage 2 Groups A-D must be from different departments or programs.*
4. Students may apply up to two courses from their major to satisfy Stage 1 and Stage 2 of the Core. NOTE: These two courses must be divided between Stage 1 and Stage 2 (both courses from the major cannot be applied toward a single stage). NOTE: For students who have declared two or more majors, they can still apply up to two courses from the first major (one course toward Stage 1 and the other toward Stage 2) while courses from minors and additional majors can be used without limit to satisfy Stages 1, 2, and 3 of the Core.

*All CUNY Macaulay Honors College (MHC or CHC) courses designated for the Core requirement may be applied toward the Core.

Section 4 – DIG Sample

> GER Core Section: Stages 2 & 3

<input type="checkbox"/> STAGE 2 - BROAD EXPOSURE					
Two courses are required for Stage 2E, one of which must include a laboratory component. These may be in the same discipline.					
<input checked="" type="checkbox"/> 2A Survey of Literature Written in English	ENGL 22000	INTRODUCTION TO LIT	B	3	Summer 2007
<input checked="" type="checkbox"/> 2B Social Science-People & Their Societies	AFPRL 20300	BLACK HISTORY I	TR	3	Transfer
	Satisfied By: GE2B 00000	STATE U NEW PALTZ BLACK SOCIOLOGY	TR	3	Transfer
<input checked="" type="checkbox"/> 2C Humanities-Cultures & Ideas	CLA 11000	GRK&LAT ROOTS OF ENG	A	3	Fall 2007
<input type="checkbox"/> 2D Visual & Performance Arts					
	Still Needed	1 Class in ARTH 11100 or CHC 10000 or DAN 10200 or 23200 or FILM 10100 or HUM 20100 or MUSHL 10100 or 10700 or MUSTH 10100 or THEA 10100 Other conditions exist that affect this requirement.			
<input type="checkbox"/> 2E Natural Sciences					
	Still Needed	Choose 2 of the following: (2 Classes in ASTRO 10000 and 10700 Other conditions exist that affect this requirement.) OR (2 Classes in CHEM 100LC and 101LB Other conditions exist that affect this requirement.) OR (2 Classes in CHEM 102LC and 103LB Other conditions exist that affect this requirement.) OR (2 Classes in CHEM 104LC and 105LB Other conditions exist that affect this requirement.) OR (2 Classes in CHEM 120LC and 121LB Other conditions exist that affect this requirement.) OR (1 Class AND 4 Credits in PHYS 101LC Other conditions exist that affect this requirement.) OR (1 Class AND 4 Credits in PHYS 110LC Other conditions exist that affect this requirement.) OR (1 Class AND 4 Credits in PHYS 111LC Other conditions exist that affect this requirement.) OR (1 Class AND 4 Credits in PHYS 120LC Other conditions exist that affect this requirement.) OR (1 Class AND 4 Credits in PHYS 121LC Other conditions exist that affect this requirement.) OR (2 Classes in SCI 10100 and 10200 Other conditions exist that affect this requirement.) OR (1 Class in ANTHP 10100 or 10200 or BIOL 10000 or 10200 or 16000 or CHEM 11100 or 11200 or GEOL 10100 or 10200 or 23100 or PGEOG 13000 or 23100 Other conditions exist that affect this requirement.) OR (1 Class in ANTHP 10100 or 10200 or BIOL 10000 or 10200 or 16000 or CHEM 11100 or 11200 or GEOL 10100 or 10200 or 23100 or PGEOG 13000 or 23100 Other conditions exist that affect this requirement.) OR (1 Class in ASTRO 10000 or CSCI 12000 or 12700 or GEOL 18000 Other conditions exist that affect this requirement.)			
<input checked="" type="checkbox"/> STAGE 3 - FOCUSED EXPOSURE					
Courses offered by the first major department and courses cross-listed with that department's courses cannot be used to satisfy Stage 3.					
<input checked="" type="checkbox"/> 3A Humanities or Visual & Performing Arts	AFPRL 32300	ISLM&CHRSTNY-AFRIC(W	IP	(3)	Spring 2008
<input checked="" type="checkbox"/> 3B Social or Natural Science or Math	PSYCH 22300	ABNORMAL PSYCHOLOGY	TR	3	Transfer
	Satisfied By:	LAGUARDIA COMMUNITY			
Courses offered by the first major department and courses cross-listed with that department's courses cannot be used to satisfy Stage 3.					

The Remaining Core Stages are: Stage 2 Broad Exposure and Stage 3 Focused Exposure. Please read the Core Requirements from the previous slide in order to better understand Core regulations. In addition, you can also refer to your Catalog for more information.

Section 5 – DIG Sample Block

> GER Graduation Requirements: Writing

GER: Writing Requirement						
<input type="checkbox"/> Writing Requirement						
Any Writing Intensive course with (W) taken as part of the current degree record will meet this requirement.						
<input type="checkbox"/> Matriculating with fewer than 31 Transfer Credits		HIST 12200	19 & 20 CENT. EUR(W)	A	3	Fall 2007
		HIST 15200	U.S. CIV WAR-PRES(W)	IP	(3)	Spring 2008
		Still Needed 1 Class in @ @ WRIT = W or CHC 10000 or 15000 or 20000 or 25000				

Hunter is pleased to offer special sections of courses designated as **Writing Intensive** or “W”. These sections* are specially designed to ensure that all students have significant writing experiences. All “W” course sections must be completed at Hunter and selection varies by semester. The maximum number of writing intensive, W-designated course sections a student must take is three (3).

The number of W-designated course sections a student must complete depends on the total number of earned credits at the time of matriculation at Hunter:

- Transfer students matriculating with 31-59 transfer credits must take at least two (2) “W” sections
- Transfer students matriculating with 60+ transfer credits must take at least one “W” section
- All other students (including Transfer students with less than 30 transfer credits) must take three (3) “W” sections.

*CRITICAL INFORMATION: This requirement is not course-specific, meaning while several sections of a specific course might be offered during a semester, only one section may have the “W” designation. **It is critical that students register for sections with the “W” designation to fulfill this requirement. NOTE: You can check your eSIMS record in order to confirm that a “W” appears on the section you are registered for, otherwise the section you plan to take may not be applied towards this requirement.**

Section 5 – DIG Sample Block

> GER Graduation Requirements: Foreign Language

GER: Foreign Language Requirement	
<input type="checkbox"/> Foreign Language Requirement	
Still Needed	1 Class in ARB 20200 or 30100 or 30200 or CHIN 20200 or 30100:30400 or 30600 or 30700 or 40200 or CLA 24065 or FREN 20200 or 20300 or 20800 or 27500 or 31200 or 32100 or 33100 or 33500:33700 or 34100:34400 or 34600 or 34800:35100 or 35300 or GERMN 20200 or 20300 or 30100 or 30200 or 31200 or 31300 or 32000:32300 or 32700 or 32800 or 33400:33600 or 33900 or 34100 or 34200 or 34500 or 34700 or 34800 or 35000 or 35300 or 38100 or 38300 or 44400 or GRK 20200 or 20300 or 30100:30500 or 30700 or 30900:31100 or HEBR 20200 or 31000 or 31100 or 31500:31800 or 32000:32400 or 32700 or 32800 or 33100 or 35100 or 357@ or ITAL 20200 or 20300 or 22100 or 31100 or 31200 or 32100 or 33100 or 34100:35100 or 36000:36200 or 36400 or 36500 or 37000 or 37500 or JPN 20200 or 30100 or 30200 or LAT 20100 or 20200 or 20300 or 20400 or 22000 or 30200:31400 or 31600 or POL 20200 or RUSS 20200 or 246@ or 30100 or 30200 or 31200 or 31400 or 31500 or 31700:31900 or 32100 or 32200 or 32300 or 34000:34400 or 36000 or 49100 or MODGK 30100 or S/WA 20200 or SPAN 20200 or 20300 or 20800 or 21100 or 22100 or 27000 or 27500 or 27600 or 31100 or 31200 or 31300 or 32100 or 33100 or 33500 or 33600 or 34100:34300 or 34500 or 34600 or 34900 or 35000 or 35300 or 35500 or 35700 or 35800 or 36000 or 36200 or 36400 or 36500:36800 or 37600 or 37000 or 37100 or 37300 or 37500
Only the terminal foreign language course (202 or higher) will display in this requirement block.	

All students must demonstrate foreign language proficiency at the 12cr level or its equivalent in the same language.

Students must complete four semesters of language courses or an equivalent combination of college and high school courses in the same language.

Please be aware that, although they appear on the DIG system, foreign language 101-level courses are not officially credited without their 102 companion course.

IMPORTANT: All BA, BFA and BMus students must fulfill a graduation requirement of intermediate (fourth semester) foreign language proficiency. BS students should consult their programs regarding specific requirements. It is recommended that students begin the first two semesters of foreign language within their first 30 credits. Gaps in language instruction can make advanced language courses more difficult, thus it is strongly recommended that students complete language courses in consecutive semesters when possible.

NOTE: Only the terminal (last) foreign language course (202 or higher) required for the student will display in this requirement block (except for Spanish for Native Speakers: Terminal course is SPA 208).

Section 5 – DIG Sample Block

> GER Graduation Requirements: Pluralism & Diversity

■ GER: Pluralism & Diversity Requirement					
<input type="checkbox"/> Group A: Non-European Societies					
Still Needed	1 Class in AFPRL 14100 or 14300 or 20100 or 20200 or 20600 or 20700 or 20800 or 20900 or 21000 or 22000 or 22200 or 23500 or 23700 or 24100 or 24200 or 24300 or 24500 or 24600 or 29003 or 29020 or 29035 or 29041 or 29063 or 30600 or 30900 or 31300 or 32000 or 32200 or 34200 or 35100 or 35500 or 36200 or 42858 or 42859 or 29009 or ANTHC 10100 or 20000 or 20100 or 20400 or 21100 or 21300 or 21400 or 22600 or 22800 or 30300 or 30400 or 30500 or 30700 or 30800 or 30900 or 31000 or 32089 or 32600 or 40155 or 40192 or ARTH 20500 or 26000 or 26300 or 27000 or ASIAN 36002 or BLPR 14100 or 14300 or 20100 or 20200 or 20600 or 20700 or 20800 or 20900 or 21000 or 22000 or 22200 or 23500 or 23700 or 24100 or 24200 or 24300 or 24500 or 24600 or 29003 or 29020 or 29035 or 29063 or 30600 or 30900 or 31300 or 32000 or 32200 or 34200 or 35100 or 35500 or 36200 or 42858 or 42859 or 29009 or 29041 or CHIN 11100 or 11200 or 30600 or 30700 or 35500 or 35700 or CLA 22500 or 22700 or 32200 or 32300 or DAN 25251 or 25252 or 25253 or 25254 or 25255 or 35251 or 35252 or 35253 or 35254 or 35255 or ECO 33000 or ENGL 25092 or 25167 Term = 2002A or 25500 or 25550 or 25851 or 317@ or 32700 or 38669 or 38677 or FILM 21354 or 26900 or 32800 or GEOG 15000 or 27000 or 27100 or 27400 or 27500 or 27700 or 27800 or 37000 or 37100 or HEBR 21500 or 24000 or 25900 or 28600 or 28800 or 29000 or 29200 or 29400 or 29500 or 29600 or 31500 or 31600 or 31700 or 31800 or 32100 or HIST 11100 or 27651 or 27700 or 27800 or 28800 or 28900 or 30900 or 31900 or 37300 or 37651 or 37900 or 38000 or HONS 20154 or 30167 or LACS 43403 or 43405 or 43408 or 43423 or 43425 or 43426 or 43428 or 43441 or 43462 or 43483 or 43491 or MEDIA 32800 or 38700 or 39500 or MUSHL 10700 or 24000 or 24100 or 24500 or 25000 or 35200 or 35300 or PHILO 21900 or POLSC 25200 or 25300 or 25500 or 25600 or 26200 or 26300 or 26700 or 27202 or 25700 or 26000 or REL 25100 or 25200 or 25400 or 25500 or 32000 or 32100 or 32200 or 32400 or 33600 or 33700 or RUSS 29300 or SPAN 26900 or SOC 36100 or WDMST 20050 or 20058 or 20067 or 20073 or 25851 or 26900 or 30063 or 30064 or 30069				
<input checked="" type="checkbox"/> Group B: Groups in the U.S.A.	AFPRL 20300	BLACK HISTORY I	TR	3	Transfer
Satisfied By: STATE U NEW PALTZ					
<input type="checkbox"/> Group C: Women/Gender/Sexual Orientation					
Still Needed	Choose 1 of the following: (2 Classes in BIOL 10000 In residence = Y or 10200 In residence = Y) OR (2 Classes in BIOL 10000 In residence = Y or 16000 In residence = Y) OR (1 Class in AFPRL 29030 or 29041 or 31800 or 31900 or 33600 or ANTHC 301@ or 31200 or 32076 or 32200 or ASIAN 22001 or 22002 or 39011 or CLA 30500 or COMPL 38057 or ECO 34500 or ENGL 25060 or 25067 or 25072 or 25073 or 25080 or 25085 or 25092 or 25096 or 25167 Term = 2002A or 25550 or 25750 or 258@ or 30800 or 319@ or 38652 or 38655 or 38677 or 38763 or 38954 or 38955 or 38967 or 39861 or 39961 or 39962 or 49481 or 49469 or FILM 21500 or 222@ or 26900 or FREN 26200 or GEOG 24100 or GERMN 32300 or HEBR 21060 or 25060 or 28400 or 45166 or HIST 30400 or 34500 or 77454 or HONS 30185 or ITAL 33700 or 33800 or 33900 or MEDIA 29853 or 38400 or MUSHL 25000 or 26176 or NURS 34000 or 35100 or PHILO 21600 or 23000 or POLSC 20451 or 20454 or 20900 or 21800 or 21900 or 28000 or 30900 or 48657 or PSYCH 17000 or 19000 or 23500 or 30900 or REL 31100 or 34000 or RUSS 15600 or 26000 or 36000 or SOC 20100 or 25700 or 36000 or SPAN 26900 or WDMST 10000 or 15600 or 17000 or 19000 or 200@ or 20100 or 20900 or 21600 or 21900 or 22252 or 22300 or 23000 or 23500 or 25000 or 25100 or 25700 or 258@ or 26000 or 26100 or 26200 or 26600 or 26900 or 30001 or 30003 or 30006 or 30022 or 30024 or 30033 or 30050 or 30051 or 30053 or 30055 or 30063 or 30064 or 30065 or 30069 or 30072 or 30073 or 30076 or 30078 or 30080 or 30084 or 30085 or 30087 or 30092 or 30094 or 30095 or 30098 or 30099 or 30100 or 30500 or 30900 or 31800 or 31900 or 31959 or 31961 or 31968 or 31971 or 32900 or 33600 or 34500 or 35100 or 36100 or 38400 or 40053 or 40054 or 40059 Except ENGL 25857 and 25860 and WDMST 25857 and 25860)				
<input checked="" type="checkbox"/> Group D: European Societies	HIST 12200	19 & 20 CENT. EUR(w)	A	3	Fall 2007

This graduation requirement is comprised of four groups (A,B,C,D) each with their own designated courses. A course can satisfy only one of these four groups, though it may also satisfy a requirement in the Core, major and minor. NOTE: This requirement applies to all students entering Hunter college in Fall 1993 or later.

Section 6 – DIG Sample Block

> Major Requirements

Major in History		Credits Required : 30			
		Major GPA: 4.000 Credits Applied : 12			
Unmet conditions for this set of requirements:		30 credits are required; you still need 18 more. A minimum of 15 credits must be taken in residence. Minimum Credits unsatisfied			
<input checked="" type="checkbox"/> Group I: US History	HIST 15100 Satisfied By: HIST 15200	HIST OF US TO 1876 MONTCLAIR STATE U.S. CIV WAR-PRES(w)	TR IP	3 (3)	Transfer Spring 2008
<input type="checkbox"/> Group II: European History	HIST 12200	19 & 20 CENT. EUR(w)	A	3	Fall 2007
	Still Needed	3 Credits in HIST 12100 or 20900 or 21100 or 24200 or 30200 or 30300 or 30400 or 30500 or 31000 or 31100 or 31200 or 31300 or 31400 or 31500 or 31900 or 32000 or 32100 or 32300 or 32400 or 32500 or 32600 or 32700 or 32900 or 33000 or 33100 or 33200 or 33300 or 33400 or 33500 or 33600 or 33700 or 33800 or 34123 or 34125 or 34154 or 34250 or 34251 or 34300 or 34400 or 34500 or 34600 or 37400 or 37500 or 37600 or 382@ or 384@ or 484@			
<input type="checkbox"/> Group III: World, Non-Western, Latin Amer Hist	HIST 21000	HISTORY OF JUDAISM	IP	(3)	Spring 2008
	Still Needed	3 Credits in HIST 11100 or 11200 or 20100 or 25076 or 27100 or 27200 or 27650 or 27651 or 27700 or 27800 or 28800 or 28900 or 30100 or 30900 or 34126 or 34132 or 34105 or 37700 or 37800 or 37900 or 38000 or 38100 or 385@ or 38900 or 39000 or 485@			
<input type="checkbox"/> Historical Research					
	Still Needed	2 Classes in HIST 30000			
<input type="checkbox"/> History Electives					
	Still Needed	9 Credits in HIST @			
No more than 9 credits at the 100-level are allowed. At least 12 credits at the 300-level are required.					

This section lists all of the specific courses required for your major.

“Still Needed” identifies requirements that still need to be completed for your major and will provide you with the details of what courses/credits can fulfill the requirement. Students must declare a major no later than the semester in which the combination of credits earned and currently registered for totals 61 or greater.

NOTE: These requirements can be identified as a specific class (or the ability to choose from the courses listed) or as the number of credits required within a specific discipline. REMINDER: The “@” sign indicates any course number within the discipline listed (i.e.: HIST @ = any HIST course).

Section 6 → DIG Sample Block > Minor Requirements

<input type="checkbox"/> Minor in Dance	
Unmet conditions for this set of requirements: 12 Credits needed Your GPA is 0.000; a GPA of 2.0 is required A minimum of 6 credits must be taken in residence.	
<input type="checkbox"/> Advisor Approved Courses	
Still Needed	You must select minor courses with your major advisor

Most BA students with one major must have a minor. BS, BFA and BMus degrees do not require a minor. The minor generally consists of 12 credits and is chosen when a student declares a major and must be approved by the major department. NOTE: Courses in the minor may be used without limit to satisfy Core Stages 1, 2, 3, the Writing and Pluralism & Diversity requirements.

IMPORTANT: Since the content (specific courses) required for the minors are selected in consultation with a major advisor, they cannot be pre-programmed into the system. Thus, they often fall into the DIG advisement under the “Elective” block. Students must obtain written confirmation of minor approved courses and should track this themselves. These courses cannot double count for both minor and elective. This should not be a cause for concern, as all courses will be properly applied during the official graduation review by Degree Audit.

Section 7 → DIG Sample Block > Electives

Electives				
DAN 10100	FUND-CONTEMP DANCE	A	2	Fall 2007
DAN 21000	CONTEMP DANCE TECH 1	IP	(2)	Spring 2008
DAN 24500	BALLET 1	IP	(2)	Spring 2008
DAN 25299	SP TPS: COLLEGE NOW	B	2	Fall 2005
ELECT 00000	DANCE TECHNQ:MODRN 1	TR	3	Transfer
Satisfied By:	MONTCLAIR STATE			
ELECT 00000	APPAREL DSGN:FLAT PT	TR	3	Transfer
Satisfied By:	MONTCLAIR STATE			
ELECT 00000	BLACK DANCE	TR	3	Transfer
Satisfied By:	STATE U NEW PALTZ			
FREN 10100	ELEM FRENCH I	TR	3	Transfer
Satisfied By:	STATE U NEW PALTZ			
FREN 10200	BEGINNING FRENCH 2	TR	3	Transfer
Satisfied By:	MONTCLAIR STATE			
FREN 20100	INTERMEDIATE FREN 1	A-	3	Fall 2007
NFS 14100	NUTRITION	TR	3	Transfer
Satisfied By:	MONTCLAIR STATE			

Elective courses are used for credits needed to complete the degree beyond those credits taken to fulfill the GER Core, major/minor courses, graduation requirements (along with the prerequisites for these requirements).

These courses are often chosen by the student (provided the prerequisites are met) to complete the total number of credits required for their degree. **It is important that students track the number of elective credits needed and avoid over registering for elective courses.** Better to select most of these toward your last remaining semesters.

NOTE: ELECT 00000 is a course placeholder for transfer credits that can be applied as electives.

Section 8 / 9 – DIG Sample Block

> Insufficient
> In Progress

Insufficient				
CHEM 100LC	ESSEN-GEN CHEM (LEC)	D	0	Spring 2006
MATH 10100	ALGBRA COLLEG STUDEN	F	0	Fall 2005

In-Progress				
CHEM 100LC	ESSEN-GEN CHEM (LEC)		(3)	Summer 2008
DAN 10200	DAN DANCER & AUDIENCE		(3)	Spring 2008
PSYCH 22100	PSYCHOANAL THEORY		(3)	Spring 2008
SOC 10100	INTRO TO SOCIOLOGY		(3)	Spring 2008

8. The Insufficient section lists all of the courses you have not successfully completed. Grades of “F”, “FIN”, “NC”, and “WU” are counted in your GPA. NOTE: Some courses may require a minimum grade. Grades that do not meet the minimum required (such as in the example above) will also appear in this “Insufficient” section.
9. In-Progress section is a summary of all of the courses you are registered for (including future semesters). It provides a quick overview of your current enrollment. It may also list courses from previous terms when a grade has not been posted.
Review this section to ensure that it reflects your current enrollment and pre-registered courses. NOTE: Generally changes made to a student’s official Hunter record **will take at least 24 hours to be reflected in DIG.**

IMPORTANT: It is the “In-Progress” courses that often results in the system conducting a “best fit” algorithm, matching courses to requirements which will result in changes that were not the student’s original intention. As students continue to register, courses should return to fulfill the remaining requirements. The more you familiarize yourself with the requirements, the better you can spot these changes and continue to register accordingly.

Section 10 / 11 → Sample Block

> Not Counted

> Disclaimer

Not Counted				
PERM 00004	HC STUDENT ON PERMIT		0	Fall 2007
PERM 00004	HC STUDENT ON PERMIT		0	Spring 2008

Disclaimer

You are encouraged to use this degree audit report as a guide when planning your progress toward completion of Hunter College's graduation requirements. This audit is not an official notification of completion of degree or certificate requirements. In order to graduate from Hunter, you must complete a Degree Audit Application Form (DAAF). This form must be submitted to the OASIS, Room 217 North. Please read the instructions on the form for appropriate submission dates. The Degree Audit division of the Registrar's Office will keep you informed as to the status of your Degree Audit Application.

10. The Not Counted block will only appear when course place holders need a place to reside on DIG. In the example above, students who seek a permit (prior permission to complete an equivalent Hunter course elsewhere) have a “dummy” course placed on their transcript until such time that completion of the course and grade are confirmed and then placed on the student record. As stated, these courses are “not counted” into the GPA and are generally listed as “0” credits.
11. The Disclaimer section provides general information on the degree advisement program. NOTE: Changes made to your official Hunter record (such as a change in your schedule) will take at least 24 hours to be reflected in DIG

Remember to send your questions by clicking on the “Report a Problem” button on the top right side of the DIG advisement page.

What is a “What If” Audit?

Doing a “What If” analysis gives a student, and an advisor, the opportunity of seeing how a student’s current credits and passed requirements would meet different degree and major requirements before officially changing majors.

“What If audits” may be printed, but are not saved to the system.

VERY IMPORTANT: When selecting the requirement criteria for a “What If” audit, it is important to make sure that you select the Degree Program first (ex. Bachelor of Arts). Only then will the DIG selection be limited to valid and existing degree/major combinations from the drop-down lists. *Even if the Degree and Major combination is wrong, the “What If” Audit will still show you an advisement that is incorrect and thus invalid.*

RECOMMENDATION: Students with undeclared majors can utilize this function to see how their coursework might be applied to prospective degree programs.

NOTE: DIG reflects the requirements beginning with the 2004-2007 Catalog.

How can the three GPA Calculators help students and advisors?

There are **three** different GPA calculators:

1. Graduation Calculator
2. Term Calculator
3. Advice Calculator

These calculators, in conjunction with other current DIG functions, can help students in many ways:

- Realistic goal-setting at the beginning of the term or academic career
- Calculation of their end-of-term GPA using a student's actual academic information
- Accurate mapping of a student's path for achieving honors, avoiding probation, or satisfying personal academic aspirations

How does the Graduation Calculator work?

1. Graduation Calculator

The purpose of this calculator is to give students a general view of what average GPA they will need to achieve over their final "X" credits in order to reach their desired GPA.

Field	Value
Current GPA will display.	2.795
Current GPA	2.795
Credits Remaining	20
Credits Required	120
Desired GPA	2.9

In some cases, this calculator will be useful to inform the student that their desired GPA is not possible to achieve (considering their number of credits remaining). In short, this calculator helps students to set long-term general goals. The results will show what GPA students will need to attain their desired results.

NOTE: The "Current GPA" field will be automatically displayed from the student record, so the only fields that need to be completed are "Credits Remaining," "Credits Required" and "Desired GPA."

How does the Term Calculator work?

2. Term Calculator

This calculator is perhaps the best one for students to use when they have questions about how different grades in their currently enrolled (or remaining) courses could impact their current GPA.

The screenshot shows the 'Term Calculator' interface. At the top, there are navigation tabs: Audit, What If, Planner, GPA Calc, and Look Ahead. Below the tabs, the 'Calculator Types' dropdown is set to 'Term Calculator' with a 'Load' button. A summary box displays 'Current GPA and Credits Earned So Far will be displayed.' with 'Current GPA' at 2.795 and 'Credits Earned So Far' at 107. Below this is a table for entering course information:

	Credits	Grade
Class 1	<input type="text"/>	A+[4.000] <input type="button" value="v"/>
Class 2	<input type="text"/>	A+[4.000] <input type="button" value="v"/>
Class 3	<input type="text"/>	A+[4.000] <input type="button" value="v"/>
Class 4	<input type="text"/>	A+[4.000] <input type="button" value="v"/>
Class 5	<input type="text"/>	A+[4.000] <input type="button" value="v"/>
Class 6	<input type="text"/>	A+[4.000] <input type="button" value="v"/>
Class 7	<input type="text"/>	A+[4.000] <input type="button" value="v"/>
Class 8	<input type="text"/>	A+[4.000] <input type="button" value="v"/>

A 'Calculate' button is located at the bottom right of the table.

This screenshot shows the 'Term Calculator' interface with a list of specific courses. The 'Calculator Types' dropdown is set to 'Term Calculator'. The summary box shows 'Current GPA' at 2.795 and 'Credits Earned So Far' at 107. The table below lists courses and their corresponding credits and grades:

	Credits	Grade
AFPR 290	3	A-[3.700] <input type="button" value="v"/>
AFPR 323	3	B [3.000] <input type="button" value="v"/>
HIST 152	2	A+[4.000] <input type="button" value="v"/>
Class 4	<input type="text"/>	A+[4.000] <input type="button" value="v"/>
Class 5	<input type="text"/>	A [4.000] <input type="button" value="v"/>
Class 6	<input type="text"/>	A-[3.700] <input type="button" value="v"/>
Class 7	<input type="text"/>	B+[3.300] <input type="button" value="v"/>
Class 8	<input type="text"/>	B [3.000] <input type="button" value="v"/>
		B-[2.700] <input type="button" value="v"/>
		C+[2.300] <input type="button" value="v"/>
		C [2.000] <input type="button" value="v"/>
		D [1.000] <input type="button" value="v"/>
		FIN[0.000] <input type="button" value="v"/>
		WU[0.000] <input type="button" value="v"/>
		F [0.000] <input type="button" value="v"/>
		[0.000] <input type="button" value="v"/>

A 'Calculate' button is located at the bottom right of the table.

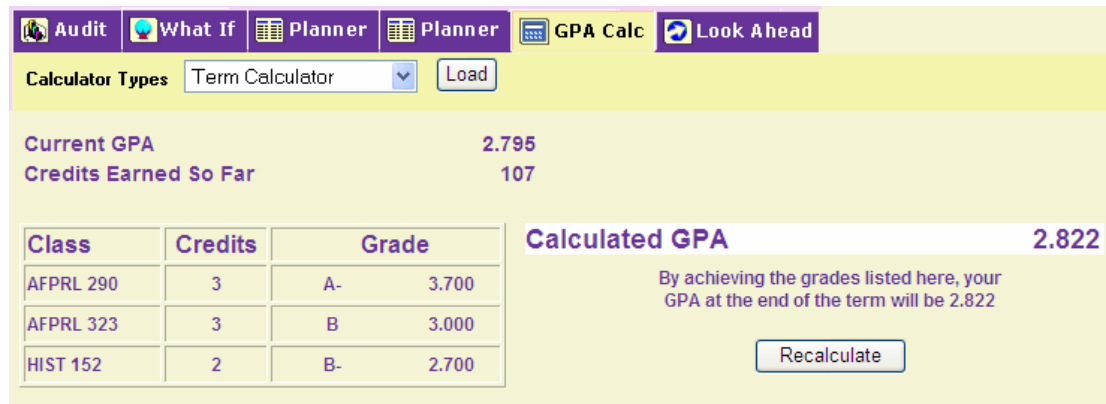
The student need only list the course(s), number of academic credits (by course), and possible grade(s) for each course listed (see left). This information is used to figure out how a student can raise/lower their current, overall GPA.

How does the Term Calculator work?

(continued)

The screen that opens after the course(s), number of academic credits (by course), and possible grade(s) for each course have been inputted (and you click “Calculate”) will produce the new calculated GPA. This is the most specific calculator. If you wish to change class or grade information, simply click “Recalculate” and the original screen will again be presented for you to make changes. When you click on the “Calculate” button, the revised information will appear. This information can be used for goal-setting as well as mapping paths to achieve honors, avoid probation, etc.

In addition, this calculator is the best tool for providing students with an idea of how different grades impact their GPA.



The screenshot shows the Term Calculator interface. At the top, there are navigation tabs: Audit, What If, Planner, GPA Calc, and Look Ahead. Below the tabs, there is a dropdown menu for "Calculator Types" set to "Term Calculator" and a "Load" button. The current GPA is 2.795 and Credits Earned So Far is 107. A table lists three courses: AFPRL 290 (3 credits, A- grade, 3.700), AFPRL 323 (3 credits, B grade, 3.000), and HIST 152 (2 credits, B- grade, 2.700). The Calculated GPA is 2.822. A note states: "By achieving the grades listed here, your GPA at the end of the term will be 2.822". A "Recalculate" button is located at the bottom right.

Class	Credits	Grade	Grade Points
AFPRL 290	3	A-	3.700
AFPRL 323	3	B	3.000
HIST 152	2	B-	2.700

Students on probation, in honors programs or enrolled in programs where GPA is critical are especially recommended to use this calculator.

How does the Advice Calculator work?

3. Advice Calculator

This calculator is perhaps the easiest to use. You need only provide the desired GPA. It is used to figure out how students can raise their GPA using actual grades as advice.

The screenshot shows the top navigation bar with icons for Audit, What If, Planner, GPA Calc, and Look Ahead. Below the navigation bar, there is a dropdown menu for 'Calculator Types' set to 'Advice Calculator' and a 'Load' button. The main input area contains a text box with the label 'Current GPA and Credits Earned will display.' and three input fields: 'Current GPA' with the value 2.572, 'Credits Earned' with the value 61, and 'Desired GPA' with the value 3.0. A 'Calculate' button is located below the input fields.

The screenshot shows the results of the calculation. The top navigation bar and 'Calculator Types' dropdown are the same as in the previous screenshot. Below the input fields, there is a table with the following data:

Current GPA	2.572
Credits Earned	61
Desired GPA	3.0


Below the table, there is a text box that says 'To achieve your desired GPA, you need one of the following:'. Below this, there is a list of four options:

- 26 Credits at 4.000 (A+) grade average
- 26 Credits at 4.000 (A) grade average
- 37 Credits at 3.700 (A-) grade average
- 87 Credits at 3.300 (B+) grade average

Below the list, there is a note that says 'Note: Results that would require you to take more than 150 Credits have been omitted.' and a 'Recalculate' button.

While it is fairly general, it is more specific than the Graduation Calculator. The Advice shown lists the number of credits and specific grades needed to achieve the desired GPA.

If I have any questions about my DIG results, whom should I contact?

You should use the “Report a Problem” button  on the DIG system and also speak to your advisor for clarification regarding your degree requirements.

Remember, the Office of Advising Services and your major department are there to answer your questions and assist you in understanding your requirements.

<RETURN TO SLIDE ONE>