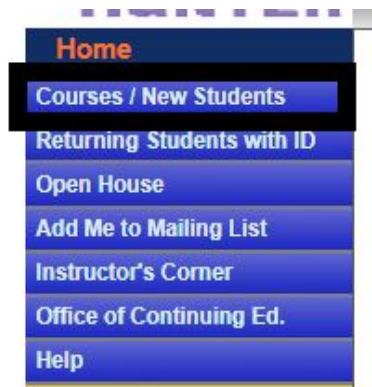
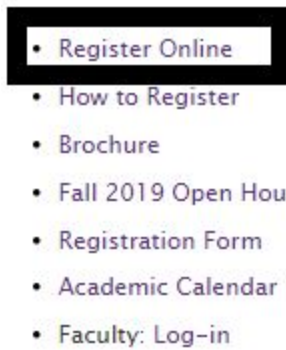


CURRENT/NEW STUDENTS GUIDE TO REGISTER

WEBSITE: <http://www.hunter.cuny.edu/parliamo/welcome-page>

NEW STUDENTS

- I. Press **Register online**. Then press **'Courses/New students'**



Note: After you follow these instructions, **choose a semester**.

2. Press **Languages** and browse courses at the bottom with the **Next/Last** button.



PIEL3

simple past tense, regular and irregular forms, and the present perfect with nouns.

PIEL4

imperfect tense with emphasis on indirect object pronouns and the verb "piè"



[Next](#) [Last](#)

[New students can only register online AFTER they have taken a placement exam and are given their level in the program. If you are starting at beginner level - Elementary I then a placement exam is not required.]

3. Press **Show Detail & Register** and then press **View Selected Courses** once you've added courses to your cart.

Elementary 3 / PIEL3
Focuses on the simple past tense, regular and irregular forms, and the present perfect with emphasis on auxiliary verbs. Introduction to "il partitivo" and direct object pronouns.

Elementary 4 / PIEL4
Focuses on the imperfect tense with emphasis on indirect object pronouns and the verb "piacere." You will learn idiomatic expressions and increase your vocabulary.

Next Last

View Selected Courses Cancel

Show Detail & Register

Show Detail & Register

4. Your cart will look similar to the image below in which you will press **Continue to Register** and be prompted to set up **New Student Account**

Elementary 4 Remove

Focuses on the imperfect tense with emphasis on indirect object pronouns and the verb "piacere." You will learn idiomatic expressions and increase your vocabulary.

Course/Section: PIEL4/3 8 Session(s) 16 Hour(s) Tuition: \$400.00 Mat Fee: \$0.00
Day(s) Meet: Wednesday Date: 10/30/19-12/18/19 Time: 01:00PM-03:00PM
Location: /
Instructor(s): [Bonvicini, Alessandra](#)

TOTAL TUITION / MAT FEE: \$400.00

Continue to Register Back to Select Course Cancel

5. Once you input your personal information, you will be prompted to a **Student ID** page in which you will press **continue** [We recommend you write your ID to login for future registration]

Dear NO NA:

You have been successfully created your student account.

Your student ID is **Continue***NO0001.
Your password is also **NA***NO0001.

[New students can only register online AFTER they have taken a placement exam and are given their level in the program. If you are starting at beginner level - Elementary I then a placement exam is not required.]

6. Last step will be payment

Student Payment for NO NA

Listed below are the classes you have selected. You may change the selection by clicking the [Find More Courses] button. If you are satisfied with your selection, enter the information and then click the [Submit Payment] button to complete your registration.

Course ID	Course Title	Section	Fee
PIEL4	Elementary 4	3	400.00
Total Tuition Fee:			400.00
Registration Fee:			35.00
Amount Due:			435.00

Accepted Payment Methods:



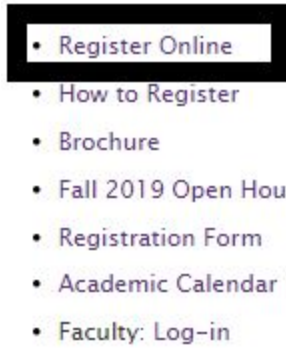
Please enter your payment information:

Card Holder's Last Name:	<input type="text"/>
Card Holder's First Name:	<input type="text"/>
Card Number:	<input type="text"/>
Card Verification Number:	<input type="text"/> (Last 3 digits on the back of the card)
Credit Card Type:	<input type="text"/>
Expiration Date(Month/Year):	<input type="text"/> / <input type="text"/>
Card Holder's Address:	<input type="text"/>
Card Holder's City:	<input type="text"/>
Card Holder's State:	<input type="text"/>
Card Holder's Zip:	<input type="text"/>

[New students can only register online AFTER they have taken a placement exam and are given their level in the program. If you are starting at beginner level - Elementary 1 then a placement exam is not required.]

CURRENT STUDENTS

1. Press **Register online**. Then press **'Returning Students with ID'** in which you will input your ID that will look similar to the third picture below [Password is usually the same]



Please enter your Student ID and Password to continue

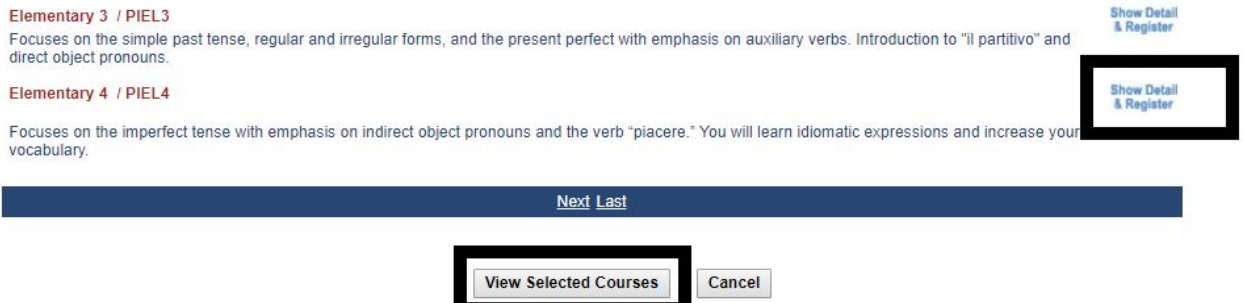
Student ID:	<input type="text" value="NAMNO0001"/>
Password:	<input type="password" value="*****"/>

[New students can only register online AFTER they have taken a placement exam and are given their level in the program. If you are starting at beginner level - Elementary I then a placement exam is not required.]

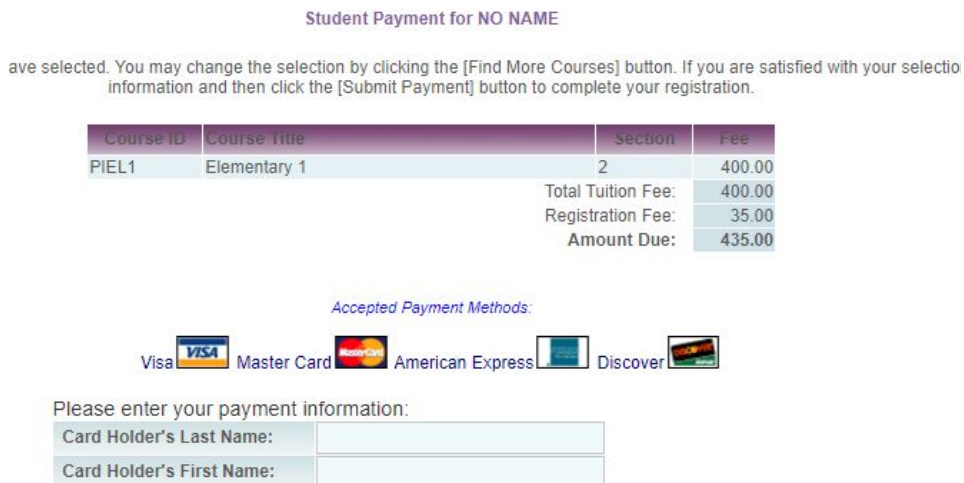
2. Press **Register for courses** and then choose a semester in which you will then press **Languages** and browse courses at the bottom with the **Next/Last** button.



3. Press **Show Detail & Register** and then press **View Selected Courses** once you've added courses to your cart.



4. Your cart will look similar to the image below in which you will press **Continue to Register** and be prompted to **make a payment**.



[New students can only register online AFTER they have taken a placement exam and are given their level in the program. If you are starting at beginner level - Elementary 1 then a placement exam is not required.]